Schlumberger

DIPMETER

CSU

COMPANY: REICHHOLD ENERGY CORPORATION

WELL: "LONGVIEW-FIBER" #42-22

FIELD: SOUTH MIST
COUNTY: COLUMBIA
STATE: OREGON
NATION: U.S.A.
LOCATION: SEE REMARKS SECTION

SEC: 22 TWP: 6N RGE: 5W

OTHER SERVICES-
DIL-BHC

PERMANENT DATUM: GL
ELEV. OF PERM. DATUM: 755.0 '
LOG MEASURED FROM: KB
11.4 ' ABOVE PERM. DATUM
DRLG. MEASURED FROM: KB

ELEVATIONS-
KB: 766.4 '
DF: 765.4 '
GL: 755.0 '

PROGRAM
TAPE NO:
24.2
SERVICE
ORDER NO:
432404

DATE: 16 JAN 85
RUN NO: 1

DEPTH-DRILLER: 2278.0 '
DEPTH-LOGGER: 2272.0 '
BTM. LOG INTERVAL: 2270.0 '
TOP LOG INTERVAL: 438.0 '

CASING-DRILLER: 437 '
CASING-LOGGER: 438 '
CASING: 8 5/8"

BIT SIZE: 7 7/8"
DEPTH: 2278 '

RECEIVED - PTLD
FEB 7 1985

TYPE FLUID IN HOLE:	GEL-LIGNO
DENSITY:	10.6 LB/G
VISCOSITY:	45.0 S
PH:	8.5
FLUID LOSS:	5.6 C3
SOURCE OF SAMPLE:	FLOWLINE
RM:	2.850 OHMM AT 63.0 DEGF
RMF:	2.330 OHMM AT 47.0 DEGF
RMC:	2.690 OHMM AT 47.0 DEGF
SOURCE RMF/RMC:	MEASURED/MEASURED
RM AT BHT:	2.145 OHMM AT 86.0 DEGF
RMF AT BHT:	1.352 OHMM AT 86.0 DEGF
RMC AT BHT:	1.561 OHMM AT 86.0 DEGF

TIME CIRC. STOPPED: 15:30 1-16
TIME LOGGER ON BTM.: 21:15 1-16

MAX. REC. TEMP: 86.0 DEGF

LOGGING UNIT NO: 8126
LOGGING UNIT LOC: SACRAMENTO
RECORDED BY: PILCH
WITNESSED BY: THOMAS

REMARKS:

500 PPM CHLORIDES
72 DEGREE MECHANICAL UNIT.
NORTH 89 DEG 4' 19" WEST 562.82 FT & NORTH
0 DEG 55' 41" EAST 260.54 FT FROM EAST 1/4 CORNER

EQUIPMENT NUMBERS-

HDS-H 727 HDE-E 721 HDM-JB 1766 DAM-A 1891

ALL INTERPRETATIONS ARE OPINIONS BASED ON INFERENCES FROM ELECTRICAL OR OTHER MEASUREMENTS AND WE CANNOT, AND DO NOT GUARANTEE THE ACCURACY OR CORRECTNESS OF ANY INTERPRETATIONS, AND WE SHALL NOT, EXCEPT IN THE CASE OF GROSS OR WILLFUL NEGLIGENCE ON OUR PART, BE LIABLE OR RESPONSIBLE FOR ANY LOSS, COSTS, DAMAGES OR EXPENSES INCURRED OR SUSTAINED BY ANYONE RESULTING FROM ANY INTERPRETATION MADE BY ANY OF OUR OFFICERS, AGENTS OR EMPLOYEES. THESE INTERPRETATIONS ARE ALSO SUBJECT TO OUR GENERAL TERMS AND CONDITIONS AS SET OUT IN OUR CURRENT PRICE SCHEDULE.

FILE

5

CHANGED PARAMETERS

NAME	VALUE	UNIT	DEPTH (F)	NAME	VALUE	UNIT	DEPTH (F)

DEVI(DEG)
-1.000 9.0000
RB (DEG)
-40.00 360.00
AZIM(DEG)
-40.00 360.00

TENS(LB)
10000. 0.0
C2 (IN)
26.000 6.0000
C1 (IN)
26.000 6.0000

FILE

2



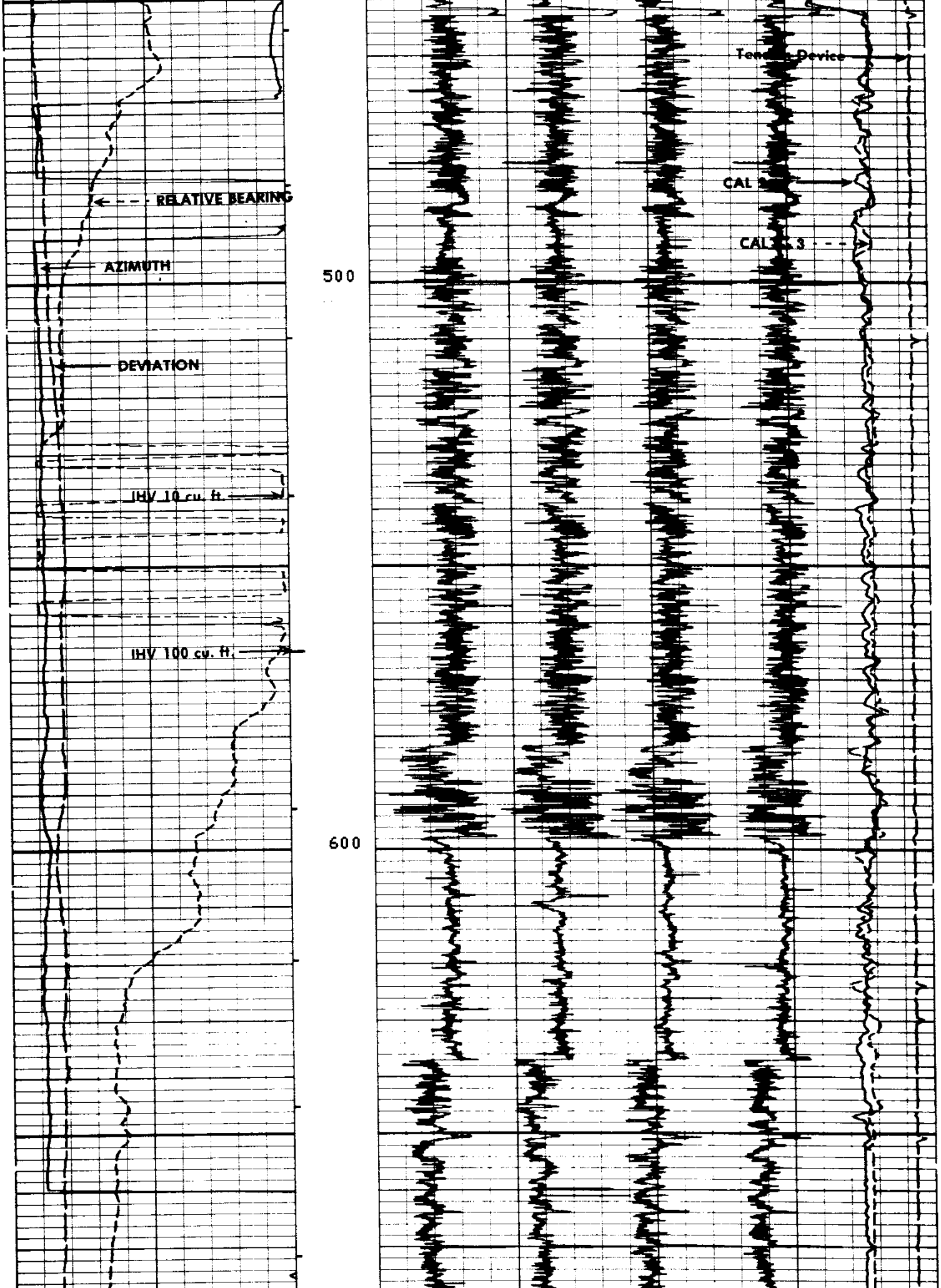

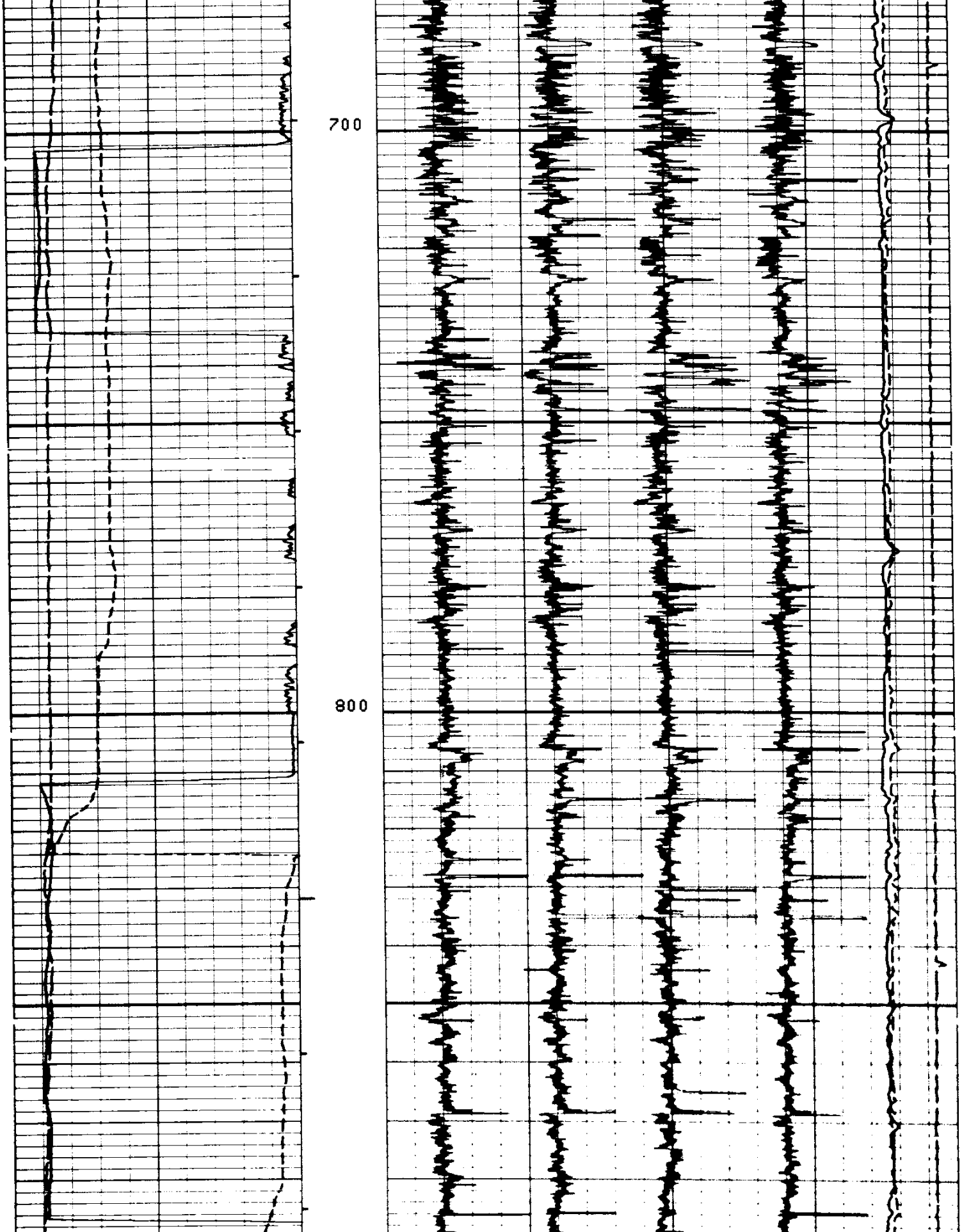

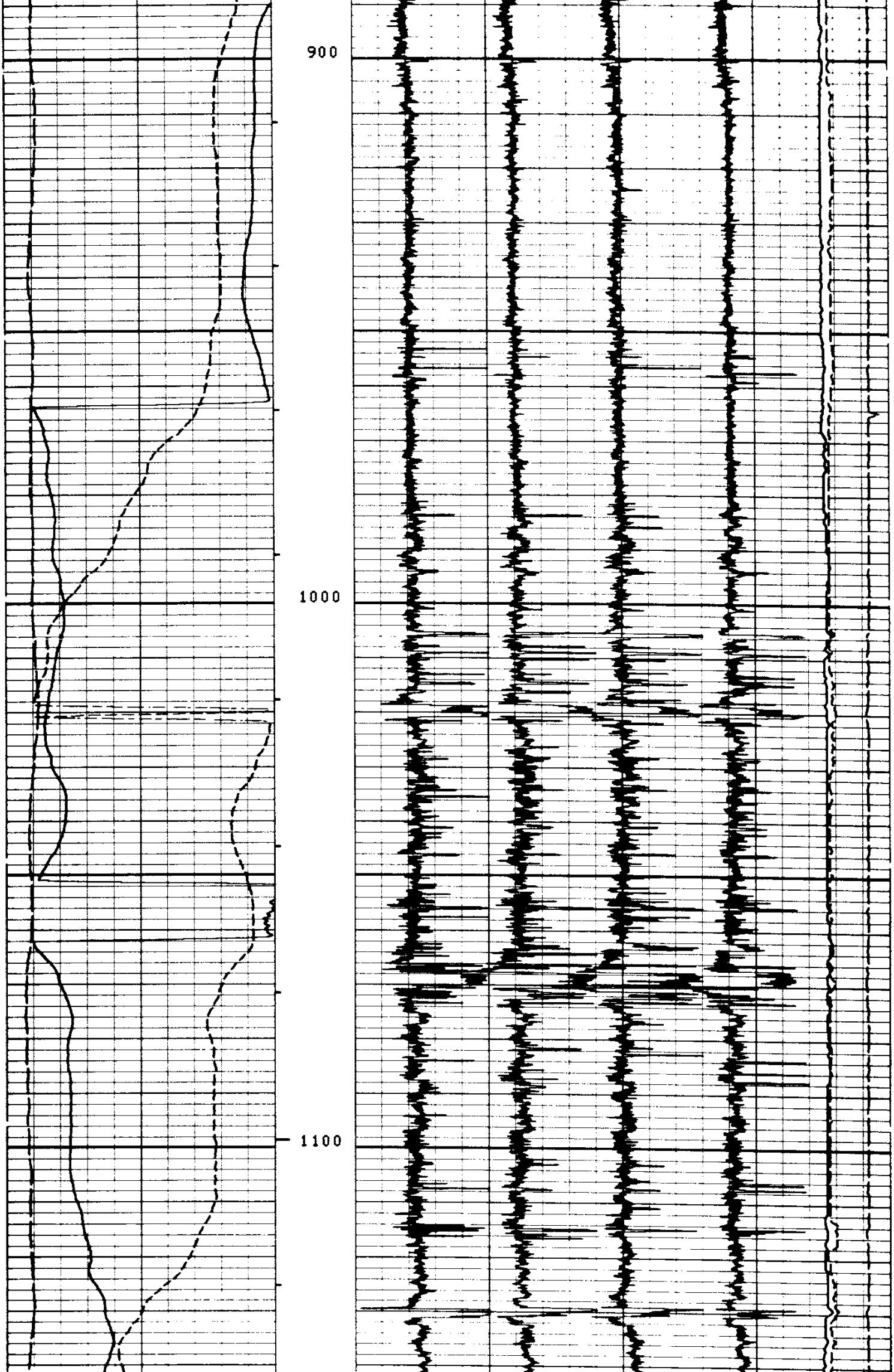

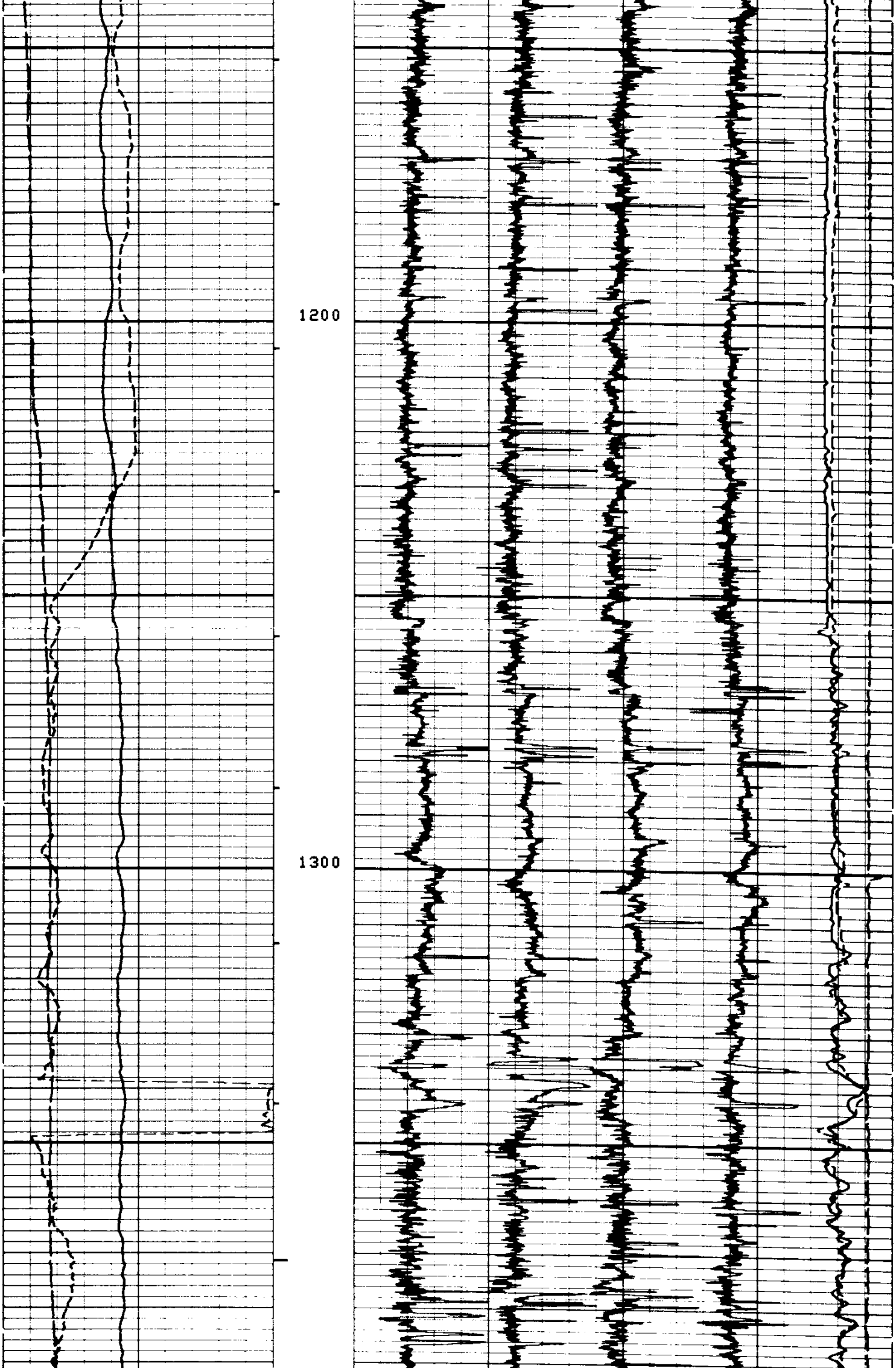

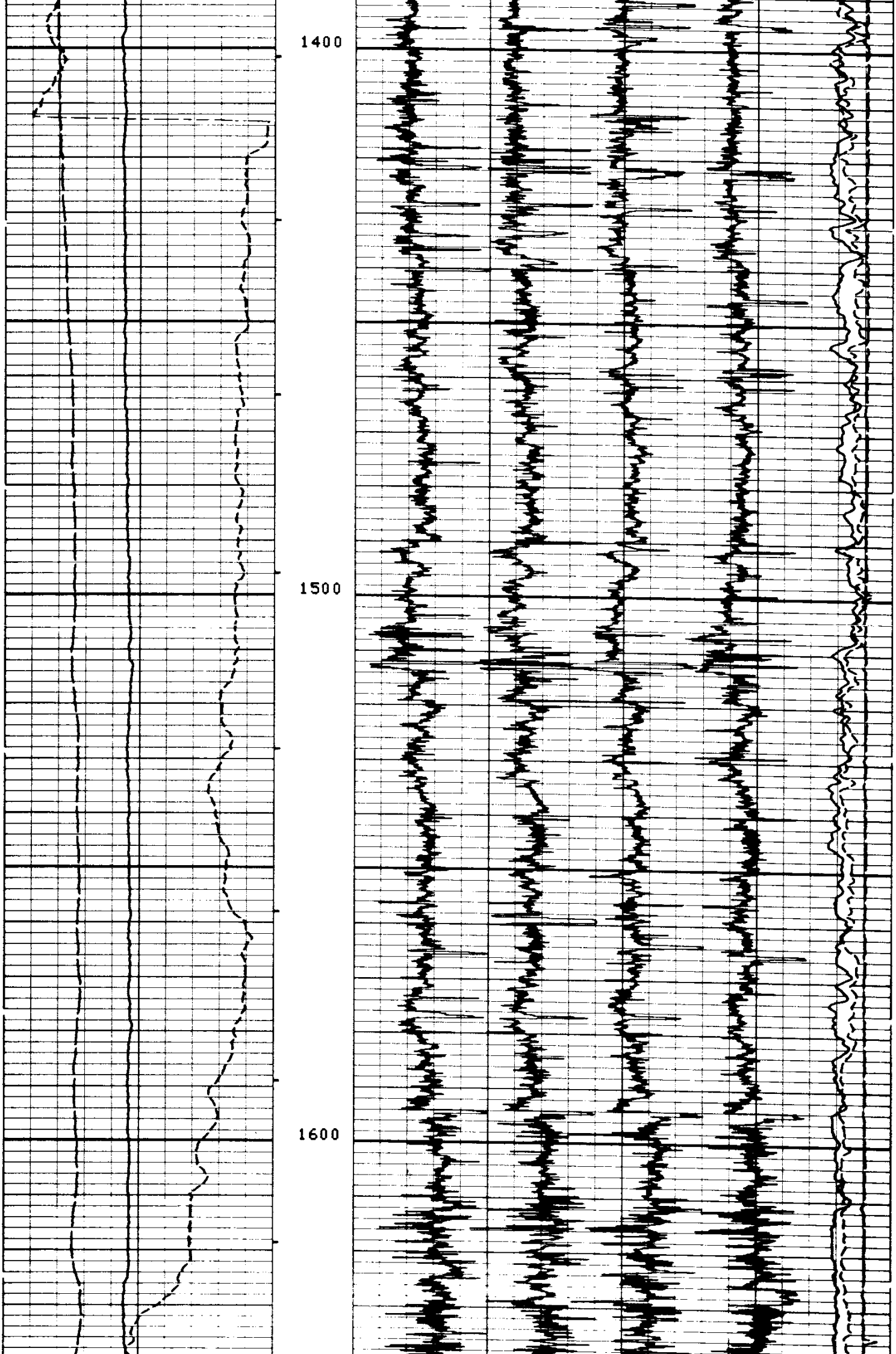

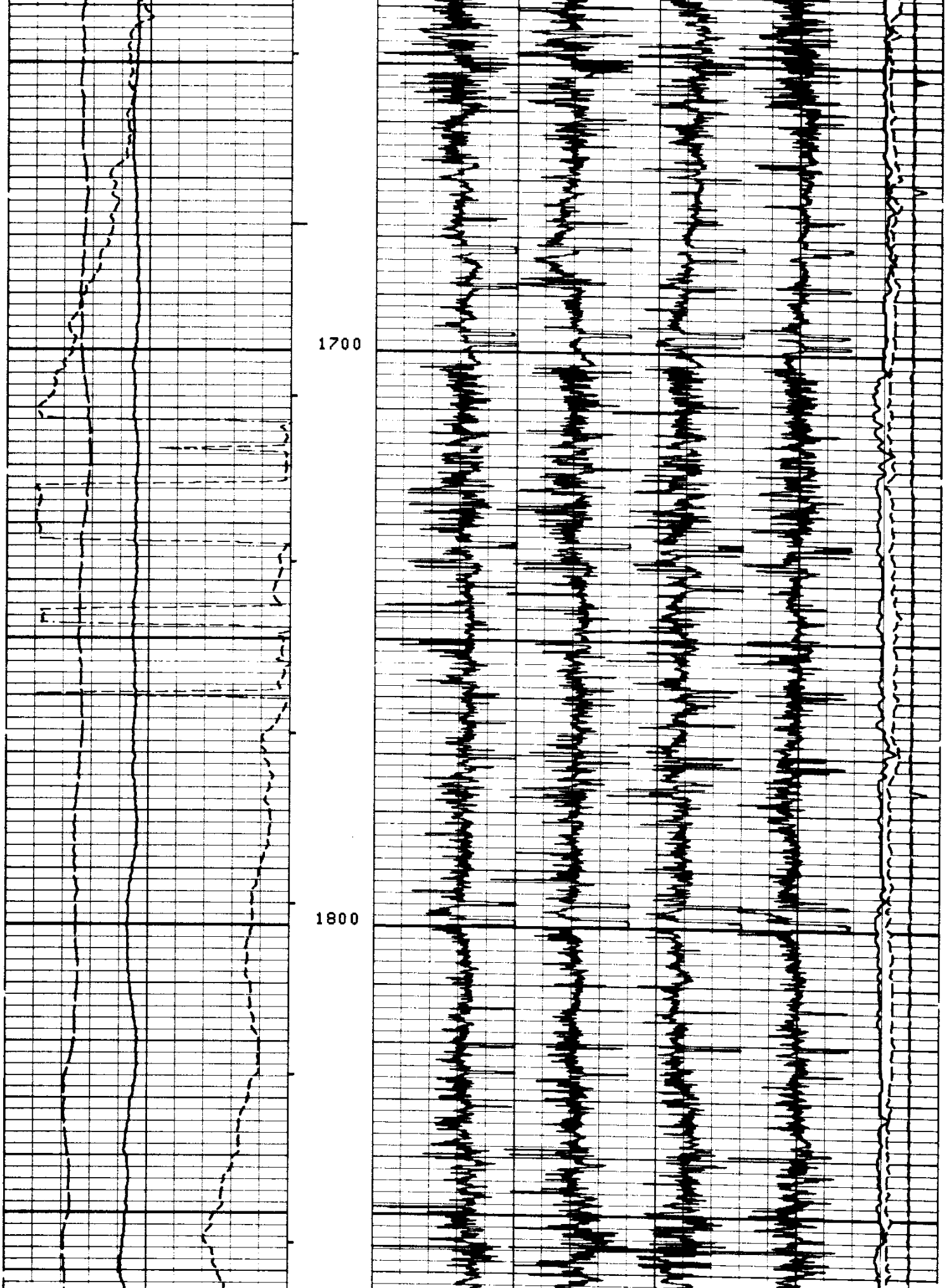

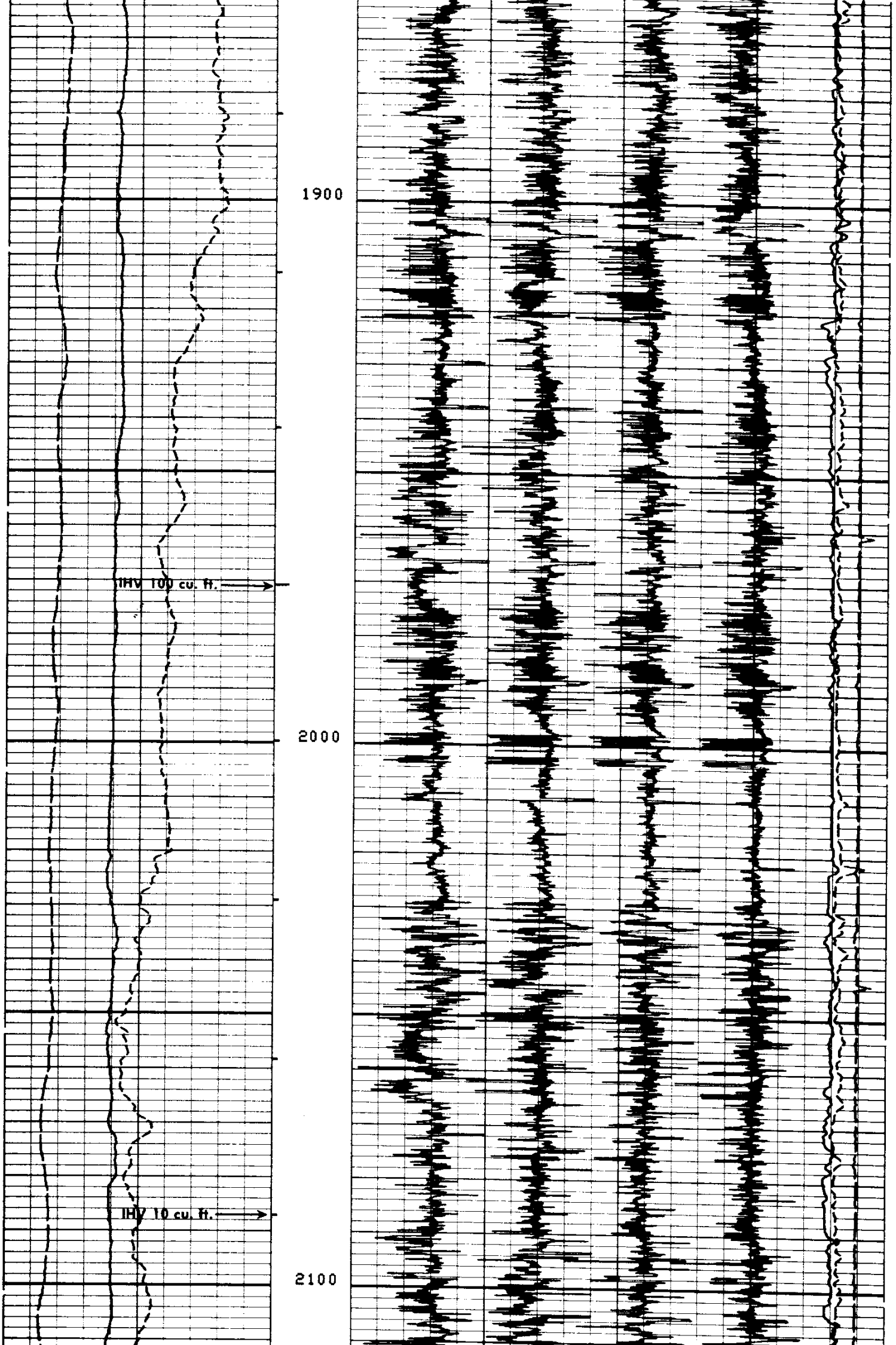

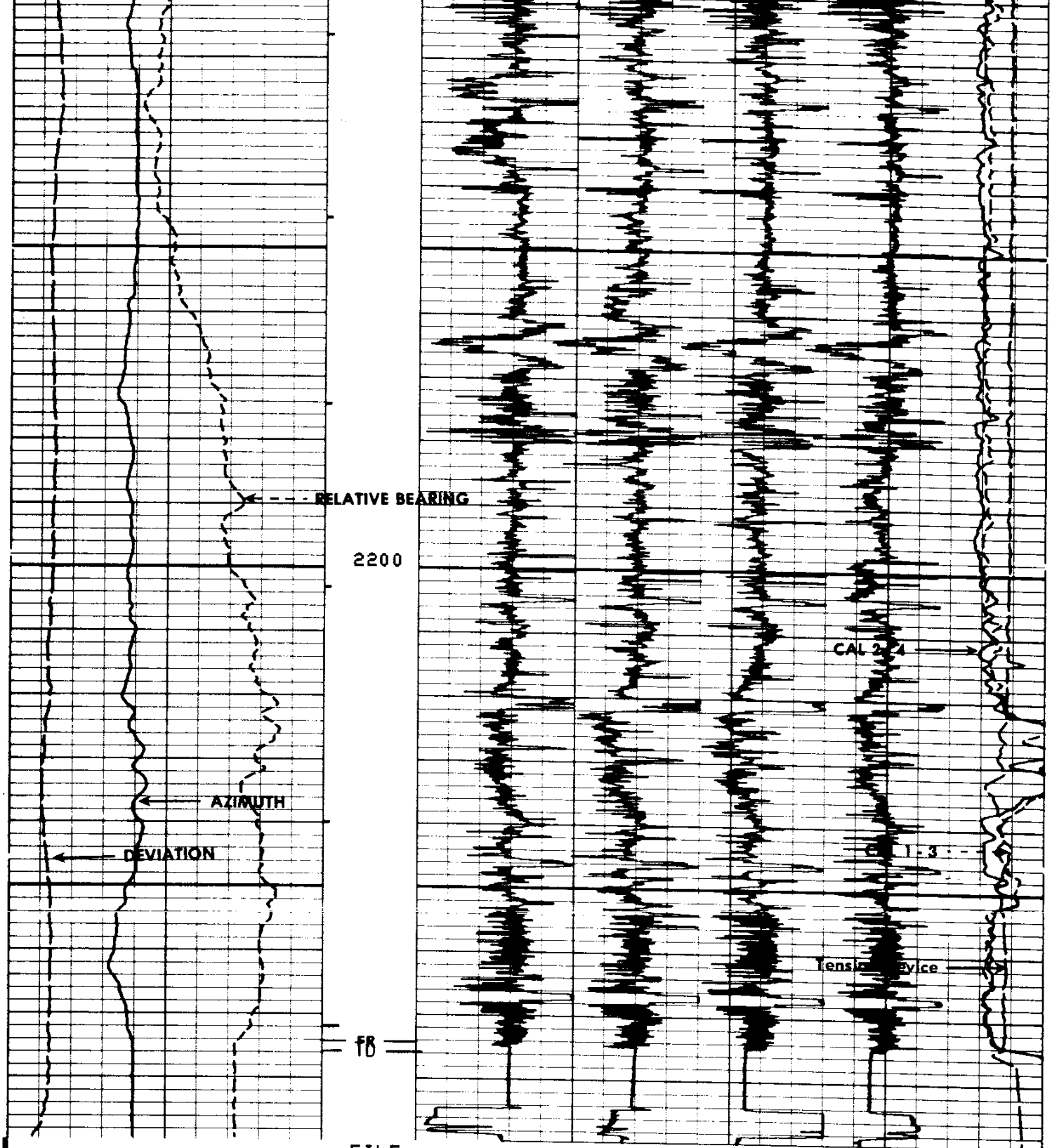

FILE

2

DEVI(DEG)
-1.000 9.0000
RB (DEG)
-40.00 360.00
AZIM(DEG)
-40.00 360.00

TENS(LB)
10000. 0.0
C2 (IN)
26.000 6.0000
C1 (IN)
26.000 6.0000

SENSOR MEASURE POINT TO TENSION REFERENCE POINT

RB	.0	FEET	AZIM	.0	FEET
FEP1	.0	FEET	DEVI	.0	FEET
REFE	.0	FEET	FEP2	.0	FEET
EMEX	.0	FEET	RC	.0	FEET
C2	.0	FEET	C1	.0	FEET
RC2	.0	FEET	RC1	.0	FEET
TEMP	.0	FEET	PP	.0	FEET
FC0	.0	FEET	TENS	.0	FEET
FC2	.0	FEET	FC1	.0	FEET
FC4	.0	FEET	FC3	.0	FEET
SHDT	.0	FEET			

PARAMETERS

NAME	VALUE	UNIT	NAME	VALUE	UNIT
PVUM	1.00000		BS	7.87500	IN
STYP	HDSF		MCT	72	DEG
DO	0.0	F	BHS	OPEN	

CHANGED PARAMETERS

NAME	VALUE	UNIT	DEPTH (F)	NAME	VALUE	UNIT	DEPTH (F)

DEVI(DEG)
-1.000 9.0000
RB (DEG)
-40.00 360.00
AZIM(DEG)
-40.00 360.00

TENS(LB)
10000. 0.0
C2 (IN)
26.000 6.0000
C1 (IN)
26.000 6.0000

FILE
3

REPEAT SECTION

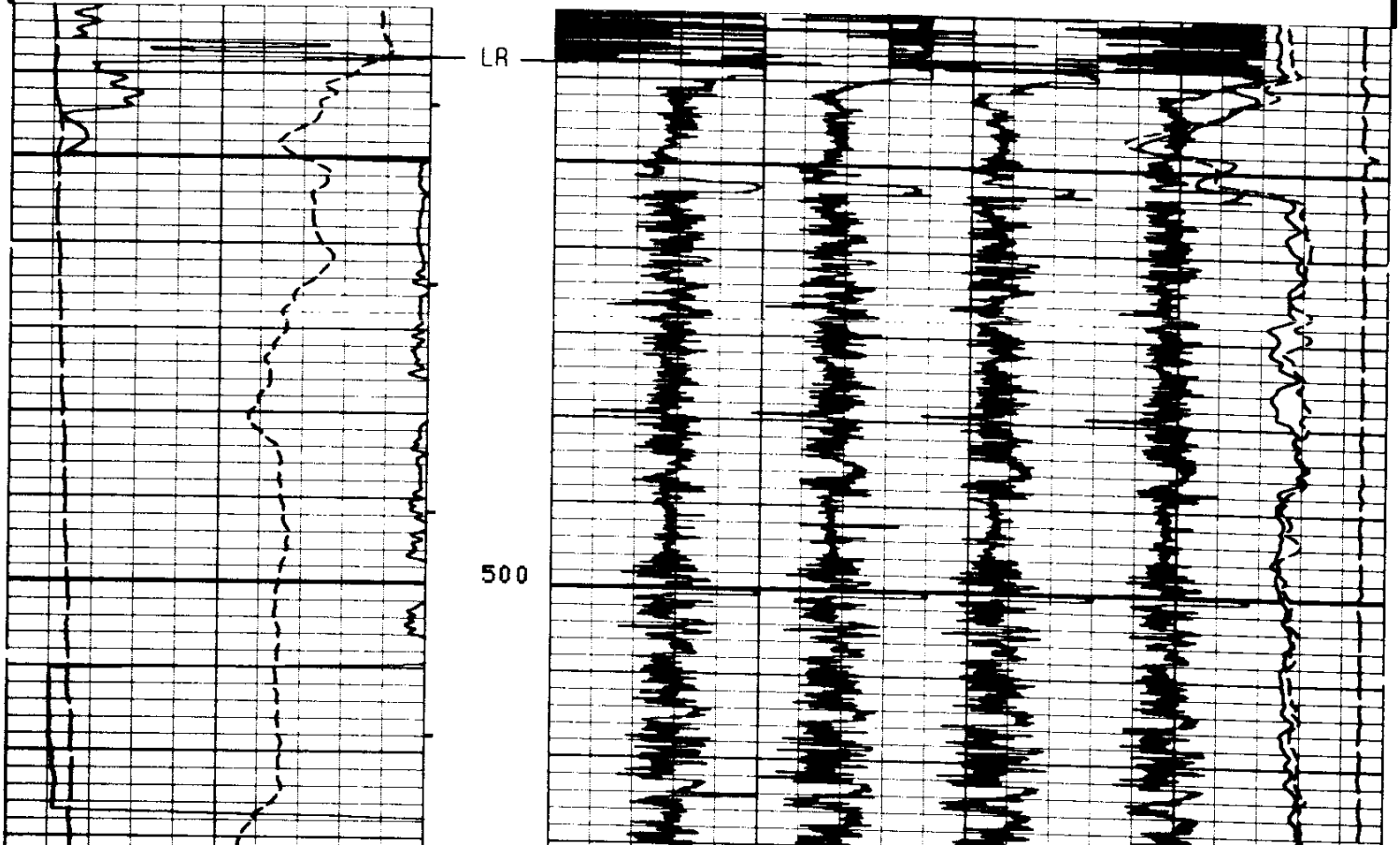

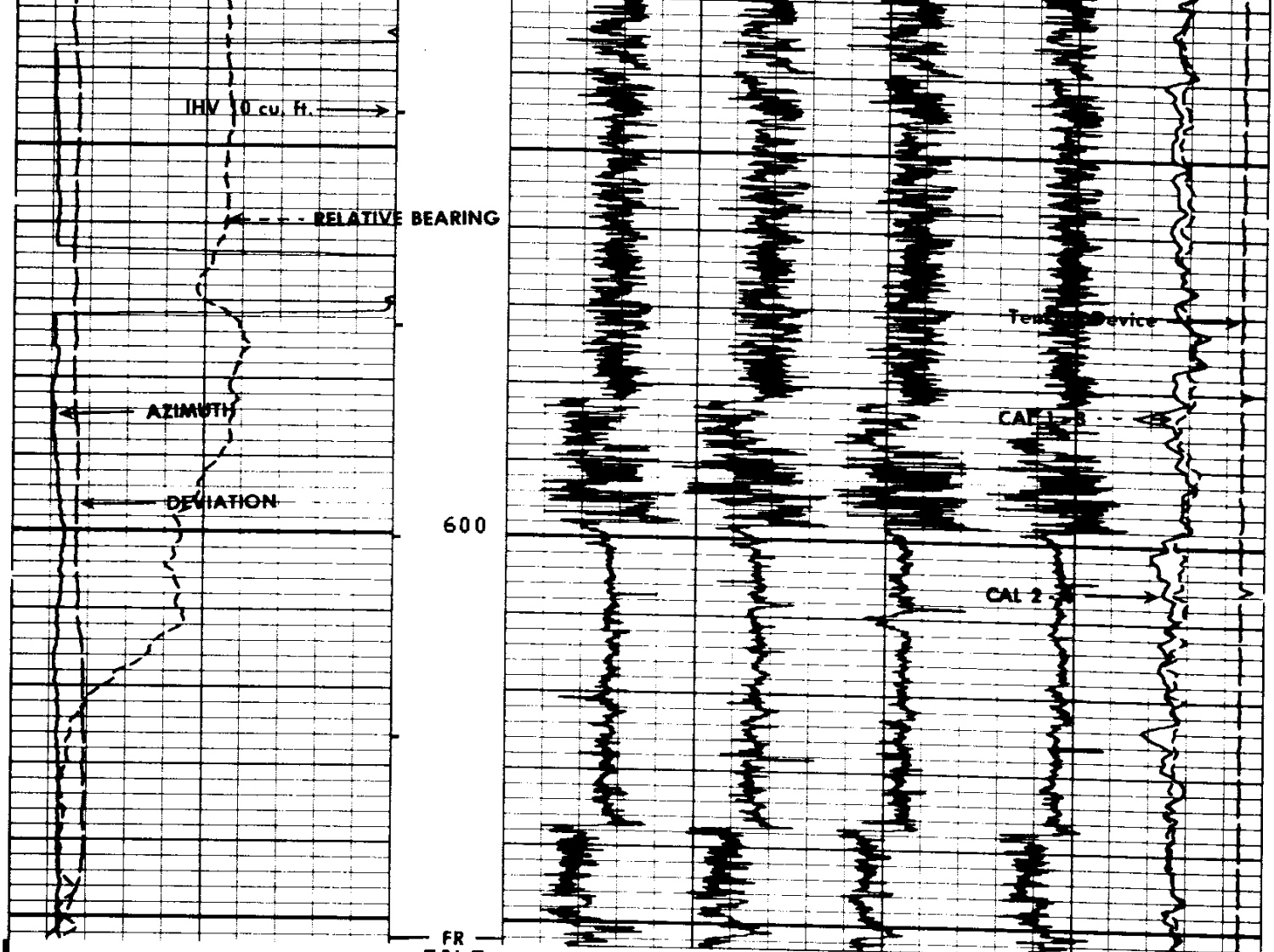

FILE

3

DEVI(DEG)
-1.000 9.0000
RB (DEG)
-40.00 360.00
AZIM(DEG)
-40.00 360.00

TENS(LB)
10000. 0.0
C2 (IN)
26.000 6.0000
C1 (IN)
26.000 6.0000

SENSOR MEASURE POINT TO TENSION REFERENCE POINT

RB	.0	FEET	AZIM	.0	FEET
FEP1	.0	FEET	DEVI	.0	FEET
REFE	.0	FEET	FEP2	.0	FEET
EMEX	.0	FEET	RC	.0	FEET
C2	.0	FEET	C1	.0	FEET
RC2	.0	FEET	RC1	.0	FEET
TEMP	.0	FEET	PP	.0	FEET
FC0	.0	FEET	TENS	.0	FEET
FC2	.0	FEET	FC1	.0	FEET
FC4	.0	FEET	FC3	.0	FEET
SHDT	.0	FEET			

PARAMETERS

NAME	VALUE	UNIT	NAME	VALUE	UNIT
PVUM	1.00000		BS	7.87500	IN
STYP	HDSF		MCT	72	DEG
DO	0.0	F	BHS	OPEN	

DEVI(DEG)
-1.000 9.0000
RB (DEG)
-40.00 360.00
AZIM(DEG)
-40.00 360.00

TENS(LB)
10000. 0.0
C2 (IN)
26.000 6.0000
C1 (IN)
26.000 6.0000

FILE

0

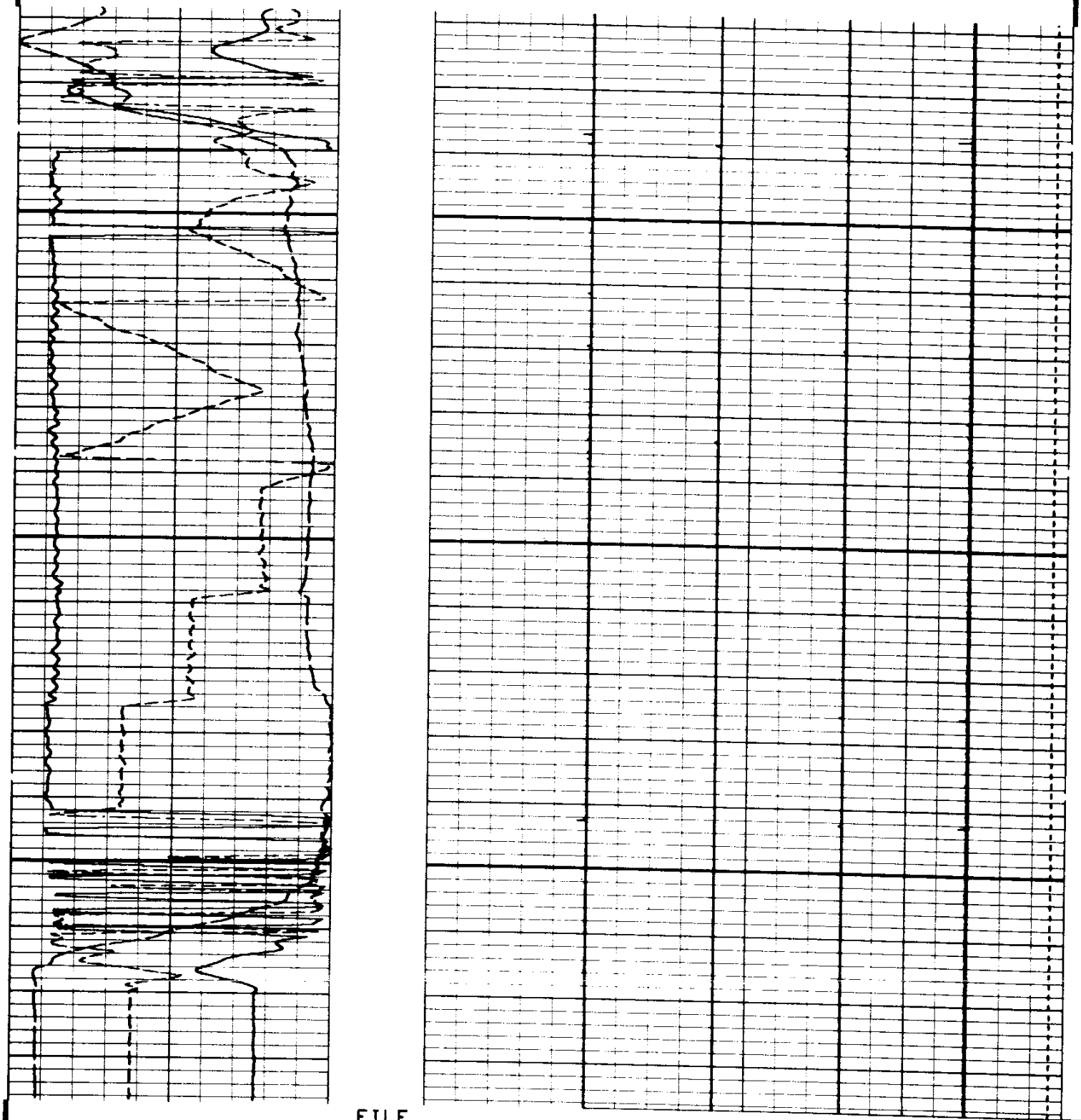

FILE

0

DEVI(DEG)
-1.000 9.0000
RB (DEG)
-40.00 360.00
AZIM(DEG)
-40.00 360.00

TENS(LB)
10000. 0.0
C2 (IN)
26.000 6.0000
C1 (IN)
26.000 6.0000

SENSOR MEASURE POINT TO TENSION REFERENCE POINT

RB	.0	FEET	AZIM	.0	FEET
FEP1	.0	FEET	DEVI	.0	FEET
REFE	.0	FEET	FEP2	.0	FEET
EMEX	.0	FEET	RC	.0	FEET
C2	.0	FEET	C1	.0	FEET
RC2	.0	FEET	RC1	.0	FEET
TEMP	.0	FEET	PP	.0	FEET
FC0	.0	FEET	TENS	.0	FEET
FC2	.0	FEET	FC1	.0	FEET
FC4	.0	FEET	FC3	.0	FEET
SHDT	.0	FEET			

PARAMETERS

NAME	VALUE	UNIT	NAME	VALUE	UNIT
PVUM	1.00000		BS	7.87500	IN
STYP	HDSF		MCT	72	DEG
DO	0.0	F	BHS	OPEN	

DEVI(DEG)
-1.000 9.0000
RB (DEG)
-40.00 360.00
AZIM(DEG)
-40.00 360.00

TENS(LB)
10000. 0.0
C2 (IN)
26.000 6.0000
C1 (IN)
26.000 6.0000

FILE

2

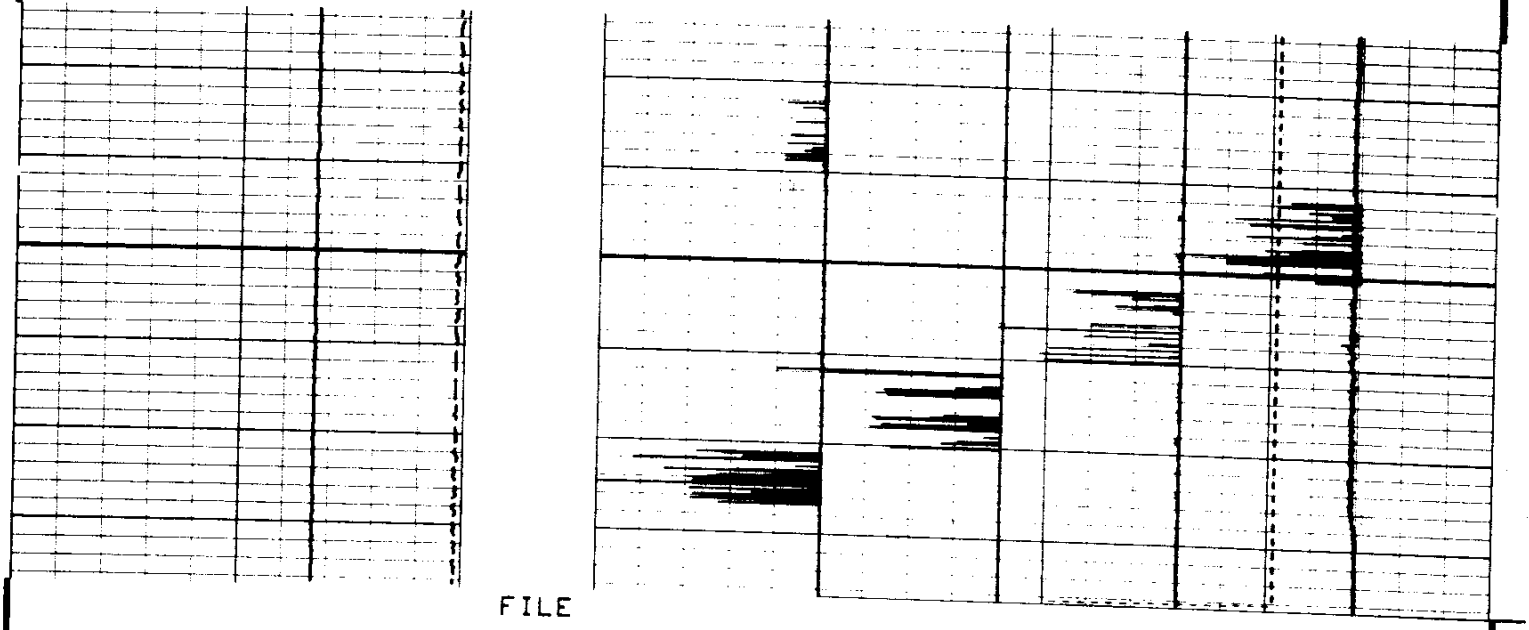

FILE

2

DEVI(DEG)
-1.000 9.0000
RB (DEG)
-40.00 360.00
AZIM(DEG)
-40.00 360.00

TENS(LB)
10000. 0.0
C2 (IN)
26.000 6.0000
C1 (IN)
26.000 6.0000

SENSOR MEASURE POINT TO TENSION REFERENCE POINT

```
     RB      .0   FEET                          AZIM    .0    FEET
     FEP1    .0   FEET                          DEVI    .0    FEET
     REFE    .0   FEET                          FEP2    .0    FEET
     EMEX    .0   FEET                          RC      .0    FEET
     C2      .0   FEET                          C1      .0    FEET
     RC2     .0   FEET                          RC1     .0    FEET
     TEMP    .0   FEET                          PP      .0    FEET
     FC0     .0   FEET                          TENS    .0    FEET
     FC2     .0   FEET                          FC1     .0    FEET
     FC4     .0   FEET                          FC3     .0    FEET
     SHDT    .0   FEET
```

```
                              PARAMETERS

     NAME  VALUE     UNIT                       NAME  VALUE      UNIT

     PVUM 1.00000                               BS    7.87500    IN
     STYP HDSF                                  MCT   72         DEG
     DO    0.0       F                          BHS   OPEN
```

```
              BEFORE SURVEY CALIBRATION SUMMARY

   PERFORMED:      85/01/16
   PROGRAM FILE: HDT    (VERSION    24.2    83/03/29)

  HDTF               CALIPER CALIBRATION SUMMARY

              MEASURED                    CALIBRATED
          SMALL    LARGE              SMALL      LARGE        UNITS
   C1       6       12                 6.7        14.3          IN
   C2       6       12                 7.6        14.8          IN
                       FILE

                         0
```