Schlumberger

5" DUAL INDUCTION-SFL

CSU

COMPANY: REICHHOLD ENERGY CORPORATION

WELL: "LONGVIEW-FIBER" #42-22

FIELD: SOUTH MIST
COUNTY: COLUMBIA
STATE: OREGON
NATION: U.S.A.
LOCATION: SEE REMARKS SECTION

SEC: 22 TWP: 6N RGE: 5W

PERMANENT DATUM: GL
ELEV. OF PERM. DATUM: 755.0 F
LOG MEASURED FROM: KB
11.4 F ABOVE PERM. DATUM
DRLG. MEASURED FROM: KB

ELEVATIONS-
KB: 766.4 F
DF: 765.4 F
GL: 755.0 F

DATE: 16 JAN 85
RUN NO: 1

OTHER SERVICES-
BHC
HDT

PROGRAM
TAPE NO:
26.2
SERVICE
ORDER NO:
432404

DEPTH-DRILLER: 2278.0 F
DEPTH-LOGGER: 2272.0 F
BTM. LOG INTERVAL: 2266.0 F
TOP LOG INTERVAL: 438.0 F

CASING-DRILLER: 437 F
CASING-LOGGER: 438 F
CASING: 8 5/8"

BIT SIZE: 7 7/8"
DEPTH: 2278 F

RECEIVED - PTLD
FEB 7 1985
DEPT. OF GEOLOGY
[illegible]

TYPE FLUID IN HOLE: GEL-LIGNO
DENSITY: 10.6 LB/G
VISCOSITY: 45.0 S
PH: 8.5
FLUID LOSS: 5.6 C3
SOURCE OF SAMPLE: FLOWLINE
RM: 2.850 OHMM AT 63.0 DEGF
RMF: 2.330 OHMM AT 47.0 DEGF
RMC: 2.690 OHMM AT 47.0 DEGF
SOURCE RMF/RMC: MEASURED/MEASURED
RM AT BHT: 2.145 OHMM AT 86.0 DEGF
RMF AT BHT: 1.352 OHMM AT 86.0 DEGF
RMC AT BHT: 1.561 OHMM AT 86.0 DEGF

TIME CIRC. STOPPED: 15:30 1-16
TIME LOGGER ON BTM.: 18:45 1-16

MAX. REC. TEMP: 86.0 DEGF

LOGGING UNIT NO: 8126
LOGGING UNIT LOC: SACRAMENTO
RECORDED BY: PILCH
WITNESSED BY: THOMAS

REMARKS:

500 PPM CHLORIDES
DUAL AND SONIC RAN IN COMBINATION.
NORTH 89 DEG 4' 19" WEST 562.82 FT & NORTH
0 DEG 55' 41" EAST 260.54 FT FROM EAST 1/4 CORNER
CALIPER POSSIBLY JAMMED WITH CUTTINGS.

EQUIPMENT NUMBERS-

DIS-EC 1342 DIC-DA 1386 MCD-DA 370 SLS-RC 525
SLC-FA 1468 IEM-BD 162 SLM-DA 433

ALL INTERPRETATIONS ARE OPINIONS BASED ON INFERENCES FROM ELECTRICAL OR OTHER MEASUREMENTS AND WE CANNOT, AND DO NOT GUARANTEE THE ACCURACY OR CORRECTNESS OF ANY INTERPRETATIONS, AND WE SHALL NOT, EXCEPT IN THE CASE OF GROSS OR WILLFUL NEGLIGENCE ON OUR PART, BE LIABLE OR RESPONSIBLE FOR ANY LOSS, COSTS, DAMAGES OR EXPENSES INCURRED OR SUSTAINED BY ANYONE RESULTING FROM ANY INTERPRETATION MADE BY ANY OF OUR OFFICERS, AGENTS OR EMPLOYEES. THESE INTERPRETATIONS ARE ALSO SUBJECT TO OUR GENERAL TERMS AND CONDITIONS AS SET OUT IN OUR CURRENT PRICE SCHEDULE.

FILE 102 16-JAN-85 19:24
DATA ACQUIRED 16-JAN-85 18:48

TENS(LB)
10000. 0.0
ILD (OHMM)
.20000 2000.0
RWA (OHMM)
0.0 3.0000
ILM (OHMM)
.20000 2000.0
SP (MV)
SFLU(OHMM)
-100.0 0.0
.20000 2000.0

FILE 102 16-JAN-85 19:46
DATA ACQUIRED 16-JAN-85 19:13

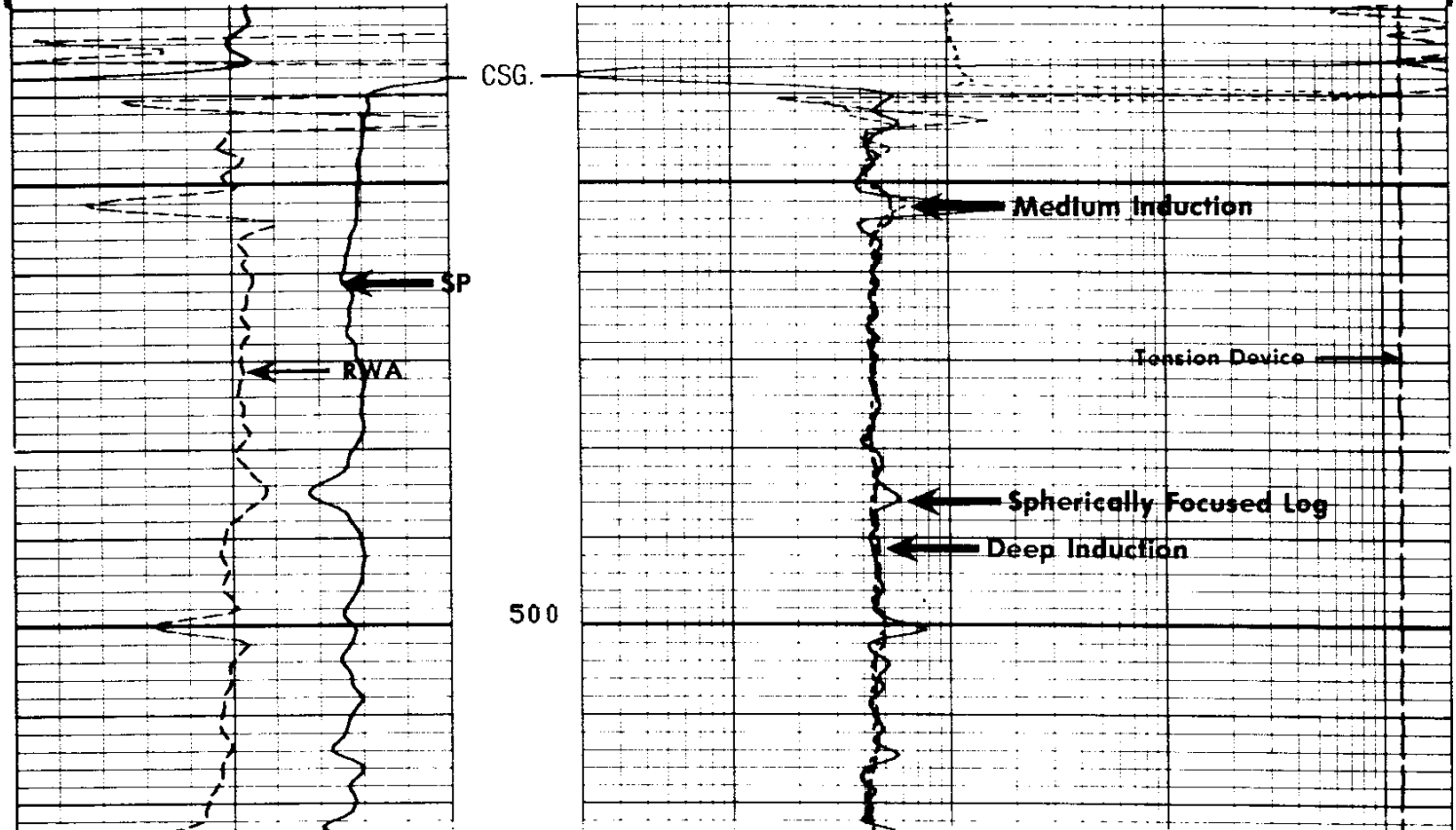

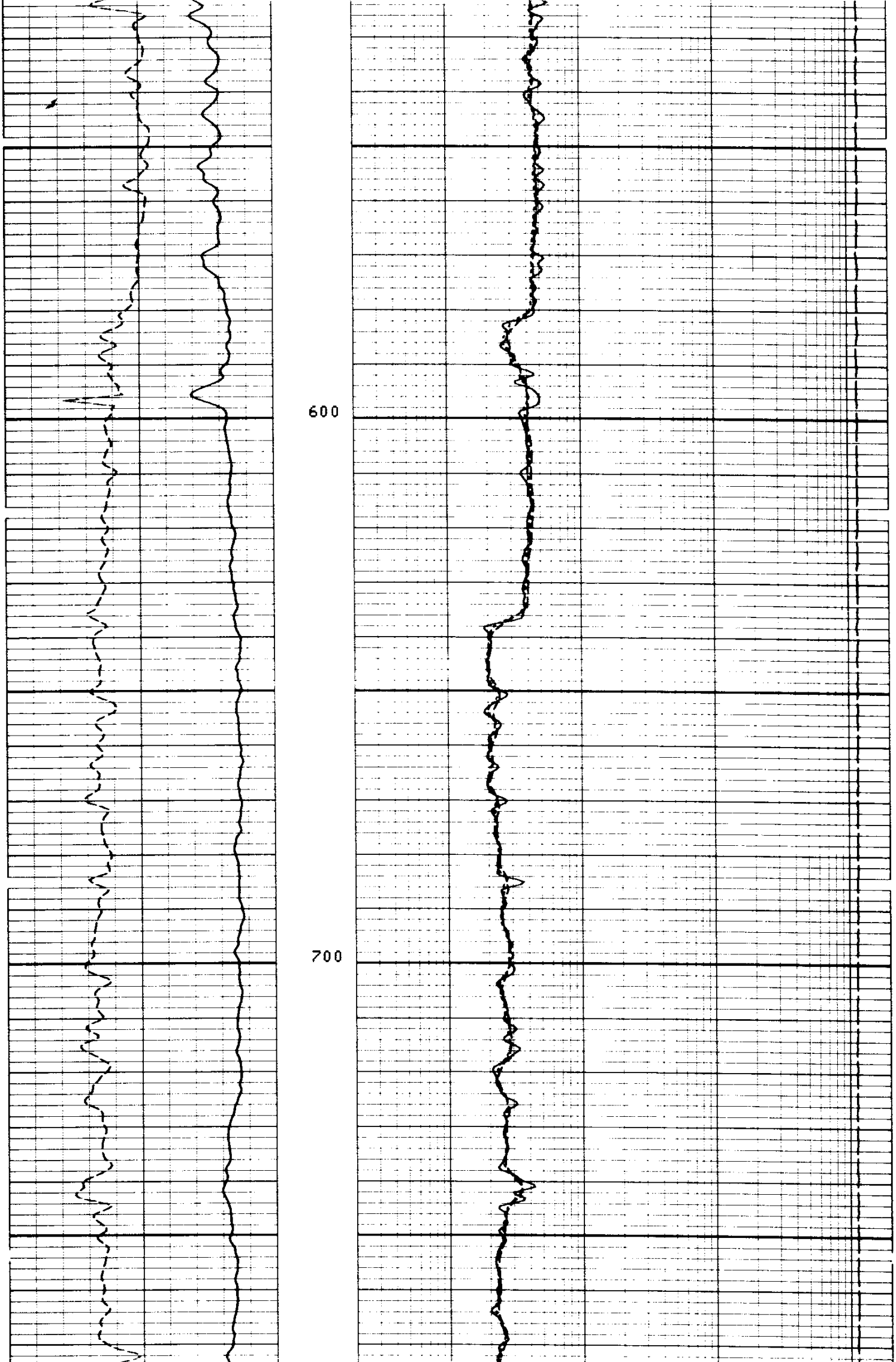

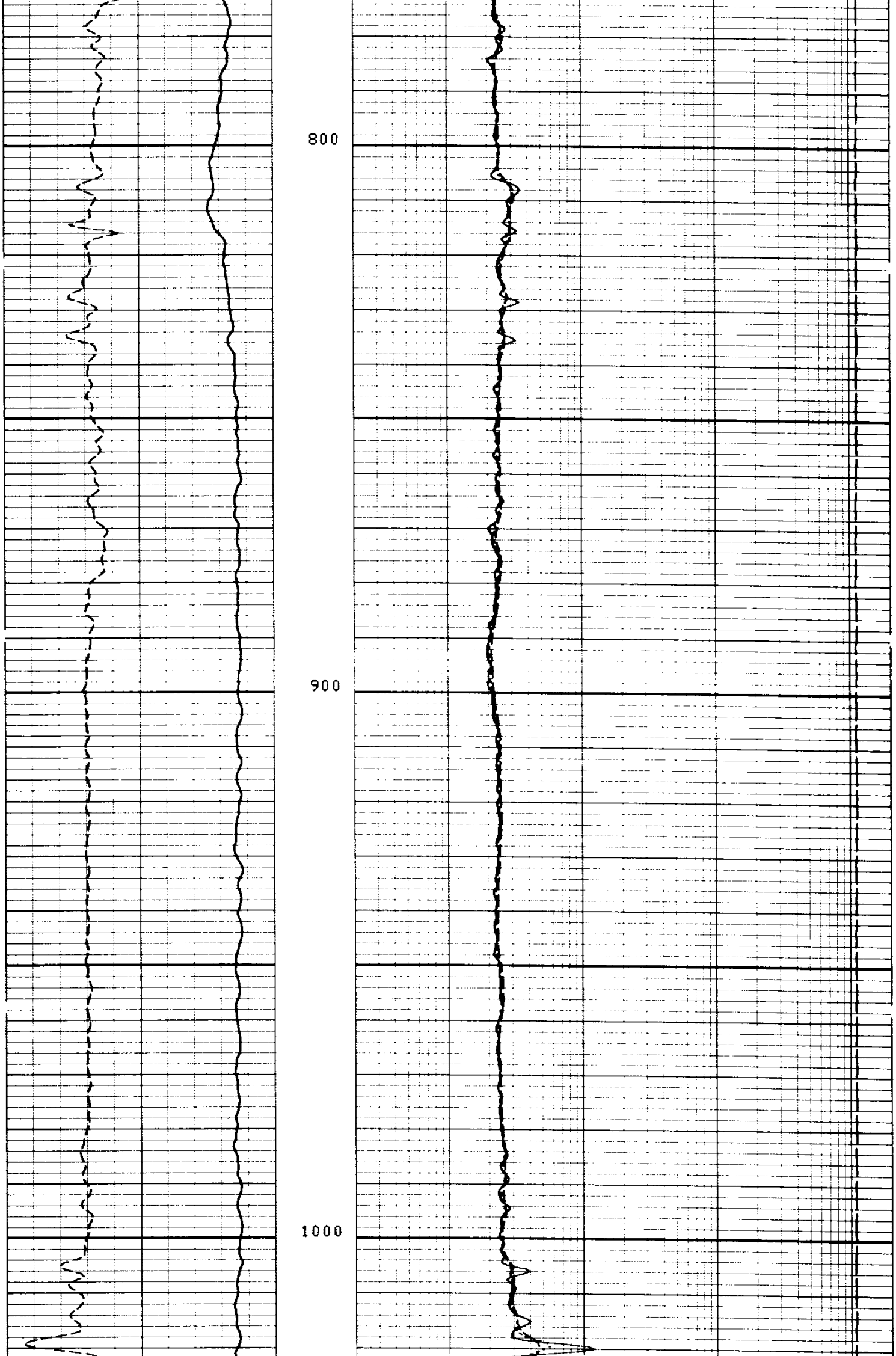

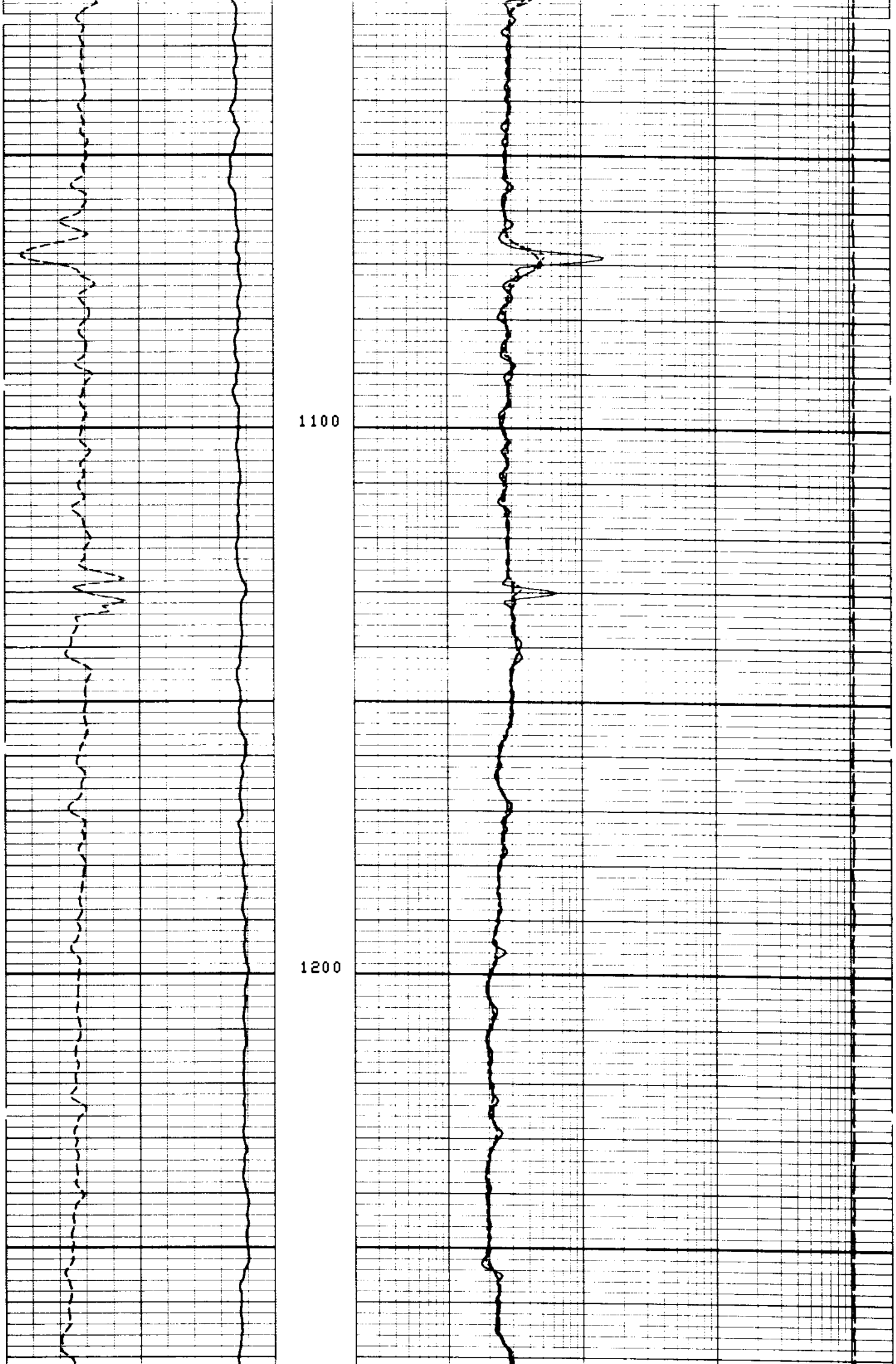

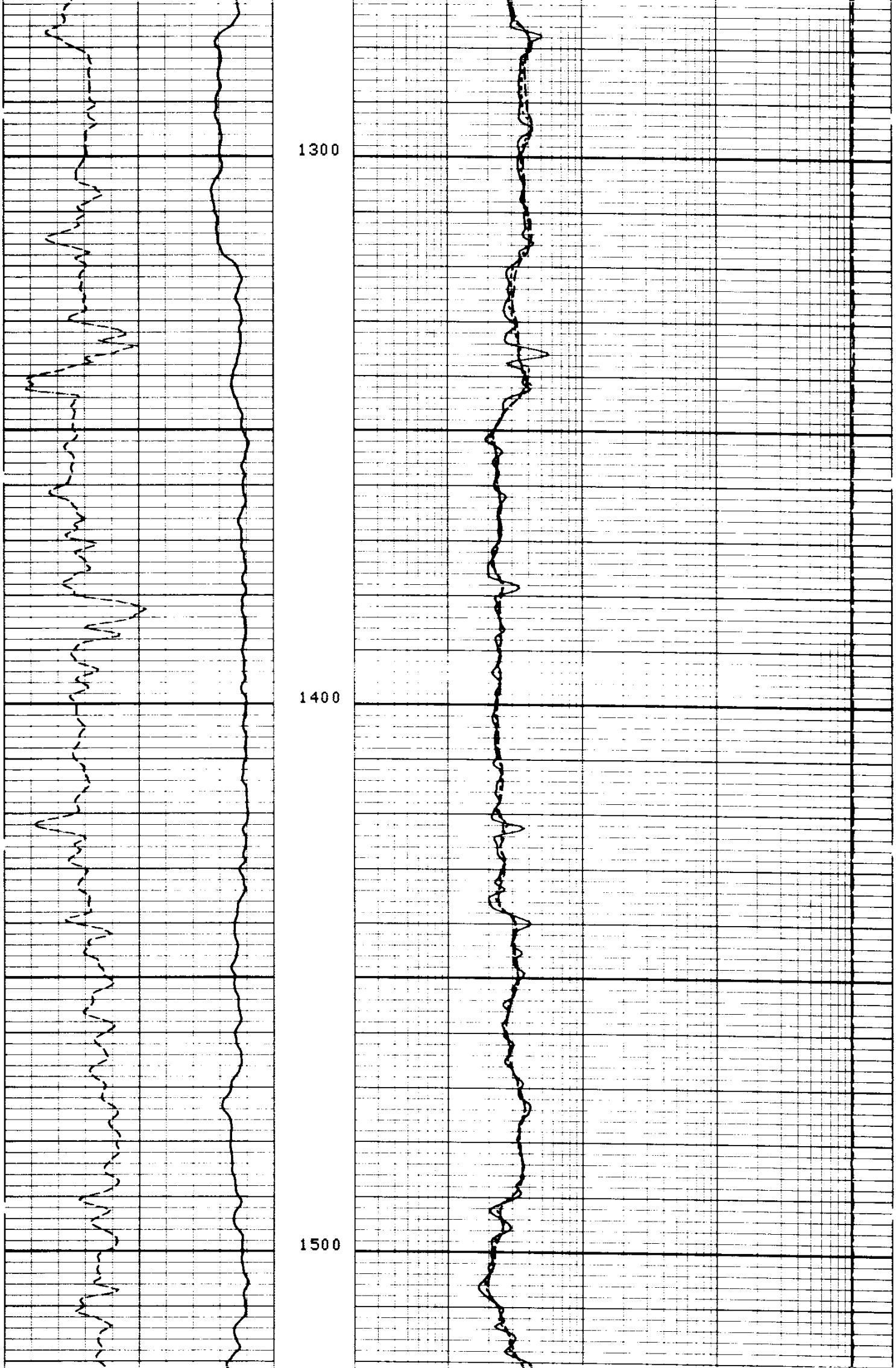

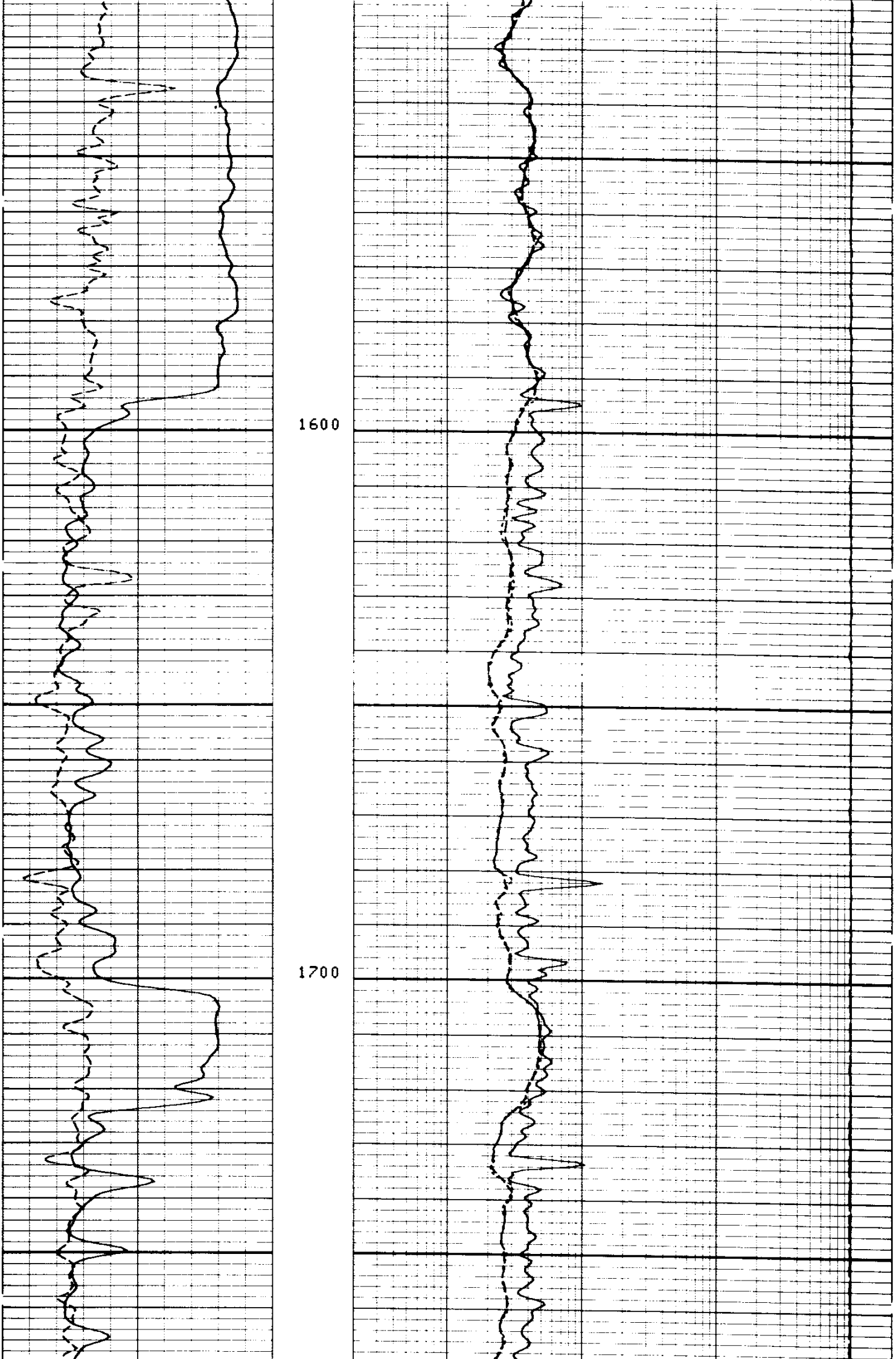

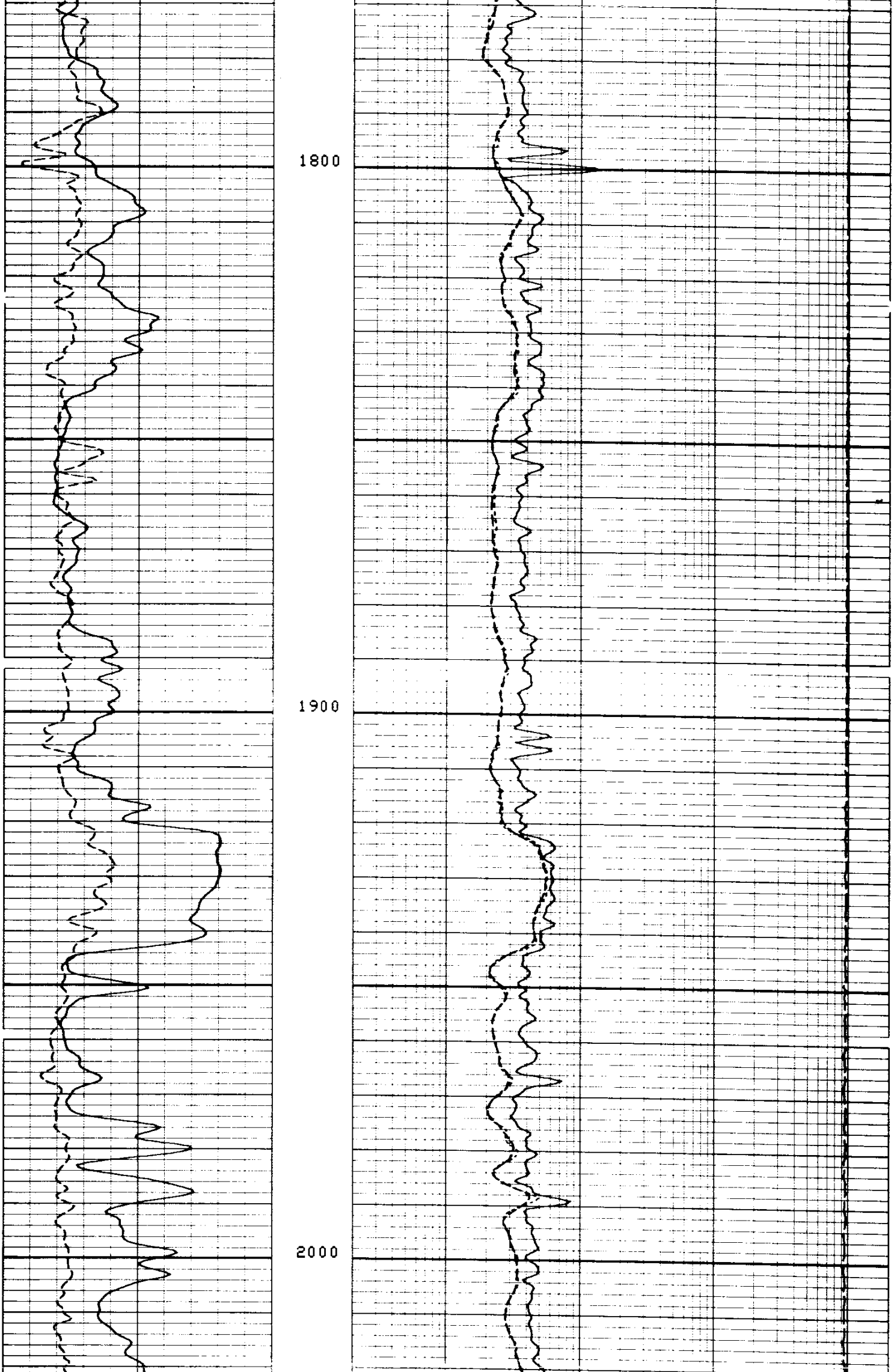

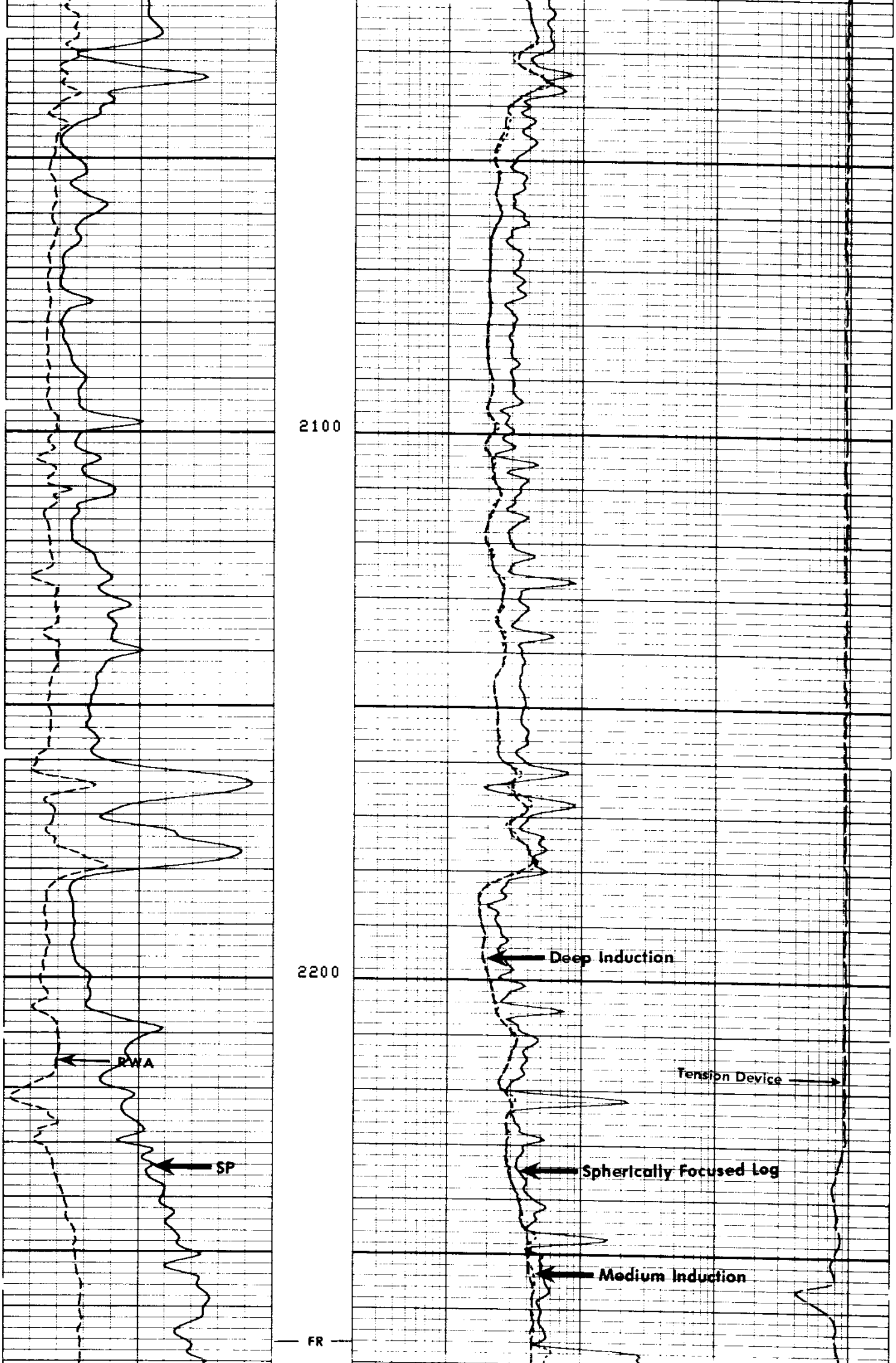



FILE 102 16-JAN-85 19:41
DATA ACQUIRED 16-JAN-85 18:37

TENS(LB)
10000. 0.0
ILD (OHMM)
.20000 2000.0
RWA (OHMM)
0.0 3.0000
ILM (OHMM)
.20000 2000.0
SP (MV)
-100.0 0.0
SFLU(OHMM)
.20000 2000.0

SENSOR MEASURE POINT TO TOOL ZERO

CBL	43.9	FEET	AMPL	43.9	FEET
TT3	40.1	FEET	TT4	39.1	FEET
TT1	42.9	FEET	TT2	43.9	FEET
CALI	31.8	FEET	SRAT	41.4	FEET
SFL	6.4	FEET	ILD	9.4	FEET
SP	2.5	FEET	ILM	5.7	FEET
TENS	2.5	FEET	SPAR	2.5	FEET
NOIS	35.6	FEET			

PARAMETERS

NAME	VALUE	UNIT	NAME	VALUE	UNIT
WSV1	WF1		DWS	16	
DSIN	5	US	DDEL	200	US
CDTS	100.000		DWCO	512	
DTF	189.000	US/F	DTM	56.0000	US/F
SBR	1.00000	OHMM	DSEC	5.00000	MMHO
FPHI	SPHI		MSEC	1.00000	MMHO
BS	7.87500	IN	BHS	OPEN	
PP	NORM		DO	0.0	F

TENS(LB)
10000. 0.0
ILD (OHMM)
.20000 2000.0
RWA (OHMM)
0.0 3.0000
ILM (OHMM)
.20000 2000.0
SP (MV)
-100.0 0.0
SFLU(OHMM)
.20000 2000.0

REPEAT SECTION

FILE 101 16-JAN-85 19:40
DATA ACQUIRED 16-JAN-85 18:41

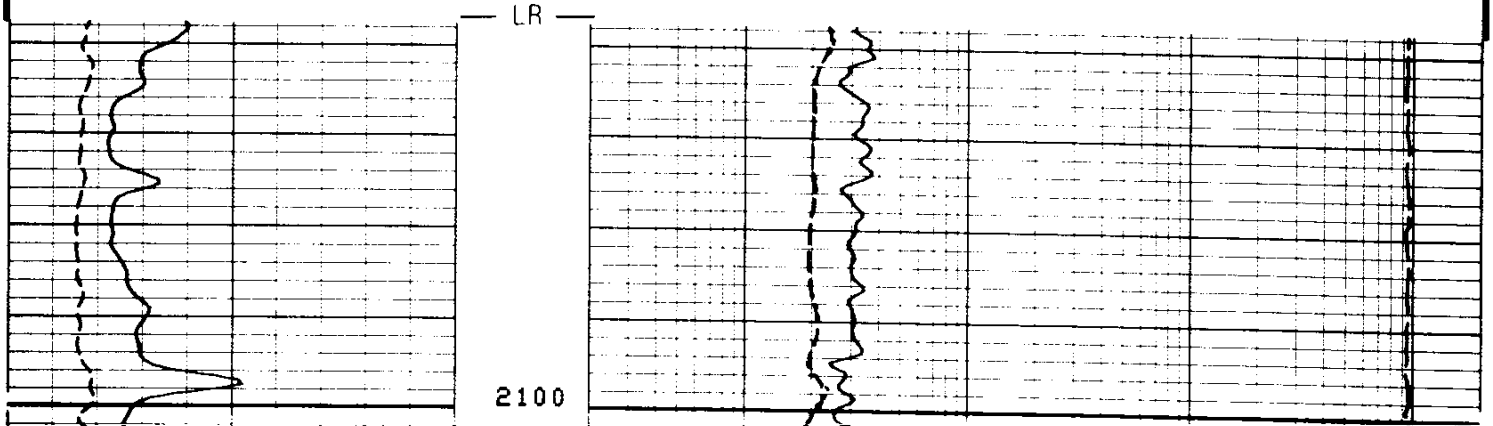

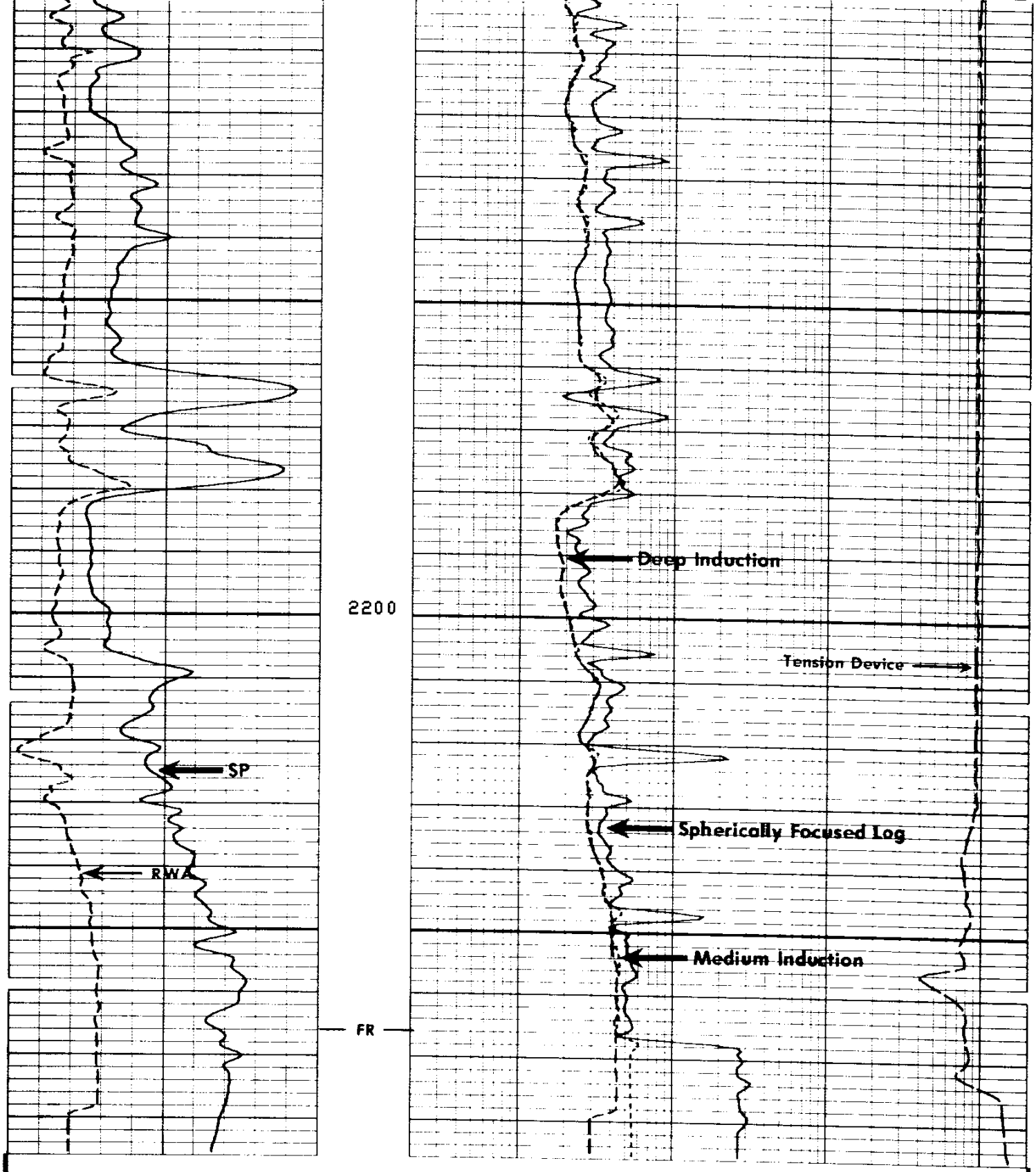

```
FILE  101          16-JAN-85 19:39
DATA ACQUIRED      16-JAN-85 18:37
```

```
                                                        TENS(LB   )
                                                  10000.              0.0
                                            ILD (OHMM)
                               .20000
                                                                   2000.0
         RWA (OHMM)                         ILM (OHMM)
0.0                 3.0000     .20000
                                                                   2000.0
         SP   (MV  )                        SFLU(OHMM)
-100.0              0.0        .20000                              2000.0
```

SENSOR MEASURE POINT TO TOOL ZERO

```
        CBL  43.9  FEET                        AMPL 43.9  FEET
        TT3  40.1  FEET                        TT4  39.1  FEET
        TT1  42.9  FEET                        TT2  43.9  FEET
        CALI 31.8  FEET                        SRAT 41.4  FEET
        SFL   6.4  FEET                        ILD   9.4  FEET
        SP    2.5  FEET                        ILM   5.7  FEET
        TENS  2.5  FEET                        SPAR  2.5  FEET
        NOIS 35.6  FEET
```

```
                              PARAMETERS

        NAME  VALUE    UNIT                     NAME  VALUE    UNIT

        WSV1 WF1                                DWS  16
        DSIN 5         US                       DDEL 200       US
        CDTS 100.000                            DWCO 512
        DTF  189.000   US/F                     DTM  56.0000   US/F
        SBR  1.00000   OHMM                     DSEC 5.00000   MMHO
        FPHI SPHI                               MSEC 1.00000   MMHO
        BS   7.87500   IN                       BHS  OPEN
        PP   NORM                               DO   0.0       F
```

```
                BEFORE SURVEY CALIBRATION SUMMARY


   PERFORMED:      85/01/16
   PROGRAM FILE: ISN    (VERSION    26.2    83/11/17)


 DITD                  ELECTRONICS CALIBRATION SUMMARY

               MEASURED                       CALIBRATED
             ZERO     PLUS                  ZERO      PLUS          UNITS
    ILD        .1     542.4                  0.0      495.2          MMHO
    ILM        .0     527.5                  0.0      501.4          MMHO
    SFL        .4     533.5                  0.0      500.0          MMHO

 ILD   SONDE ERROR CORRECTION :         5.0 MMHO
 ILM   SONDE ERROR CORRECTION :         1.0 MMHO
```

```
                AFTER SURVEY TOOL CHECK SUMMARY


   PERFORMED:      85/01/16
   PROGRAM FILE: ISN    (VERSION    26.2    83/11/17)


 DITD                       TOOL  CHECK

                      ZERO                          PLUS
              BEFORE        AFTER           BEFORE      AFTER      UNITS
    ILD         0.0          -.0            495.2       493.3      MMHO
    ILM         0.0           .0            501.4       499.8      MMHO
    SFL         0.0          -.1            500.0       491.5      MMHO

 ILD   SONDE ERROR CORRECTION :         5.0 MMHO
 ILM   SONDE ERROR CORRECTION :         1.0 MMHO

                        FILE    5       16-JAN-85 19:15
```

```
                    SHOP SUMMARY


   PERFORMED:      85/01/02
   PROGRAM FILE: SHOP   (VERSION    24.2    83/03/29)


 DITD                    ELECTRONICS CALIBRATION SUMMARY

                  TEST LOOP CALIBRATION                  TOOL CHECK
               MEASURED           CALIBRATED             CALIBRATED
             ZERO     PLUS      ZERO       PLUS      ZERO        PLUS     UNITS
    ILD     -11.5     532.0      0.0       500.0      0.0        495.7    MMHO
    ILM      -7.8     527.2      0.0       500.0      0.0        501.5    MMHO
 ILD   SONDE ERROR CORRECTION :          5.0 MMHO
 ILM   SONDE ERROR CORRECTION :          1.0 MMHO

                         (IS:1342, IC:1386)
```