Schlumberger

5" DUAL INDUCTION-SFL

CSU

COMPANY:	REICHHOLD ENERGY CORPORATION	
WELL:	"POLAK" #31-12	
FIELD:	MIST	
COUNTY:	COLUMBIA	
STATE:	OREGON	
NATION:	U.S.A.	
LOCATION:	1160.61'E & 424.01'S FROM N 1/4 CORNER OF	
SEC:	12	TWP: 6N RGE: 5W

OTHER SERVICES-
BHC
HDT

PERMANENT DATUM: GL
ELEV. OF PERM. DATUM: 1140.3 F
LOG MEASURED FROM: KB
11.4 F ABOVE PERM. DATUM
DRLG. MEASURED FROM: KB

ELEVATIONS-
KB: 1151.7 F
DF: 1150.7 F
GL: 1140.3 F

PROGRAM
TAPE NO:
26.2
SERVICE
ORDER NO:
432292

DATE: 11 NOV 84
RUN NO: 1

DEPTH-DRILLER:	2750.0 F
DEPTH-LOGGER:	2751.0 F
BTM. LOG INTERVAL:	2745.0 F
TOP LOG INTERVAL:	632.0 F
CASING-DRILLER:	632 F
CASING-LOGGER:	632 F
CASING:	8 5/8"
BIT SIZE:	7 7/8"
DEPTH:	2750 F

RECEIVED
SEP 26 1986
DOGAMI
Portland

TYPE FLUID IN HOLE:	GEL/LIGNO
DENSITY:	8.7 LB/G
VISCOSITY:	50.0 S
PH:	9.5
FLUID LOSS:	7.2 C3
SOURCE OF SAMPLE:	FLOWLINE
RM:	4.340 OHMM AT 62.0 DEGF
RMF:	5.090 OHMM AT 52.0 DEGF
RMC:	5.300 OHMM AT 52.0 DEGF
SOURCE RMF/RMC:	MEASURED/MEASURED
RM AT BHT:	2.879 OHMM AT 97.0 DEGF
RMF AT BHT:	2.887 OHMM AT 97.0 DEGF
RMC AT BHT:	3.006 OHMM AT 97.0 DEGF
TIME CIRC. STOPPED:	05:30 11-11
TIME LOGGER ON BTM.:	13:45 11-11
MAX. REC. TEMP:	97.0 DEGF
LOGGING UNIT NO:	8128
LOGGING UNIT LOC:	SACRAMENTO
RECORDED BY:	PILCH
WITNESSED BY:	ALGER

REMARKS:

CEDAR CHIPS USED AS LOST CIRCULATION MATERIAL.
300 PPM CHLORIDES.

EQUIPMENT NUMBERS-

DIS-EC 567 DIC-DA 658 SLS-RC 525 SLC-FA 468
MCD-DA 1237 IEM-BD 304 SLM-CA 138

ALL INTERPRETATIONS ARE OPINIONS BASED ON INFERENCES FROM ELECTRICAL OR OTHER MEASUREMENTS AND WE CANNOT, AND DO NOT GUARANTEE THE ACCURACY OR CORRECTNESS OF ANY INTERPRETATIONS, AND WE SHALL NOT, EXCEPT IN THE CASE OF GROSS OR WILLFUL NEGLIGENCE ON OUR PART, BE LIABLE OR RESPONSIBLE FOR ANY LOSS, COSTS, DAMAGES OR EXPENSES INCURRED OR SUSTAINED BY ANYONE RESULTING FROM ANY INTERPRETATION MADE BY ANY OF OUR OFFICERS, AGENTS OR EMPLOYEES. THESE INTERPRETATIONS ARE ALSO SUBJECT TO OUR GENERAL TERMS AND CONDITIONS AS SET OUT IN OUR CURRENT PRICE SCHEDULE.

FILE 103 11-NOV-84 14:35
DATA ACQUIRED 11-NOV-84 14:13

TENS(LB)
10000. 0.0

ILD (OHMM)
.20000 2000.0

RWA (OHMM)
0.0 3.0000

ILM (OHMM)
.20000 2000.0

SP (MV)
-150.0 0.0

SFLU(OHMM)
.20000 2000.0

FILE 3 11-NOV-84 14:13

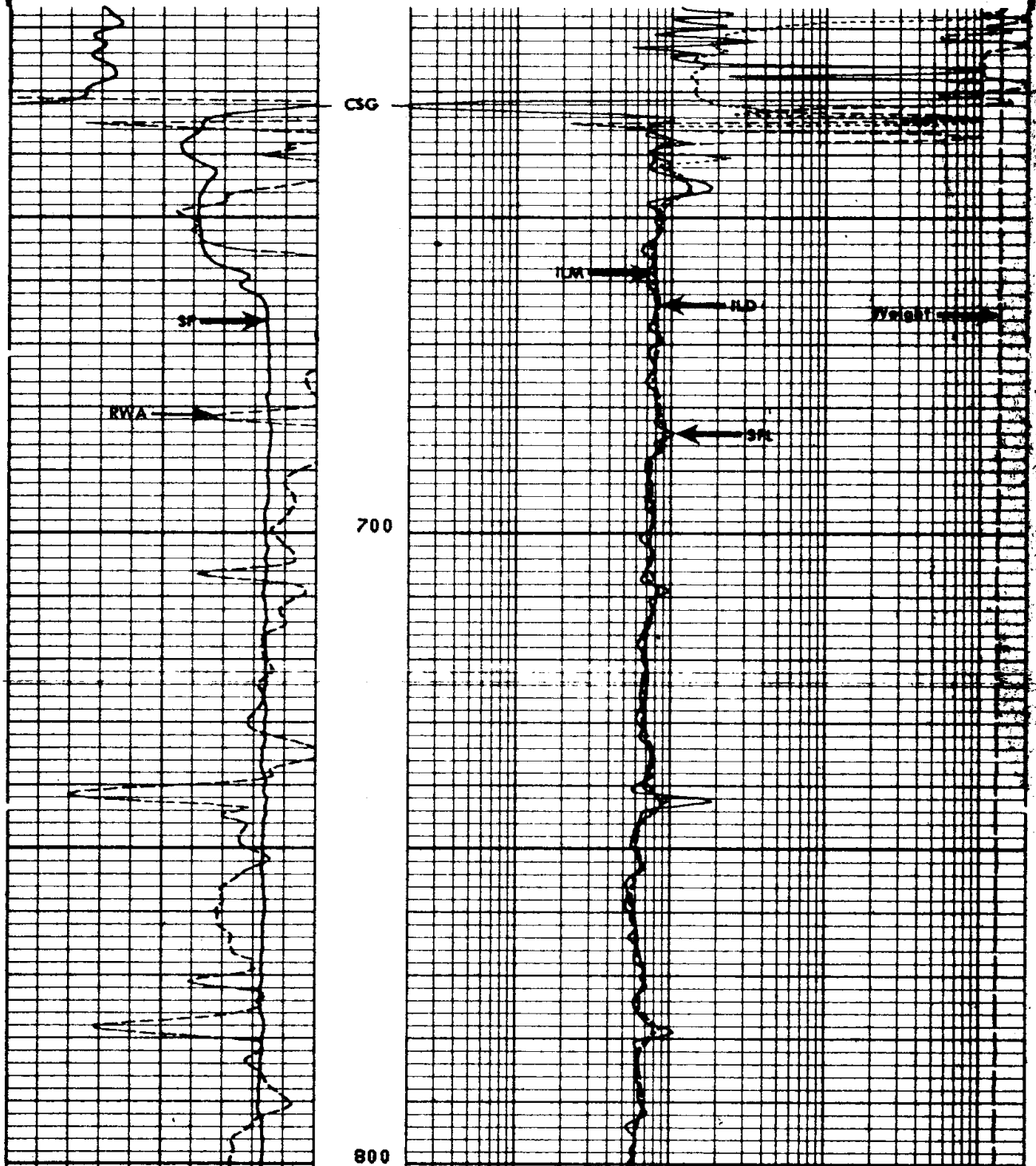

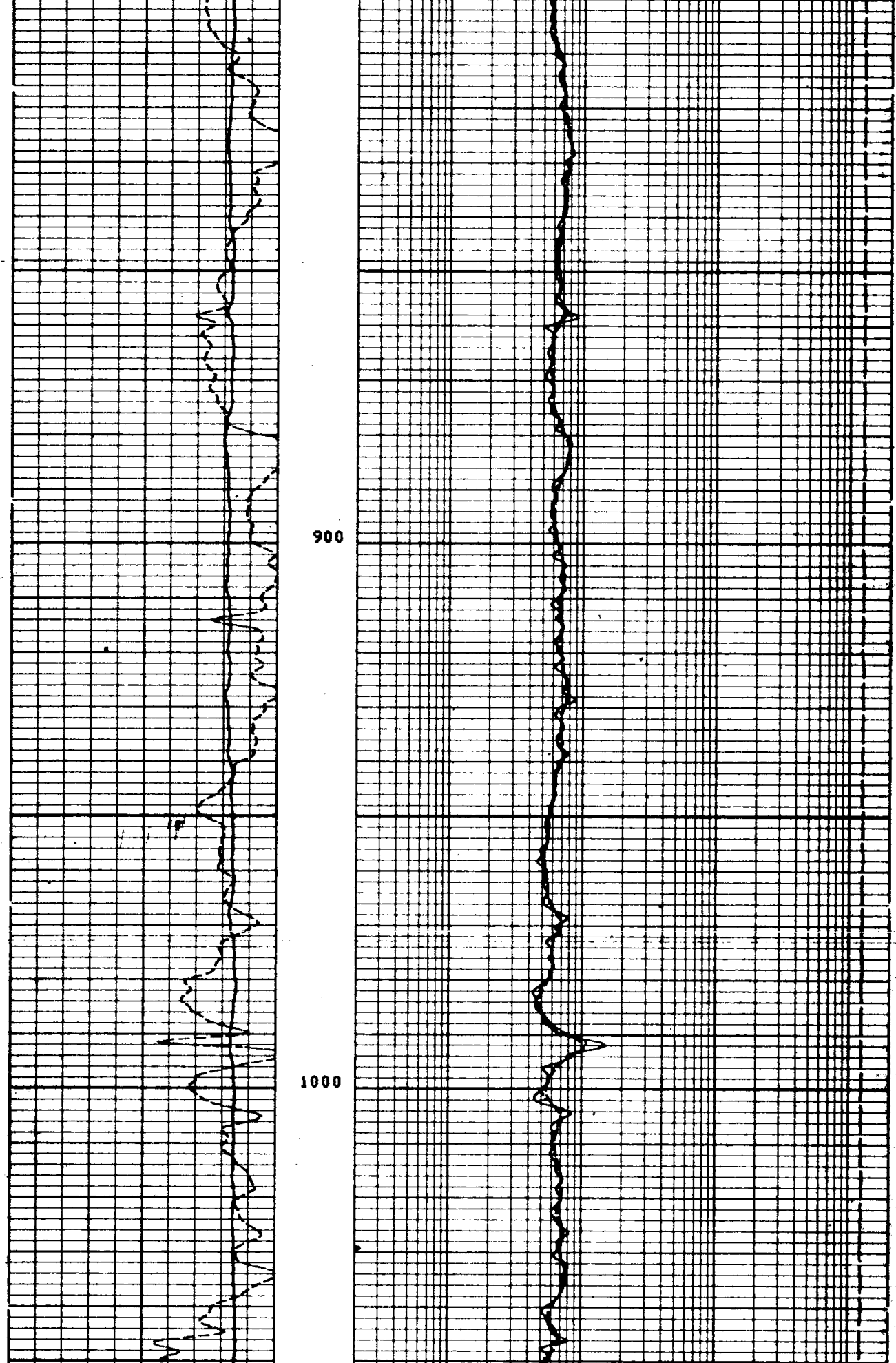

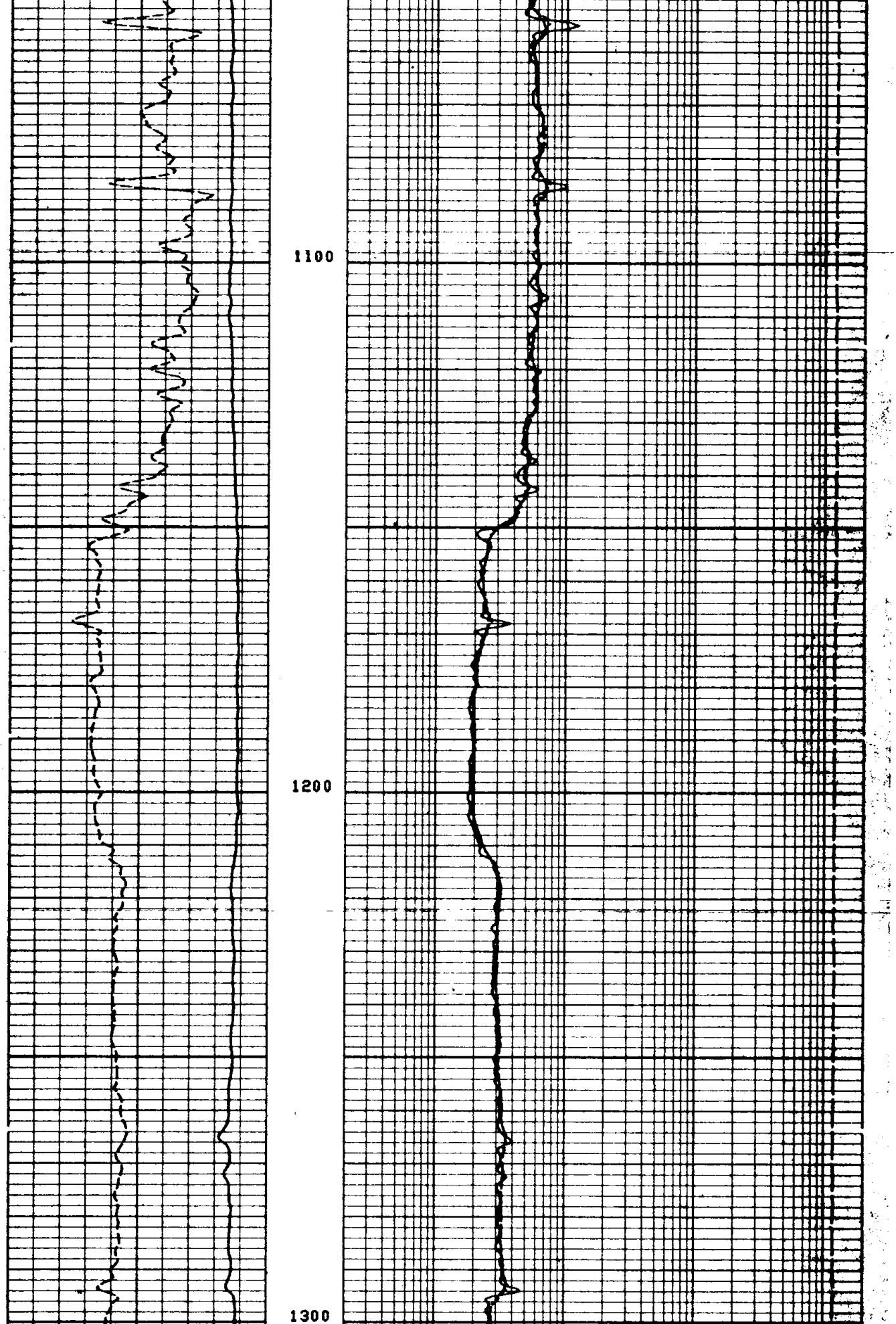

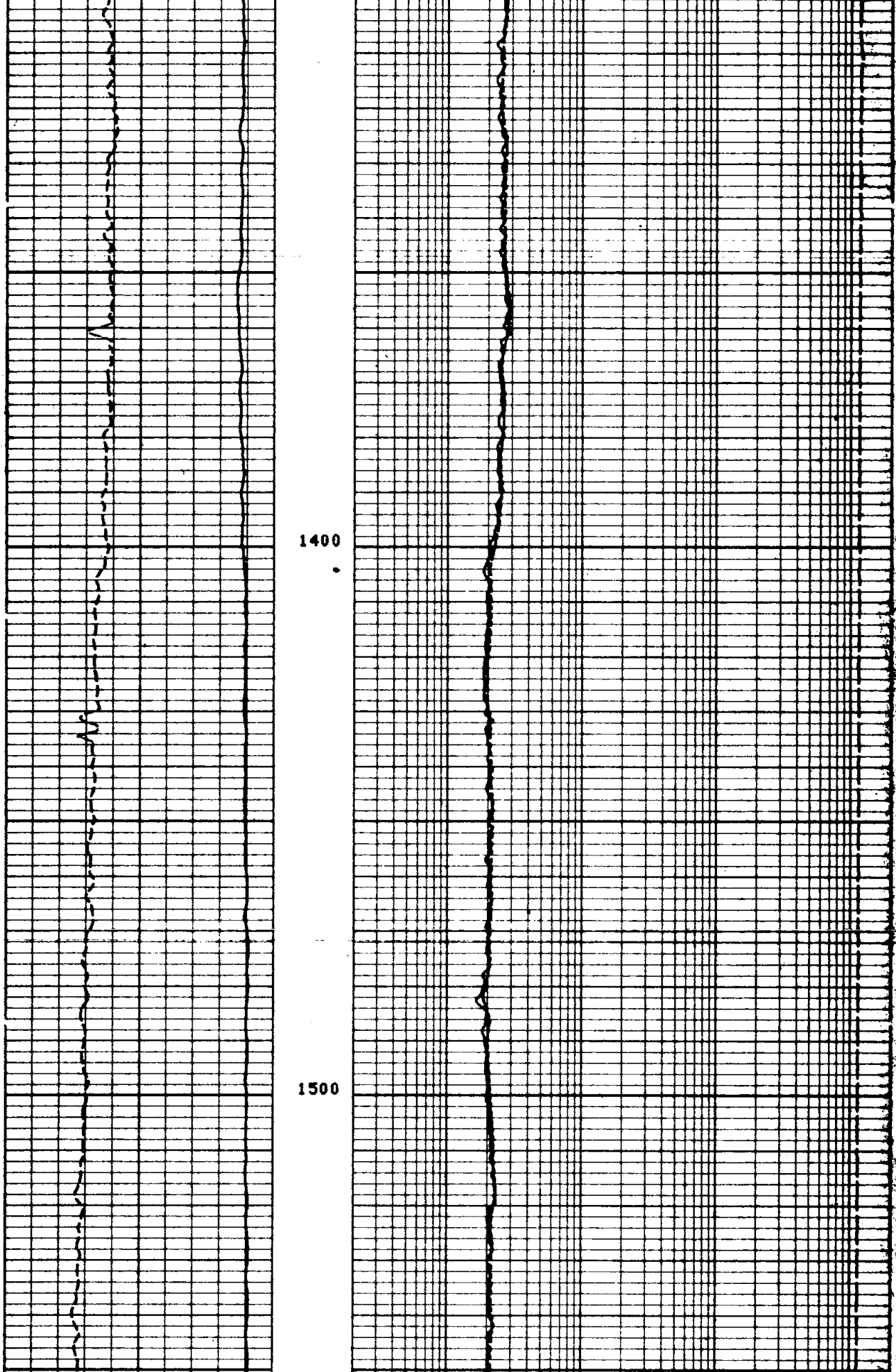

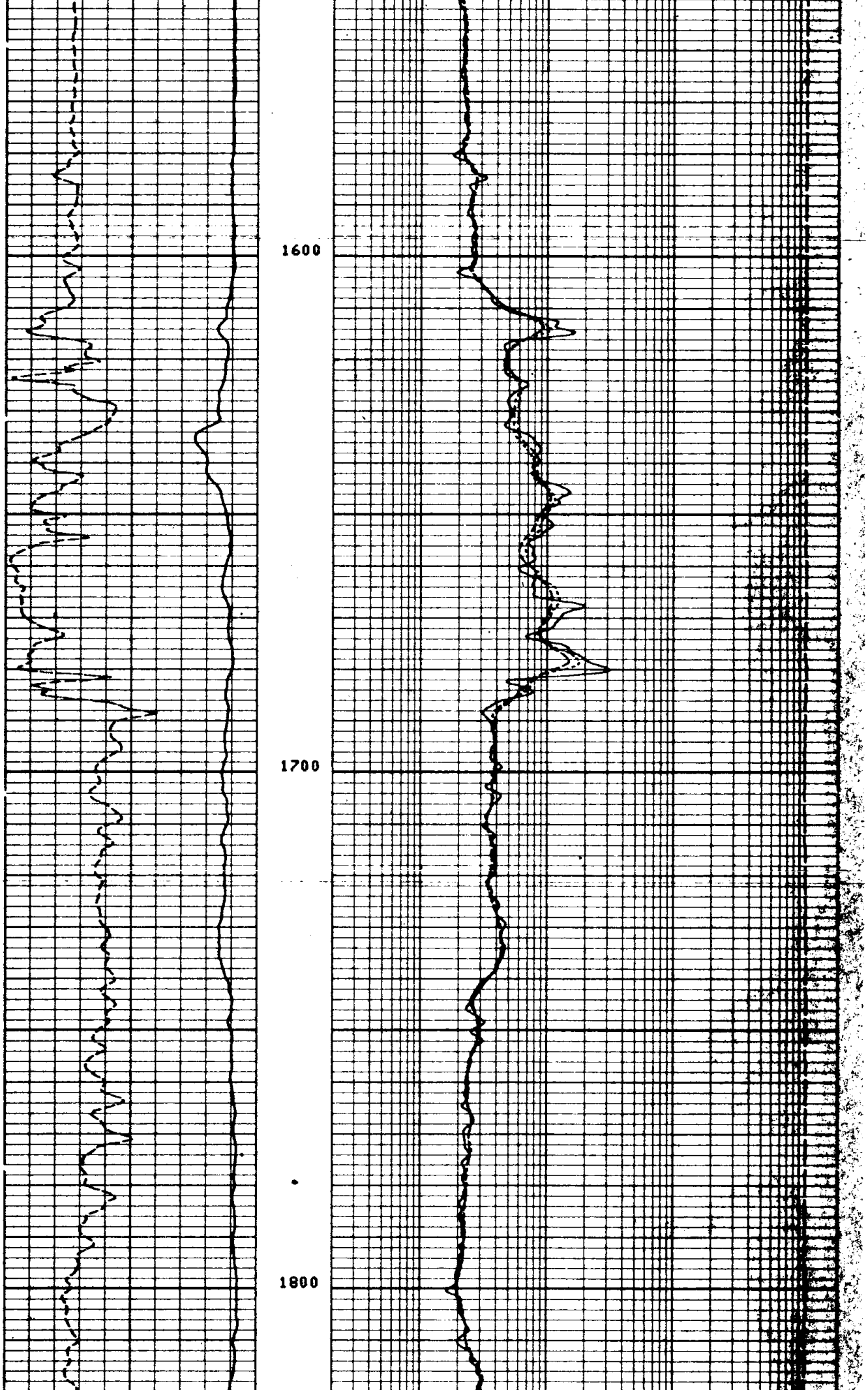

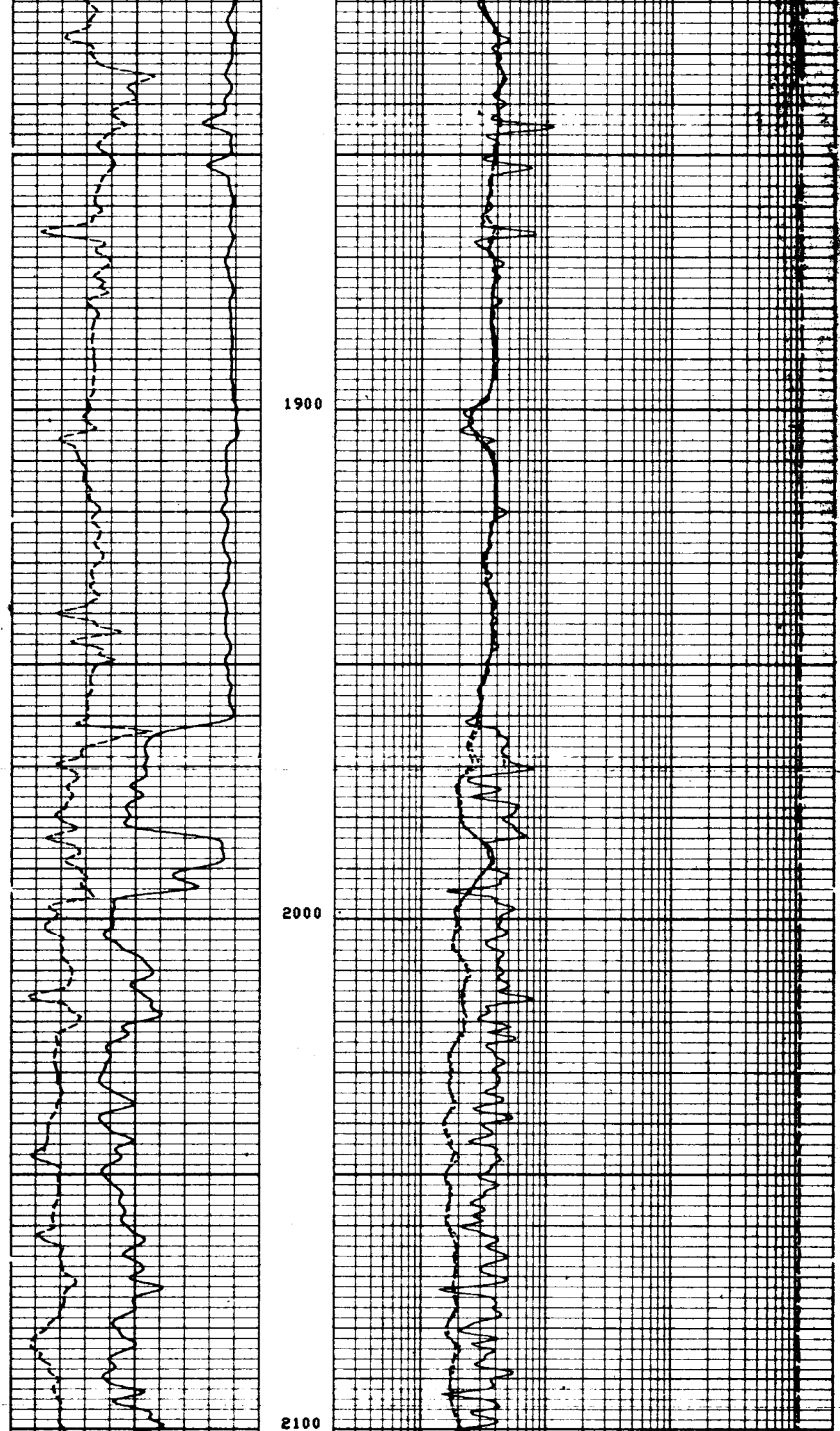



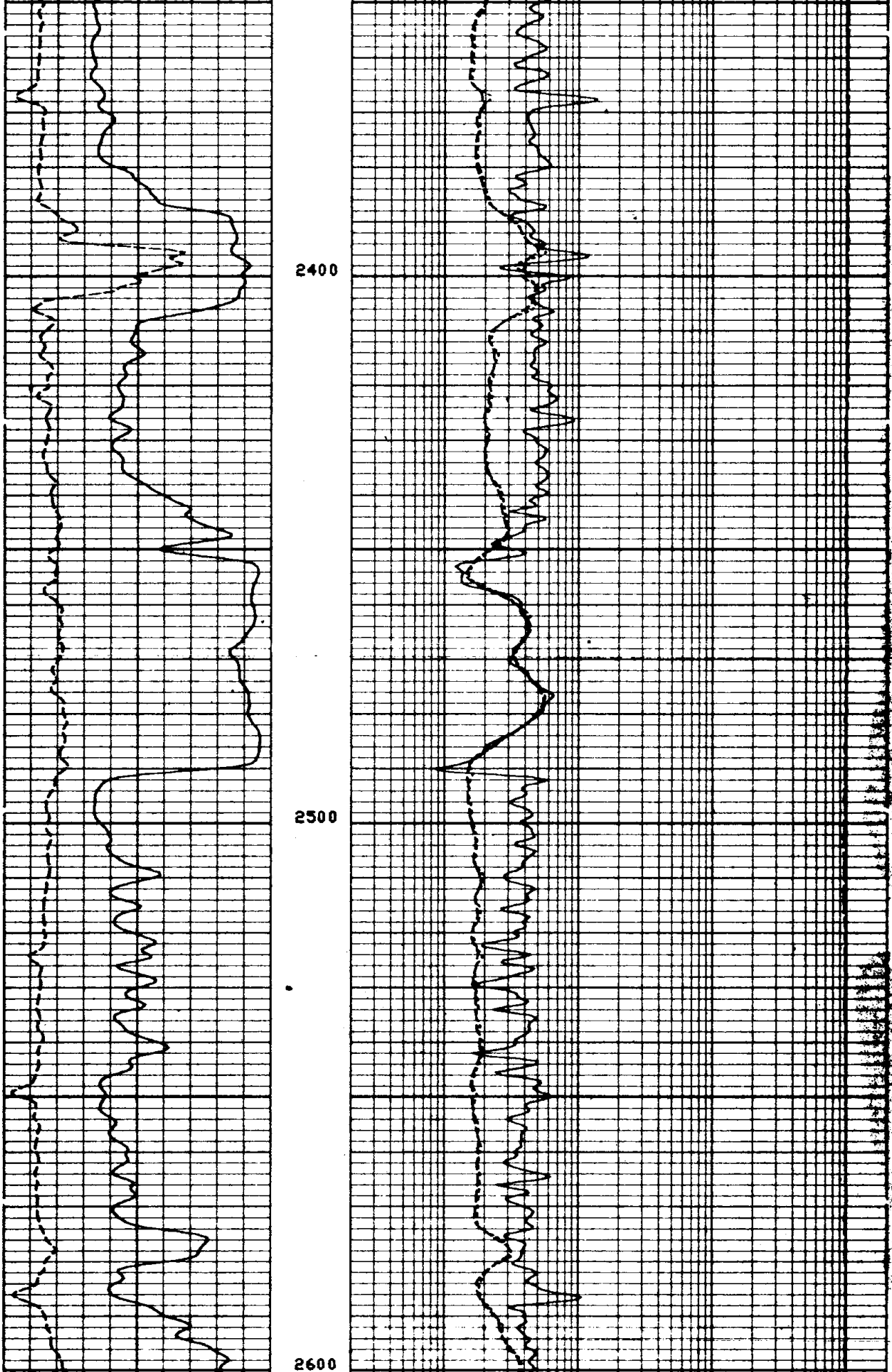



FILE 3 11-NOV-84 13:43

TENS(LB) 10000. 0.0

ILD (OHMM) .20000 2000.0

ILM (OHMM) .20000 2000.0

SFLU(OHMM) .20000 2000.0

RWA (OHMM) 0.0 3.0000

SP (MV) -150.0 0.0

SENSOR MEASURE POINT TO TOOL ZERO

CBL	43.9	FEET	AMPL	43.9	FEET
TT3	40.1	FEET	TT4	39.1	FEET
TT1	42.9	FEET	TT2	43.9	FEET
CALI	31.8	FEET	SRAT	41.4	FEET
SFL	6.4	FEET	ILD	9.4	FEET
SP	2.5	FEET	ILM	5.7	FEET
TENS	2.5	FEET	SPAR	2.5	FEET
NOIS	35.6	FEET			

PARAMETERS

NAME	VALUE	UNIT	NAME	VALUE	UNIT
WSV1	WF1		DWS	16	
DSIN	5	US	DDEL	200	US
CDTS	100.000		DWCO	512	
DTF	189.000	US/F	DTM	56.0000	US/F
SBR	1.00000	OHMM	DSEC	7.00000	MMHO
FPHI	SPHI		MSEC	7.60000	MMHO
BS	7.87500	IN	BHS	OPEN	

Track	Left	Right
TENS(LB)	10000.	0.0
ILD (OHMM)	.20000	2000.0
ILM (OHMM)	.20000	2000.0
SFLU(OHMM)	.20000	2000.0
RWA (OHMM)	0.0	3.0000
SP (MV)	-150.0	0.0

REPEAT SECTION

FILE 2 11-NOV-84 13:42

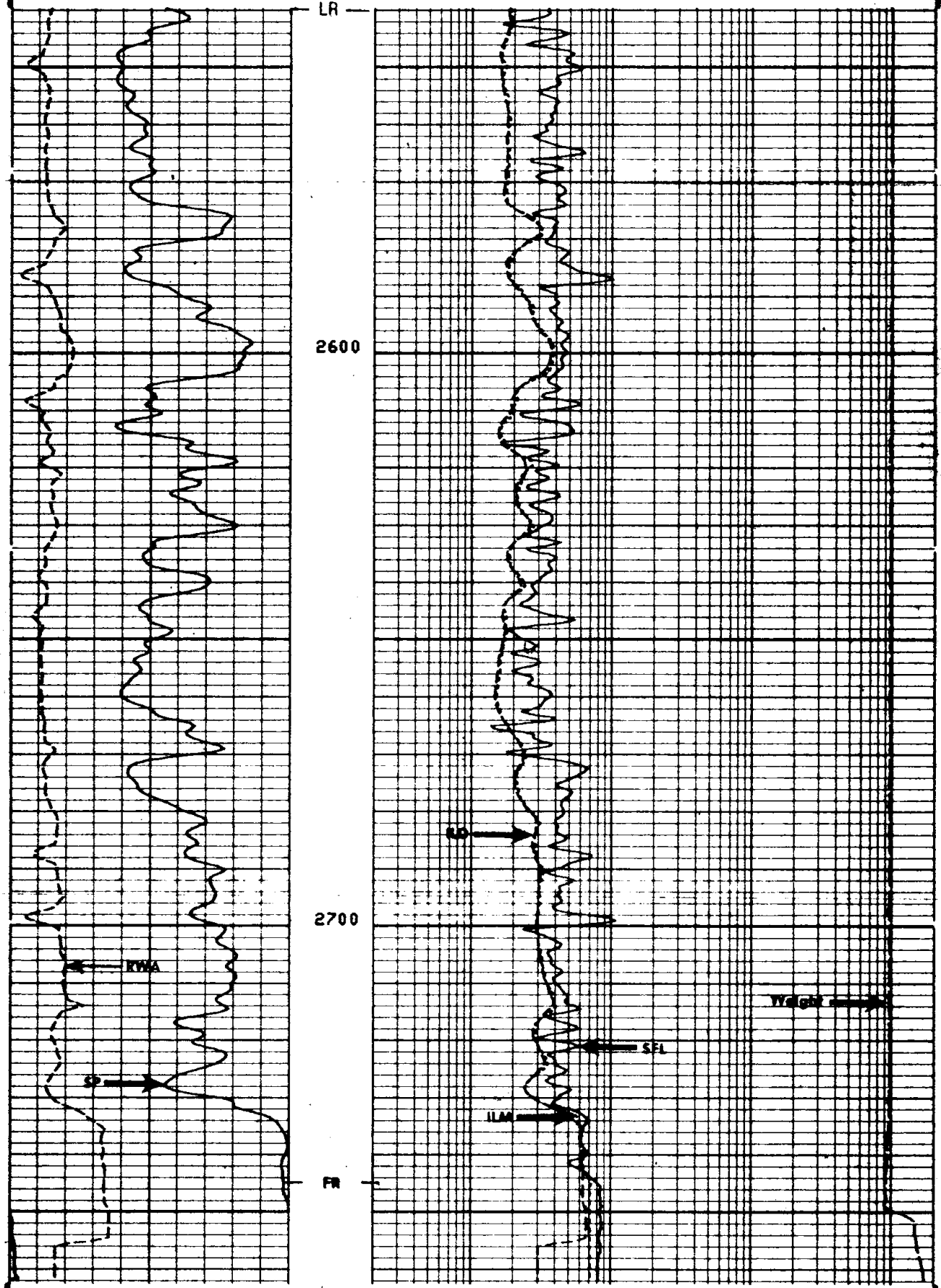

FILE 2 11-NOV-84 13:38

```
                                                              TENS(LB  )
                                                      10000.              0.0
                                                  ILD (OHMM)
                                 .20000                                  2000.0
      RWA (OHMM)                                  ILM (OHMM)
0.0             3.0000           .20000                                  2000.0
      SP  (MV  )                                  SFLU(OHMM)
-150.0             0.0           .20000                                  2000.0
```

```
                    SENSOR MEASURE POINT TO TOOL ZERO

        CBL  43.9  FEET                       AMPL 43.9  FEET
        TT3  40.1  FEET                       TT4  39.1  FEET
        TT1  42.9  FEET                       TT2  43.9  FEET
        CALI 31.8  FEET                       SRAT 41.4  FEET
        SFL   6.4  FEET                       ILD   9.4  FEET
        SP    2.5  FEET                       ILM   5.7  FEET
        TENS  2.5  FEET                       SPAR  2.5  FEET
        NOIS 35.6  FEET
```

```
                              PARAMETERS

        NAME  VALUE     UNIT                  NAME  VALUE     UNIT

        WSV1  WF1                             DWS   16
        DSIN  5         US                    DDEL  200       US
        CDTS  100.000                         DWCO  512
        DTF   189.000   US/F                  DTM   56.0000   US/F
        SBR   1.00000   OHMM                  DSEC  7.00000   MMHO
        FPHI  SPHI                            MSEC  7.60000   MMHO
        BS    7.87500   IN                    BHS   OPEN
```

```
                  BEFORE SURVEY CALIBRATION SUMMARY


   PERFORMED:     84/11/11
   PROGRAM FILE: ISN     (VERSION    26.2    83/11/17)


 DITD               ELECTRONICS CALIBRATION SUMMARY

                MEASURED                        CALIBRATED
              ZERO     PLUS                  ZERO        PLUS          UNITS
     ILD       1.8    549.6                   0.0       499.8           MMHO
     ILM        .2    520.2                   0.0       498.8           MMHO
     SFL        .3    529.0                   0.0       500.0           MMHO

 ILD  SONDE ERROR CORRECTION :          7.0 MMHO
 ILM  SONDE ERROR CORRECTION :          7.6 MMHO
```

```
                  AFTER SURVEY TOOL CHECK SUMMARY


   PERFORMED:     84/11/11
   PROGRAM FILE: ISN     (VERSION    26.2    83/11/17)


 DITD                       TOOL   CHECK

                      ZERO                        PLUS
             BEFORE         AFTER          BEFORE      AFTER     UNITS
     ILD       0.0            .0           499.8       497.5     MMHO
     ILM       0.0            .0           498.8       496.4     MMHO
     SFL       0.0            .0           500.0       499.5     MMHO

 ILD  SONDE ERROR CORRECTION :          7.0 MMHO
 ILM  SONDE ERROR CORRECTION :          7.6 MMHO
                          FILE    5       11-NOV-84 14:15
```

```
                   SHOP SUMMARY


   PERFORMED:     84/11/01
   PROGRAM FILE: SHOP    (VERSION    26.2    83/11/17)


 DITD               ELECTRONICS CALIBRATION SUMMARY
                                                       TOOL CHECK
                 TEST LOOP CALIBRATION                 CALIBRATED
             MEASURED            CALIBRATED         ZERO        PLUS    UNITS
           ZERO     PLUS       ZERO       PLUS
     ILD   -6.6     554.0       0.0      500.0       0.0        499.7   MMHO
     ILM   -9.1     552.3       0.0      500.0       0.0        499.2   MMHO
 ILD  SONDE ERROR CORRECTION :          7.0 MMHO
 ILM  SONDE ERROR CORRECTION :          7.6 MMHO

                          (IS:567 , IC:552 )
```