Schlumberger

5" BHC SONIC

CSU

COMPANY: REICHHOLD ENERGY CORPORATION
WELL: "POLAK" #31-12
FIELD: MIST
COUNTY: COLUMBIA
STATE: OREGON
NATION: U.S.A.
LOCATION: 1160.61'E & 424.01'S FROM
N 1/4 CORNER OF
SEC: 1[illegible] TWP: 6N RGE: 5W

OTHER SERVICES-
DIL
HDT

PERMANENT DATUM: GL
ELEV. OF PERM. DATUM: 1140.3 F
LOG MEASURED FROM: KB
11.4 F ABOVE PERM. DATUM
DRLG. MEASURED FROM: KB

ELEVATIONS-
KB: 1151.7 F
DF: 1150.7 F
GL: 1140.3 F

PROGRAM
TAPE NO:
26.2
SERVICE
ORDER NO:
432292

DATE: 11 NOV 84
RUN NO: 1

DEPTH-DRILLER: 2750.0 F
DEPTH-LOGGER: 2751.0 F
BTM. LOG INTERVAL: 2709.0 F
TOP LOG INTERVAL: 632.0 F

CASING-DRILLER: 632 F
CASING-LOGGER: 632 F
CASING: 8 5/8"

BIT SIZE: 7 7/8"
DEPTH: 2750 F

RECEIVED
DOGAMI
Portland

TYPE FLUID IN HOLE: GEL/LIGNO
DENSITY: 8.7 LB/G
VISCOSITY: 50.0 S
PH: 9.5
FLUID LOSS: 7.2 C3
SOURCE OF SAMPLE: FLOWLINE
RM: 4.340 OHMM AT 62.0 DEGF
RMF: 5.090 OHMM AT 52.0 DEGF
RMC: 5.300 OHMM AT 52.0 DEGF
SOURCE RMF/RMC: MEASURED/MEASURED
RM AT BHT: 2.879 OHMM AT 97.0 DEGF
RMF AT BHT: 2.887 OHMM AT 97.0 DEGF
RMC AT BHT: 3.006 OHMM AT 97.0 DEGF

TIME CIRC. STOPPED: 05:30 11-11
TIME LOGGER ON BTM.: 13:45 11-11

MAX. REC. TEMP: 97.0 DEGF

LOGGING UNIT NO: 8128
LOGGING UNIT LOC: SACRAMENTO
RECORDED BY: PILCH
WITNESSED BY: ALGER

REMARKS:

CEDAR CHIPS USED AS LOST CIRCULATION MATERIAL.
300 PPM CHLORIDES.

EQUIPMENT NUMBERS-

DIS-EC 567 DIC-DA 658 SLS-RC 525 SLC-FA 468
MCD-DA 1237 IEM-BD 304 SLM-CA 138

ALL INTERPRETATIONS ARE OPINIONS BASED ON INFERENCES FROM ELECTRICAL OR OTHER MEASUREMENTS AND WE CANNOT, AND DO NOT GUARANTEE THE ACCURACY OR CORRECTNESS OF ANY INTERPRETATIONS, AND WE SHALL NOT, EXCEPT IN THE CASE OF GROSS OR WILLFUL NEGLIGENCE ON OUR PART, BE LIABLE OR RESPONSIBLE FOR ANY LOSS, COSTS, DAMAGES OR EXPENSES INCURRED OR SUSTAINED BY ANYONE RESULTING FROM ANY INTERPRETATION MADE BY ANY OF OUR OFFICERS, AGENTS OR EMPLOYEES. THESE INTERPRETATIONS ARE ALSO SUBJECT TO OUR GENERAL TERMS AND CONDITIONS AS SET OUT IN OUR CURRENT PRICE SCHEDULE.

FILE 103 11-NOV-84 14:36
DATA ACQUIRED 11-NOV-84 14:13

CALI(IN)
6.0000 16.000
SP (MV)
-150.0 0.0

TENS(LB)
10000. 0.0
DT (US/F)
150.00 50.000

FILE 3 11-NOV-84 14:13

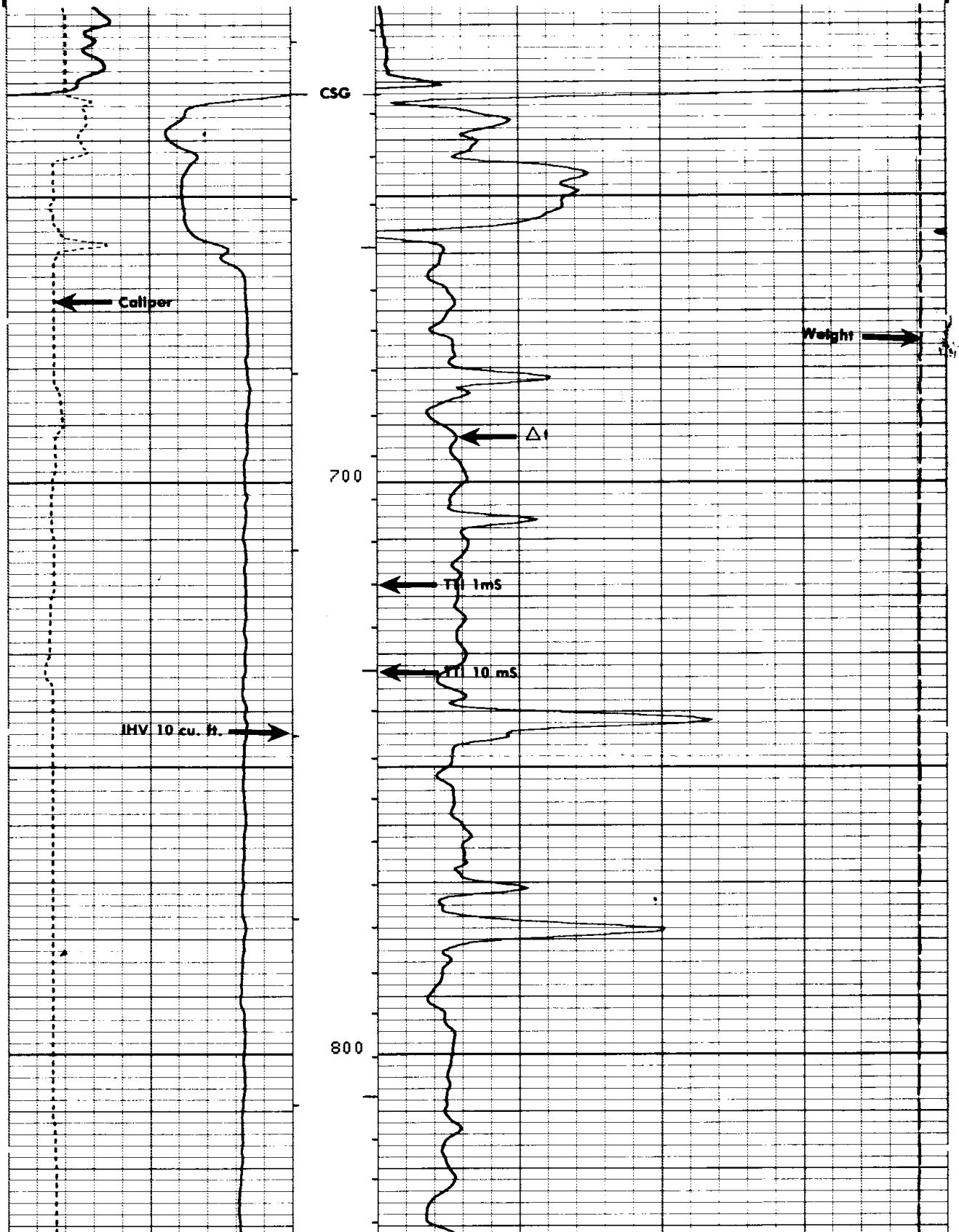

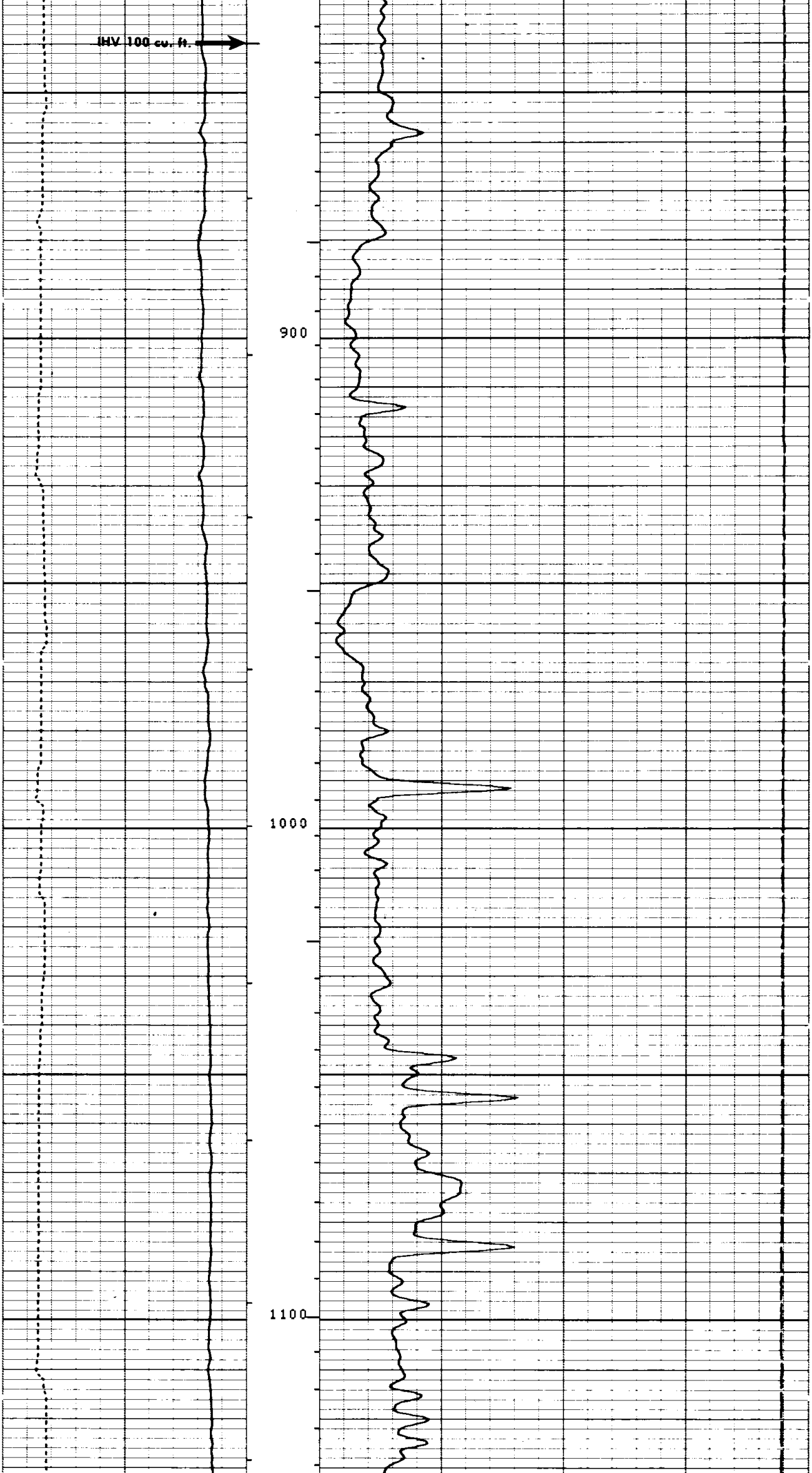

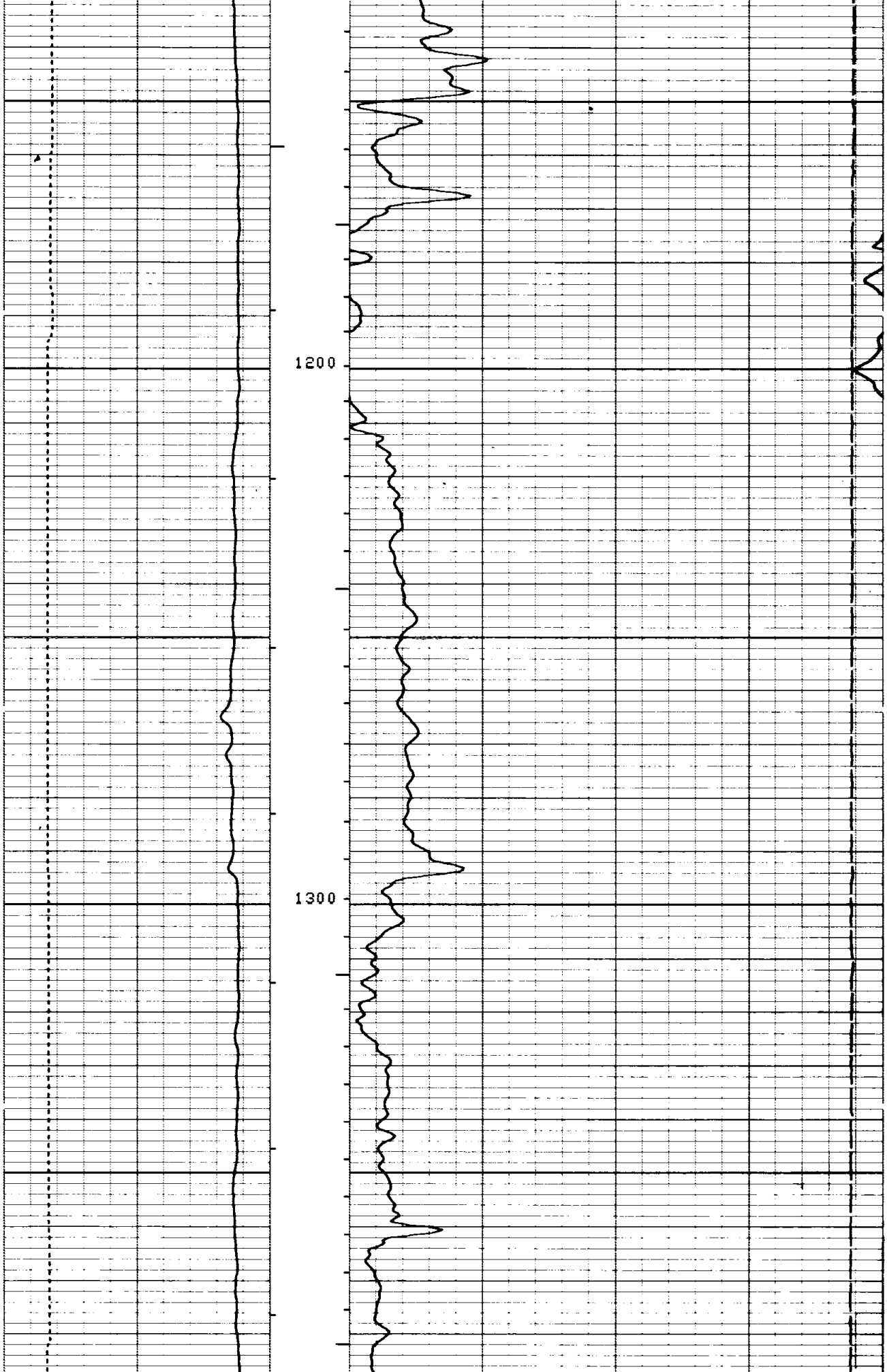

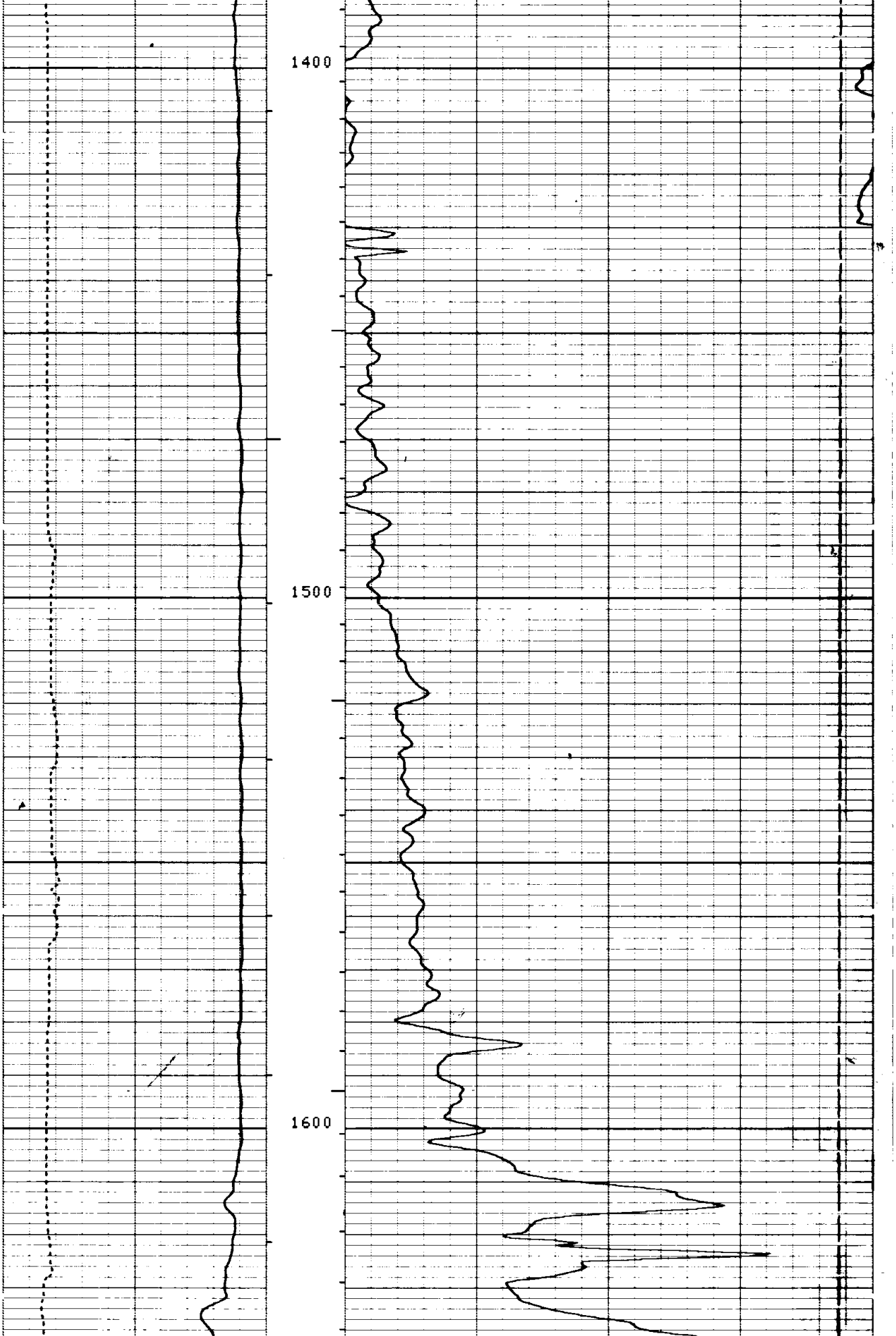

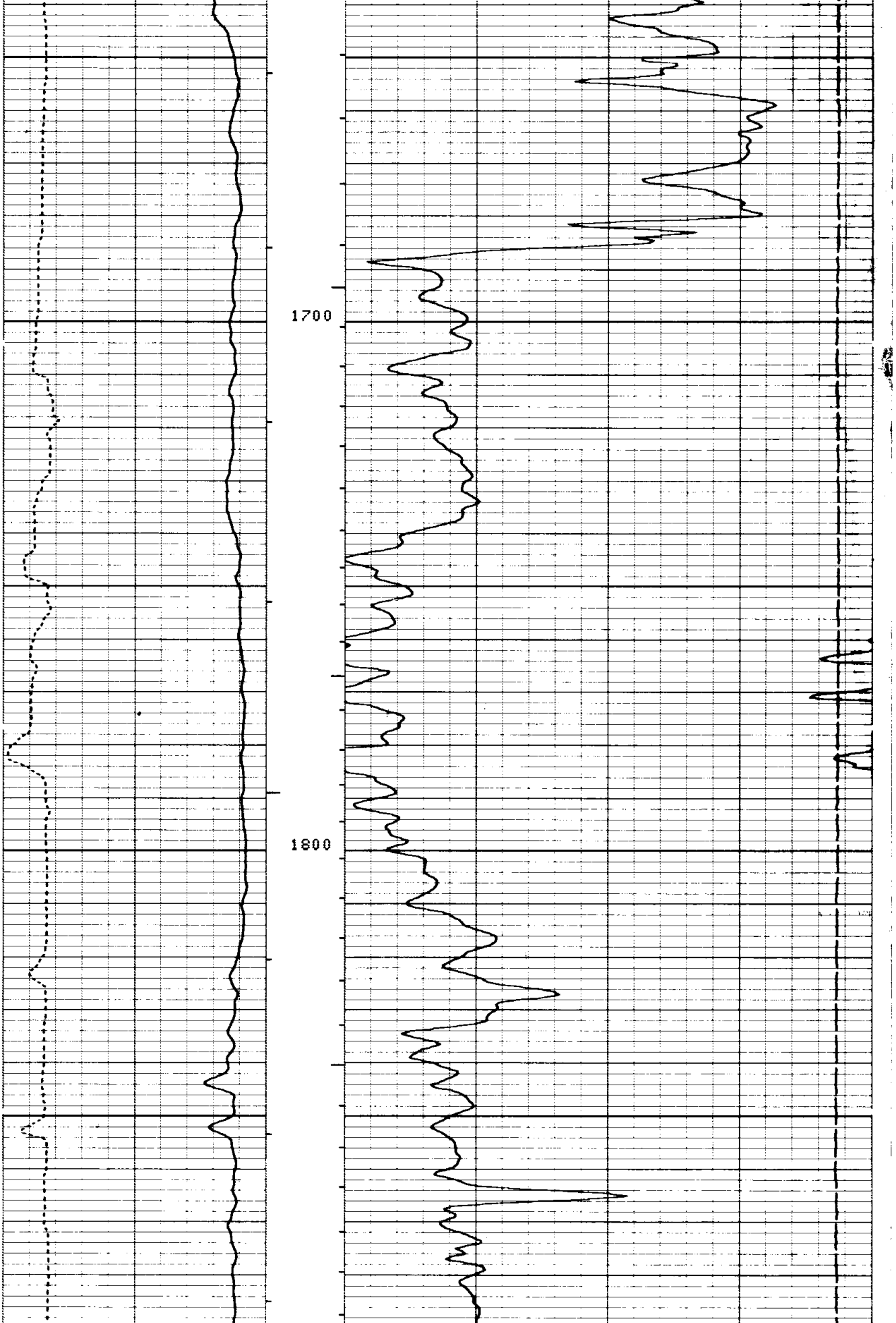

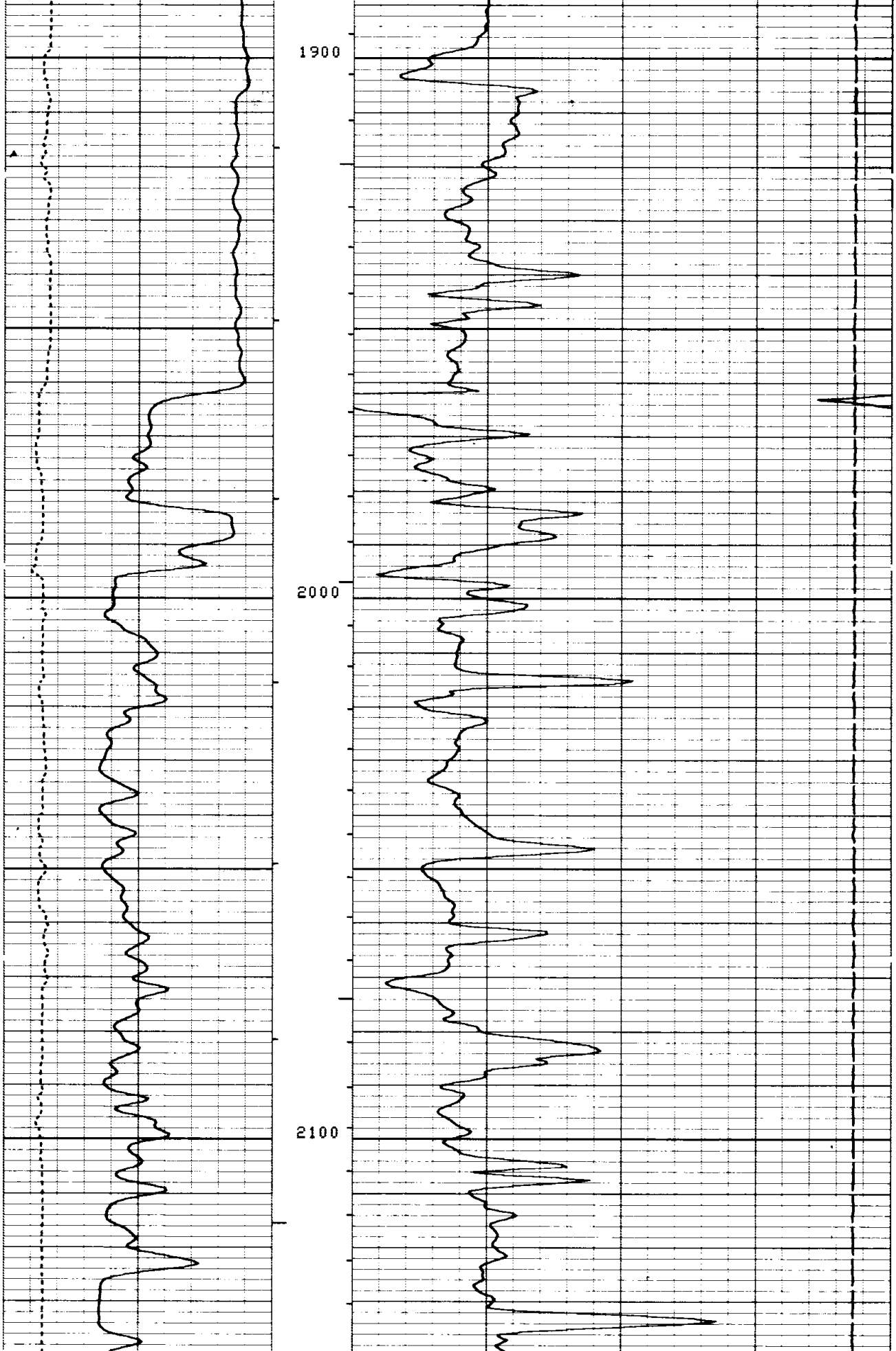

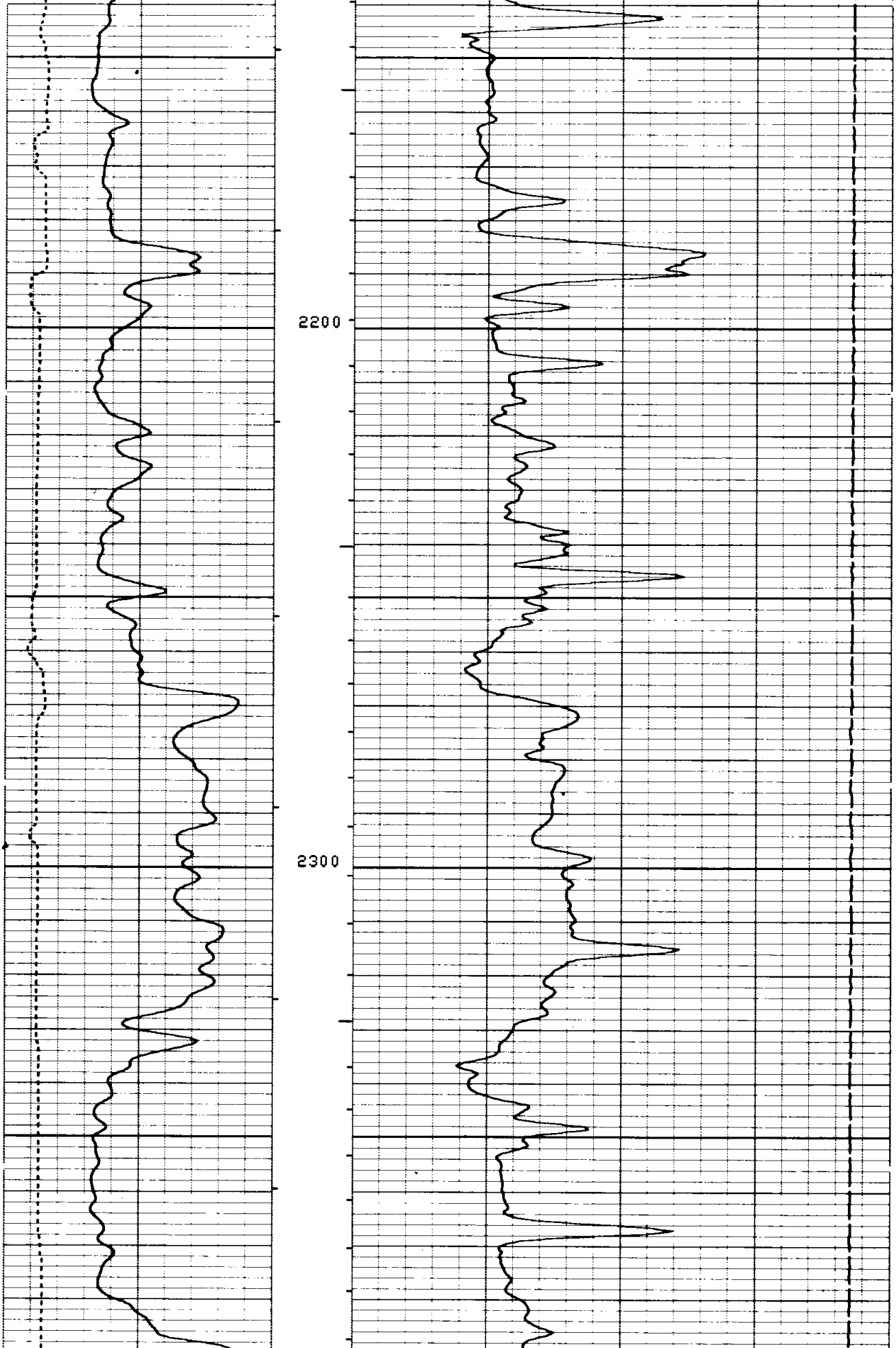

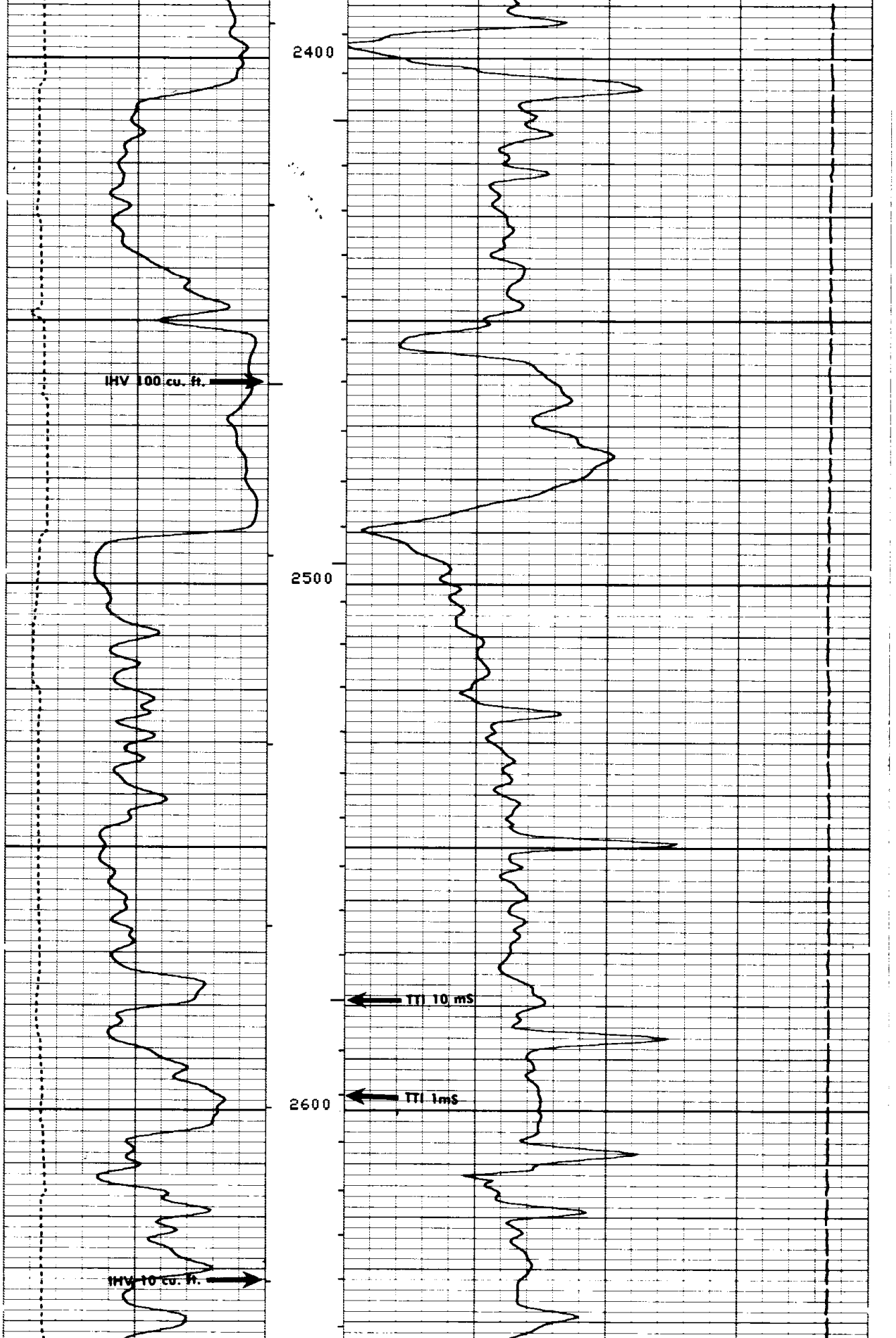

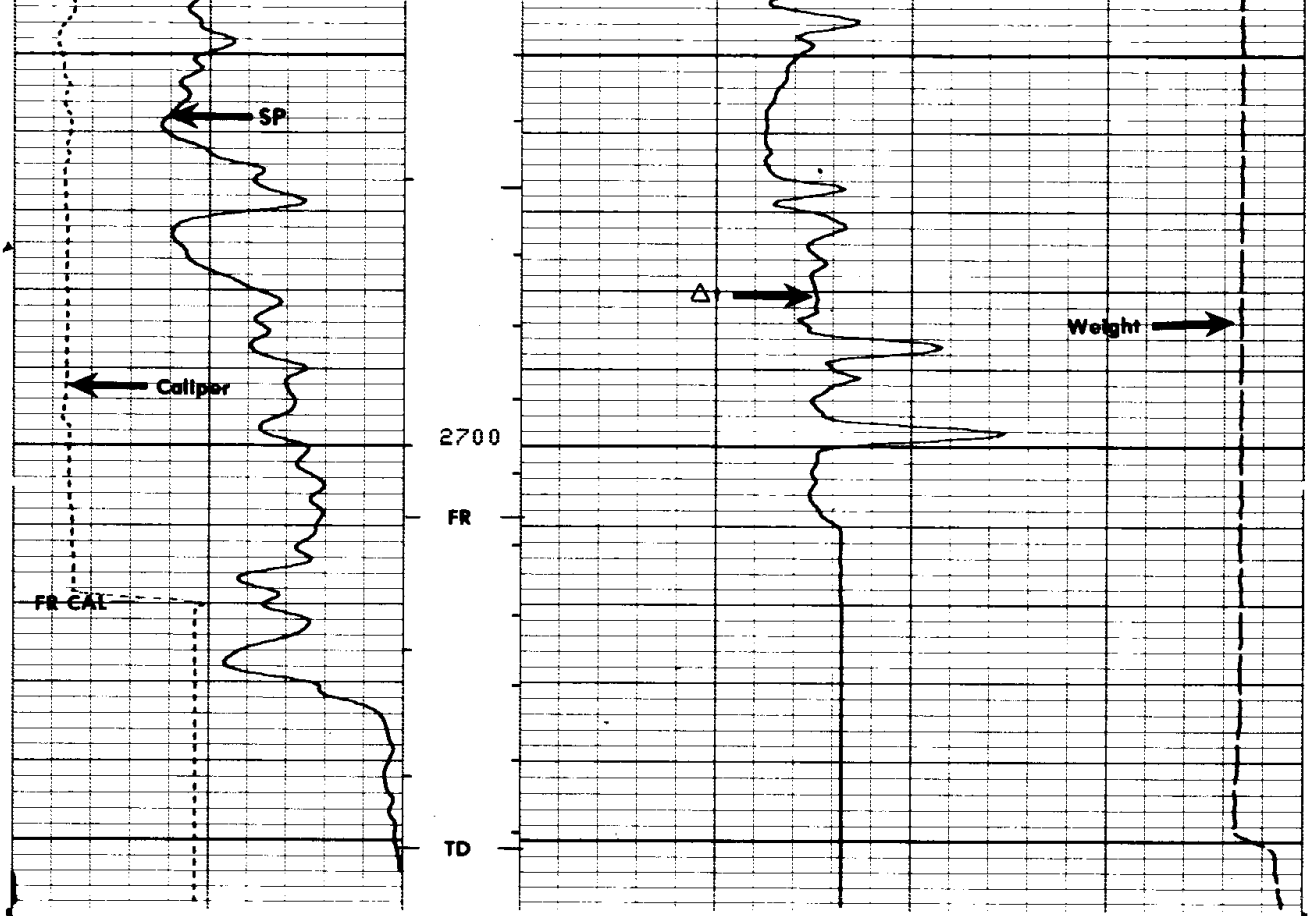

FILE 3 11-NOV-84 13:43

CALI(IN)		TENS(LB)	
6.0000	16.000	10000.	0.0
SP (MV)		DT (US/F)	
-150.0	0.0	150.00	50.000

SENSOR MEASURE POINT TO TOOL ZERO

CBL	43.9	FEET	AMPL	43.9	FEET
TT3	40.1	FEET	TT4	39.1	FEET
TT1	42.9	FEET	TT2	43.9	FEET
CALI	31.8	FEET	SRAT	41.4	FEET
SFL	6.4	FEET	ILD	9.4	FEET
SP	2.5	FEET	ILM	5.7	FEET
TENS	2.5	FEET	SPAR	2.5	FEET
NOIS	35.6	FEET			

PARAMETERS

NAME	VALUE	UNIT	NAME	VALUE	UNIT
WSV1	WF1		DWS	16	
DSIN	5	US	DDEL	200	US
CDTS	100.000		DWCO	512	
DTF	189.000	US/F	DTM	56.0000	US/F
SBR	1.00000	OHMM	DSEC	7.00000	MMHO
FPHI	SPHI		MSEC	7.60000	MMHO
BS	7.87500	IN	BHS	OPEN	

CALI(IN)		TENS(LB)	
6.0000	16.000	10000.	0.0
SP (MV)		DT (US/F)	
-150.0	0.0	150.00	50.000

REPEAT SECTION

FILE 2 11-NOV-84 13:42

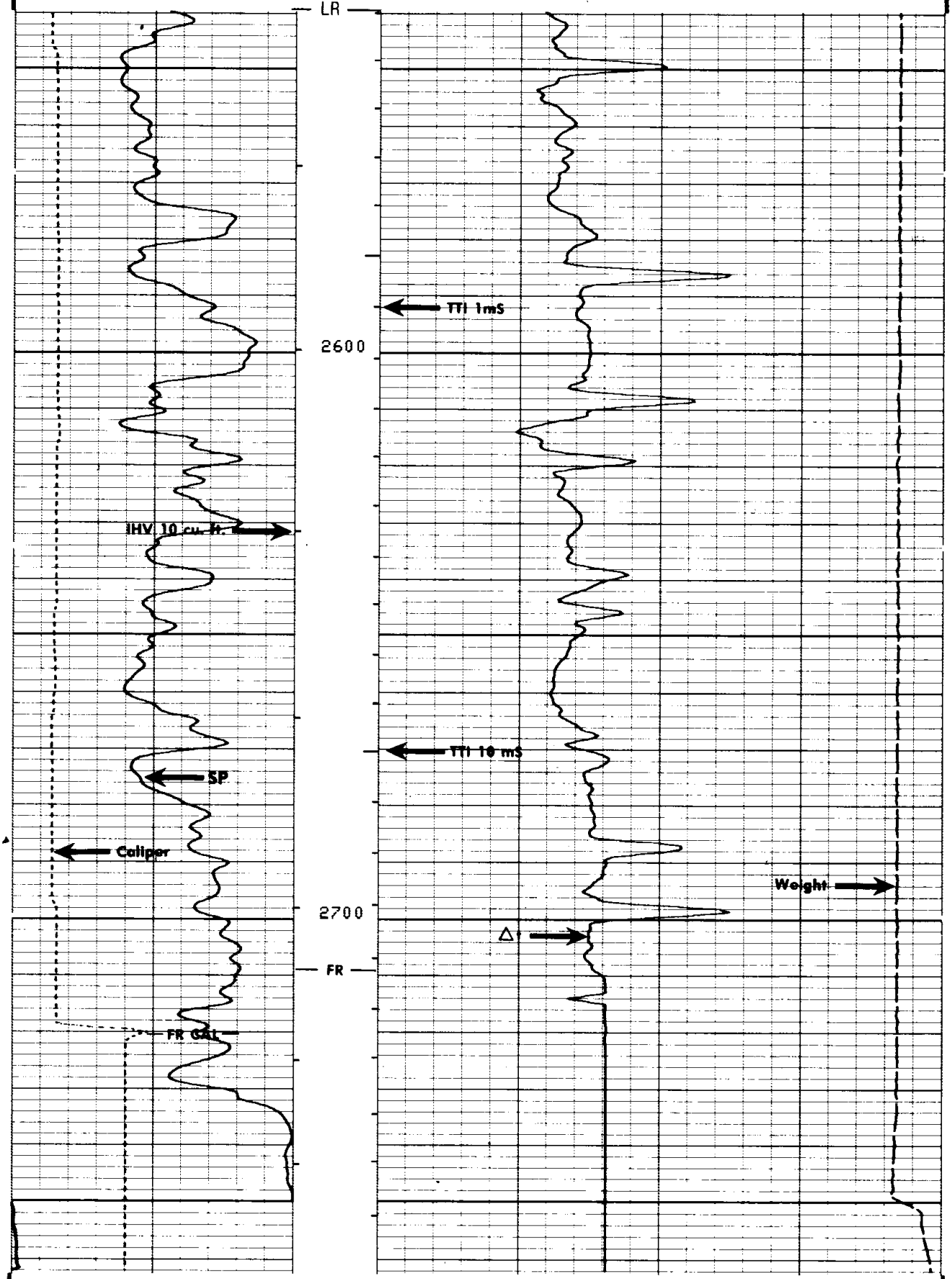

FILE 2 11-NOV-84 13:38

CALI(IN)			TENS(LB)	
6.0000	16.000		10000.	0.0
SP (MV)		DT (US/F)		
-150.0	0.0	150.00		50.000

SENSOR MEASURE POINT TO TOOL ZERO

```
CBL   43.9   FEET             AMPL  43.9   FEET
TT3   40.1   FEET             TT4   39.1   FEET
TT1   42.9   FEET             TT2   43.9   FEET
CALI  31.8   FEET             SRAT  41.4   FEET
SFL    6.4   FEET             ILD    9.4   FEET
SP     2.5   FEET             ILM    5.7   FEET
TENS   2.5   FEET             SPAR   2.5   FEET
NOIS  35.6   FEET
```

PARAMETERS

NAME	VALUE	UNIT	NAME	VALUE	UNIT
WSV1	WF1		DWS	16	
DSIN	5	US	DDEL	200	US
CDTS	100.000		DWCO	512	
DTF	189.000	US/F	DTM	56.0000	US/F
SBR	1.00000	OHMM	DSEC	7.00000	MMHO
FPHI	SPHI		MSEC	7.60000	MMHO
BS	7.87500	IN	BHS	OPEN	

CALI(IN)				TENS(LB)	
6.0000	16.000			10000.	0.0
SP (MV)		DT (US/F)			
-100.0	0.0	150.00			50.000

FILE 0 11-NOV-84 13:28

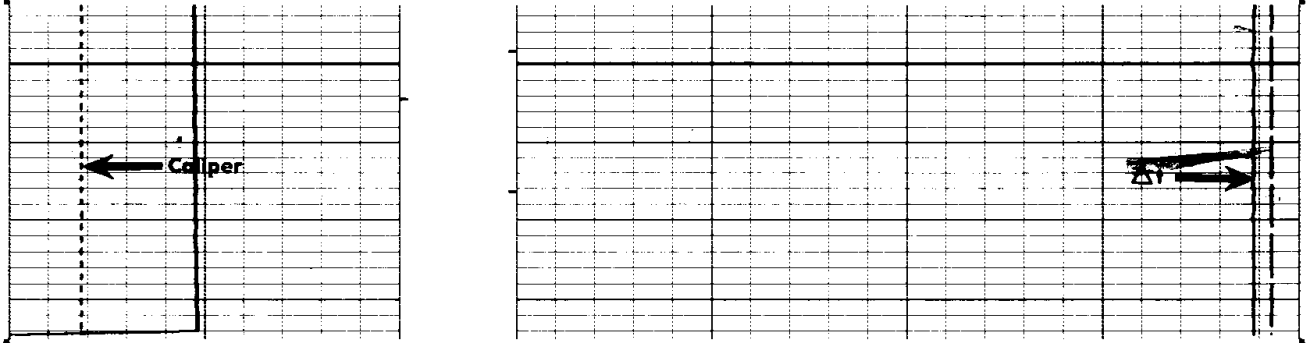

FILE 0 11-NOV-84 13:27

CALI(IN)				TENS(LB)	
6.0000	16.000			10000.	0.0
SP (MV)		DT (US/F)			
-100.0	0.0	150.00			50.000

MCDB CALIPER CALIBRATION SUMMARY

	MEASURED		CALIBRATED		
	SMALL	LARGE	SMALL	LARGE	UNITS
CALI	5.9	10.6	6.0	12.0	IN

FILE 0 11-NOV-84 07:18