Watzek 30-1

E-LOG

Kum 2

Schlumberger

ISF / SONIC

COMPANY QUINTANA PETROLEUM CORP.

WELL WATZEK ET AL 30-1

FIELD WILDCAT

COUNTY CLATSOP STATE OREGON

LOCATION 1769'S & 3935'W OF NE COR

API SERIAL NO.

SEC.	TWP	RANGE
30	6N	6W

Other Services:

COUNTY

FIELD

LOCATION

WELL

COMPANY

Permanent Datum: GL, Elev.: 870.7

Log Measured From KB 13.6 Ft. Above Perm. Datum

Drilling Measured From KB

Elev.: K.B. 884.3

D.F.

G.L. 870.7

Date	12/24/80
Run No.	2
Depth—Driller	7069
Depth—Logger	7050
Btm. Log Interval	7044
Top Log Interval	6532
Casing—Driller	9 5/8 @ 796
Casing—Logger	796
Bit Size	8.75
Type Fluid in Hole	LIGNO
Dens. | Visc.	11.2 | 58
pH | Fluid Loss	9.8 | 4.4 ml
Source of Sample	CIRC
Rm @ Meas. Temp.	.79 @ 86 °F
Rmf @ Meas. Temp.	2.5 @ 54 °F
Rmc @ Meas. Temp.	2.64 @ 62 °F
Source: Rmf | Rmc	M | M
Rm @ BHT	.53 @ 128 °F
TIME Circulation Stopped	12/24 1300
TIME Logger on Bottom	12/24 2100
Max. Rec. Temp.	128 °F
Equip. | Location	8126 | SAC
Recorded By	ANDERSEN
Witnessed By	WEST ANDERSON

FOLD HERE The well name, location and borehole reference data were furnished by the customer.

RUN NO.	2			
Service Order No.	135789			
Fluid Level	FULL			
Salinity, PPM CL.	—			
Speed - F.P.M.	100			
EQUIPMENT DATA				
Ind. Panel	282			
Ind. Cartridge	47			
Ind. Sonde	35			
Memorizer Panel	—			
Sonic Panel	443			
Sonic Cartridge	592			
Sonic Sonde	347			
Oscil. Panel	—			
G.R. Panel	—			
G.R. Cartridge	—			
Caliper	1237			
TTR No.	—			
CALIBRATION DATA				
Sonde Error	ILM 7.41	ILD 4.88		
SBR	/			
Corrected - Depth	.			
G.R. Background	—			
G.R. CPS	—			
Time Constant	—			

SCALE CHANGES

Type Log	Depth	Scale Up Hole	Scale Down Hole

REMARKS:

LOGGING DATA					
G.R. Scale					
G.R. T.C.					
Sonde Error	ILM 7.41	ILD 4.88			
SBR	1				
LSS (check if run)	—				

All interpretations are opinions based on inferences from electrical or other measurements and we cannot, and do not guarantee the accuracy or correctness of any interpretations, and we shall not, except in the case of gross or willful negligence on our part, be liable or responsible for any loss, costs, damages or expenses incurred or sustained by anyone resulting from any interpretation made by any of our officers, agents or employees. These interpretations are also subject to our General Terms and Conditions as set out in our current Price Schedule.

SPONTANEOUS-POTENTIAL

− |10| + MILLIVOLTS

RESISTIVITY OHMS. M² M

DEEP INDUCTION

R ILD

0 30

0 300

FOCUSED RESISTIVITY

R SFL. AV

0 30

0 300

AMP. FOCUSED RESISTIVITY

R SFL. AV

0 6

INTERVAL TRANSIT TIME

MICROSECONDS PER FOOT

ΔT

T 3' R₁ 2' R₂

PARAMETERS

NAME	UNIT	VALUE	NAME	UNIT	VALUE	NAME	UNIT	VALUE
CDTS		100.0	BS	INCH	8.750	RW	OHMM	1.000
DSEC	MM/M	4.000	DTF	US/F	189.0	DTM	US/F	56.00
MSEC	MM/M	7.410	SBR	OHMM	1.000			
BO		0.0	BHS		OPEN	FPHI		SPHI

CALI(IN) 6.000 16.00 SP (MV) -100.0 0.0		ILD (OHMM) 0.0 30.00 SFLA(OHMM) 0.0 6.000 SFLA(OHMM) 0.0 30.00	DT (US/F) 150.0 50.00 CILD(MM/M) 1000. 0.0

FILE

3

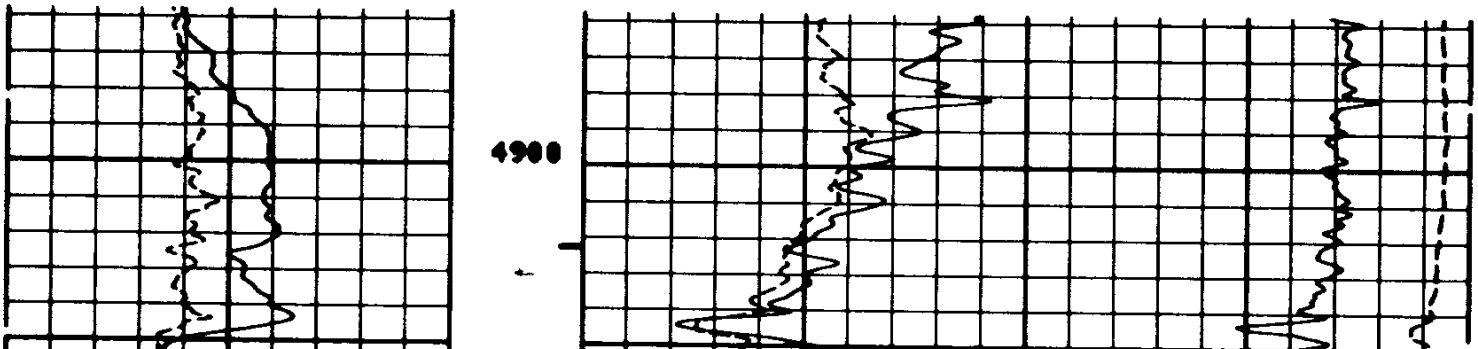

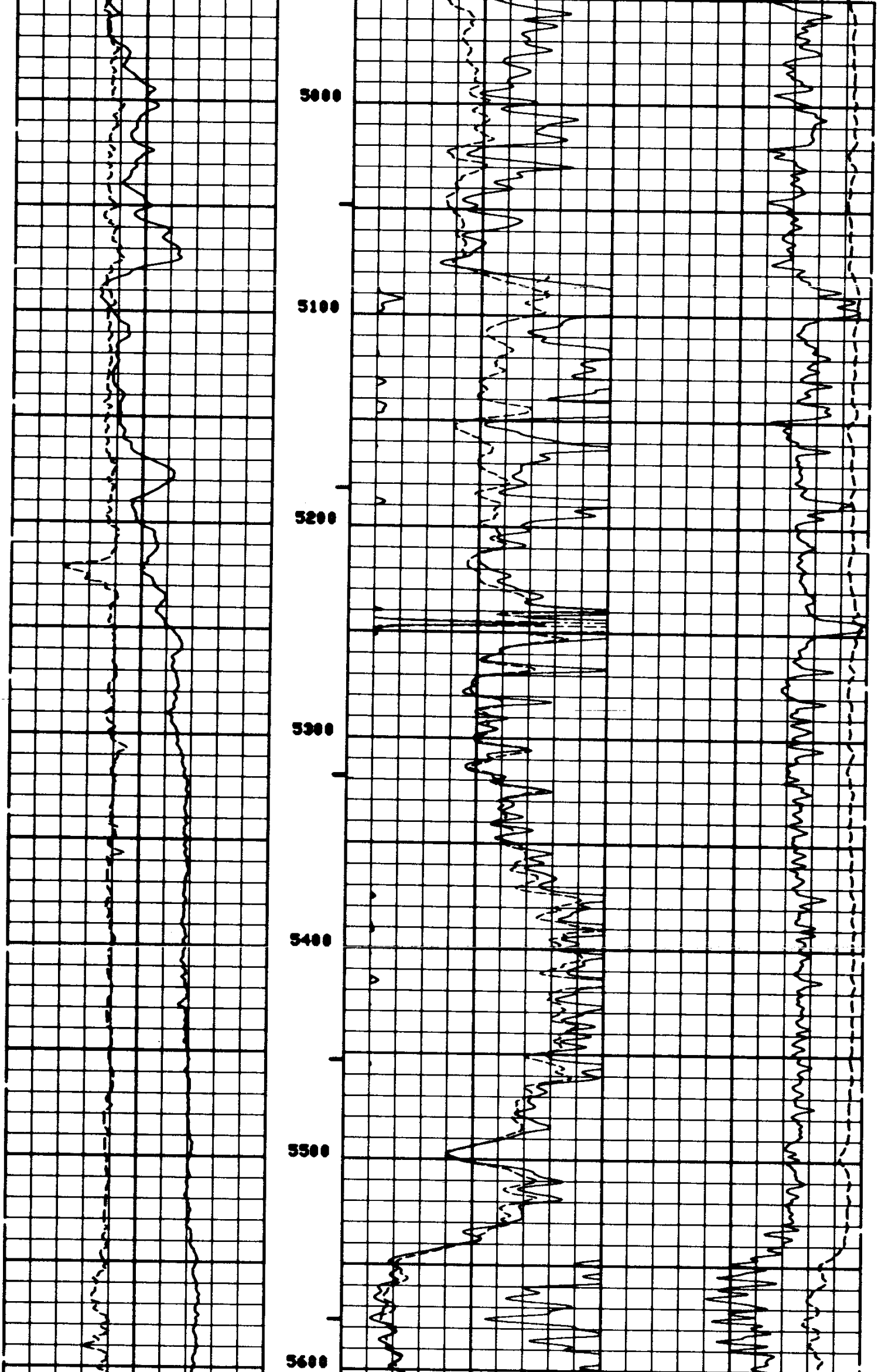

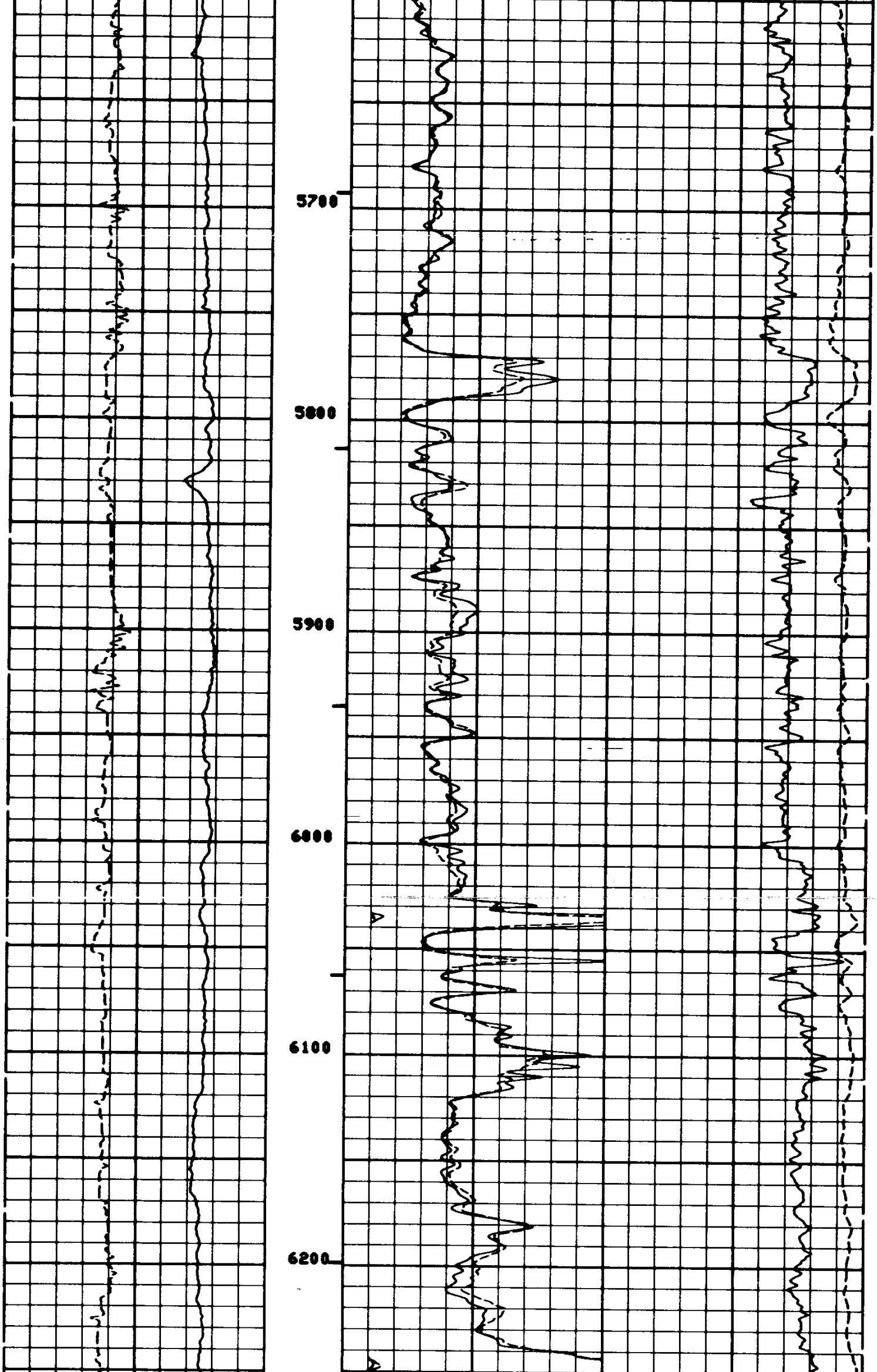

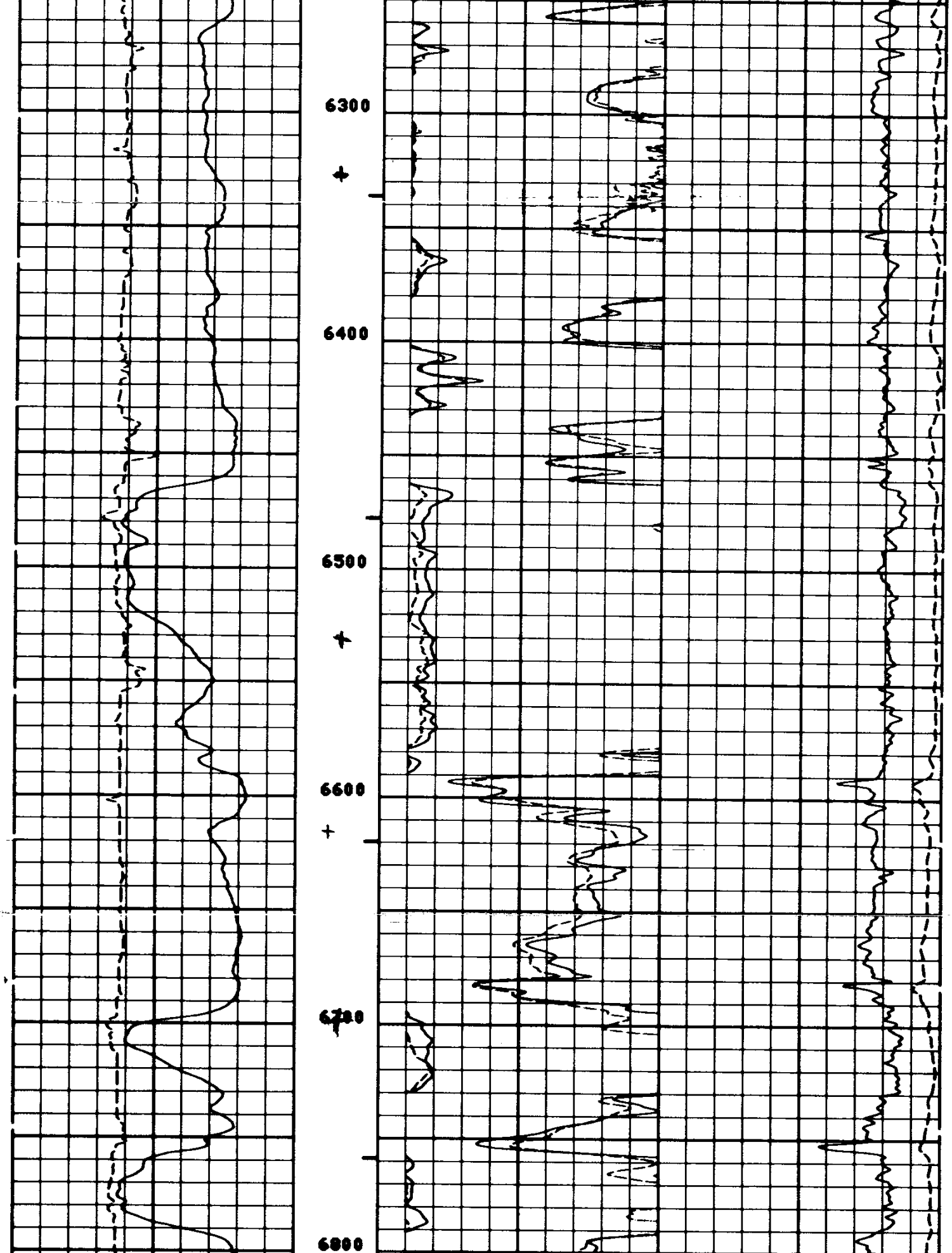

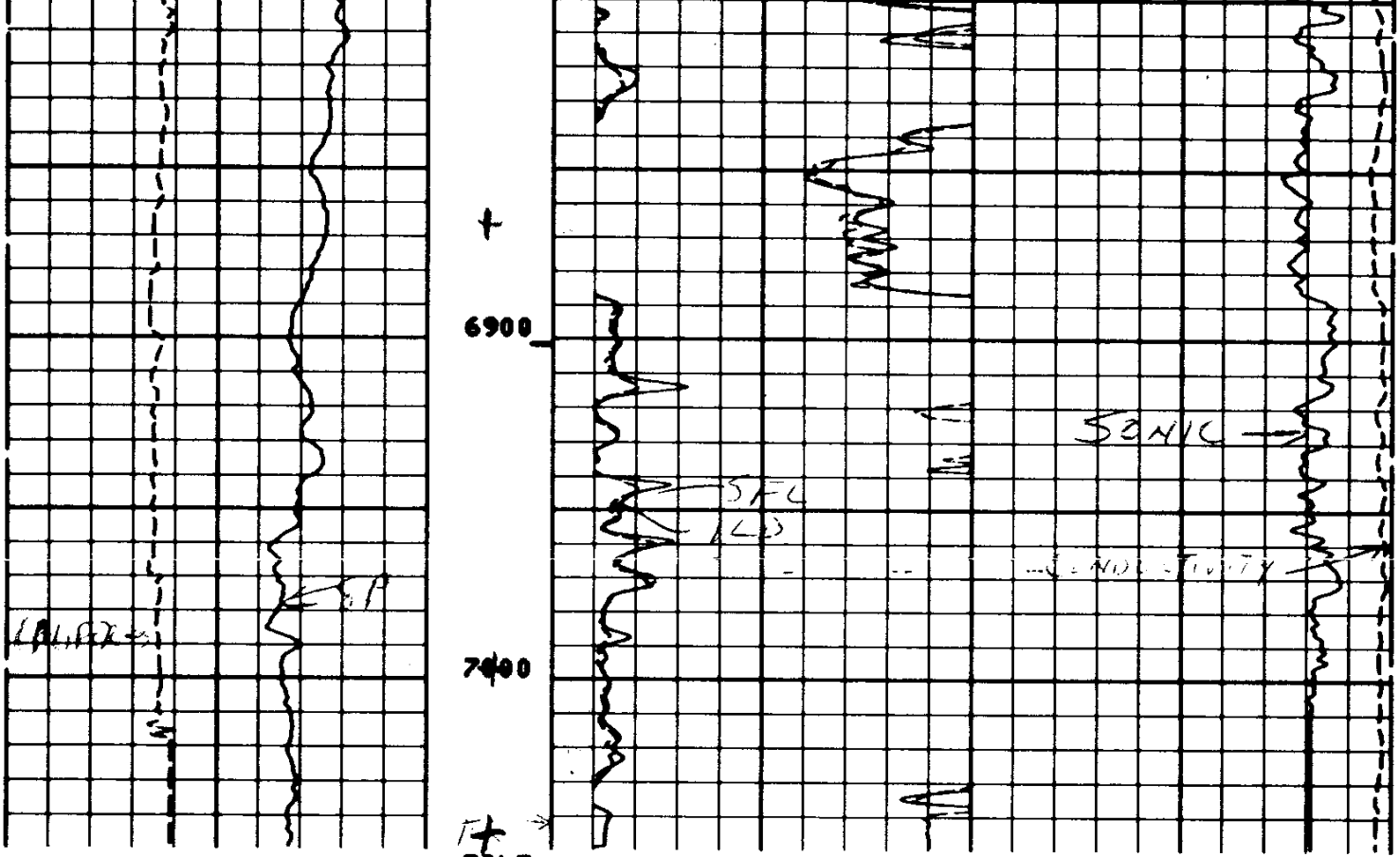

FILE

3

		ILD (OHMM)	
		0.0 30.00	
CALI(IN)		SFLA(OHMM)	DT (US/F)
6.000 16.00		0.0 6.000	150.0 50.00
SP (MV)		SFLA(OHMM)	CILD(MM/M)
-100.0 0.0		0.0 30.00	1000. 0.0

PARAMETERS

NAME	UNIT	VALUE	NAME	UNIT	VALUE	NAME	UNIT	VALUE
CDTS		100.0	BS	INCH	8.750	RW	OHMM	1.000
BSEC	MM/M	4.000	DTF	US/F	189.0	DTM	US/F	56.00
MSEC	MM/M	7.410	SBR	OHMM	1.000			
DO		0.0	BHS		OPEN	FPHI		SPHI

PARAMETERS

NAME	UNIT	VALUE	NAME	UNIT	VALUE	NAME	UNIT	VALUE

CDTS		100.0	BS	INCH	8.750	RW	OHMM	1.000
DSEC	MM/M	4.880	DTF	US/F	189.0	DTM	US/F	56.00
MSEC	MM/M	7.410	SBR	OHMM	1.000			
DO		0.0	BHS		OPEN	FPHI		SPHI

RWA (OHMM)
0.0 3.000
CALI(IN)
6.000 16.00
SP (MV)
-100.0 0.0

DT (US/F)
150.0 50.00
ILD (OHMM)
2.000 20000.
ILM (OHMM)
2.000 20000.
SFLU(OHMM)
2.000 20000.

FILE

3

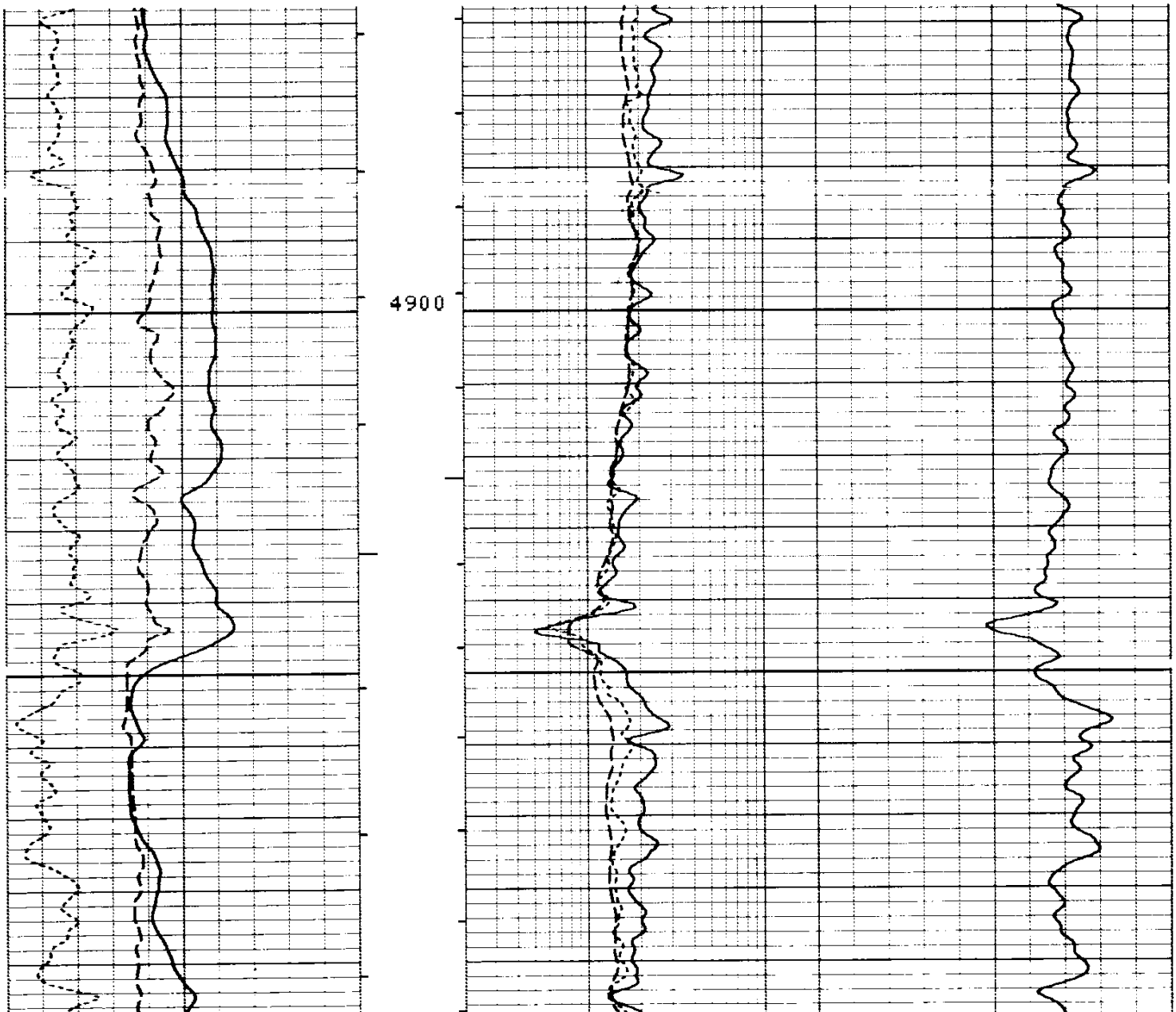

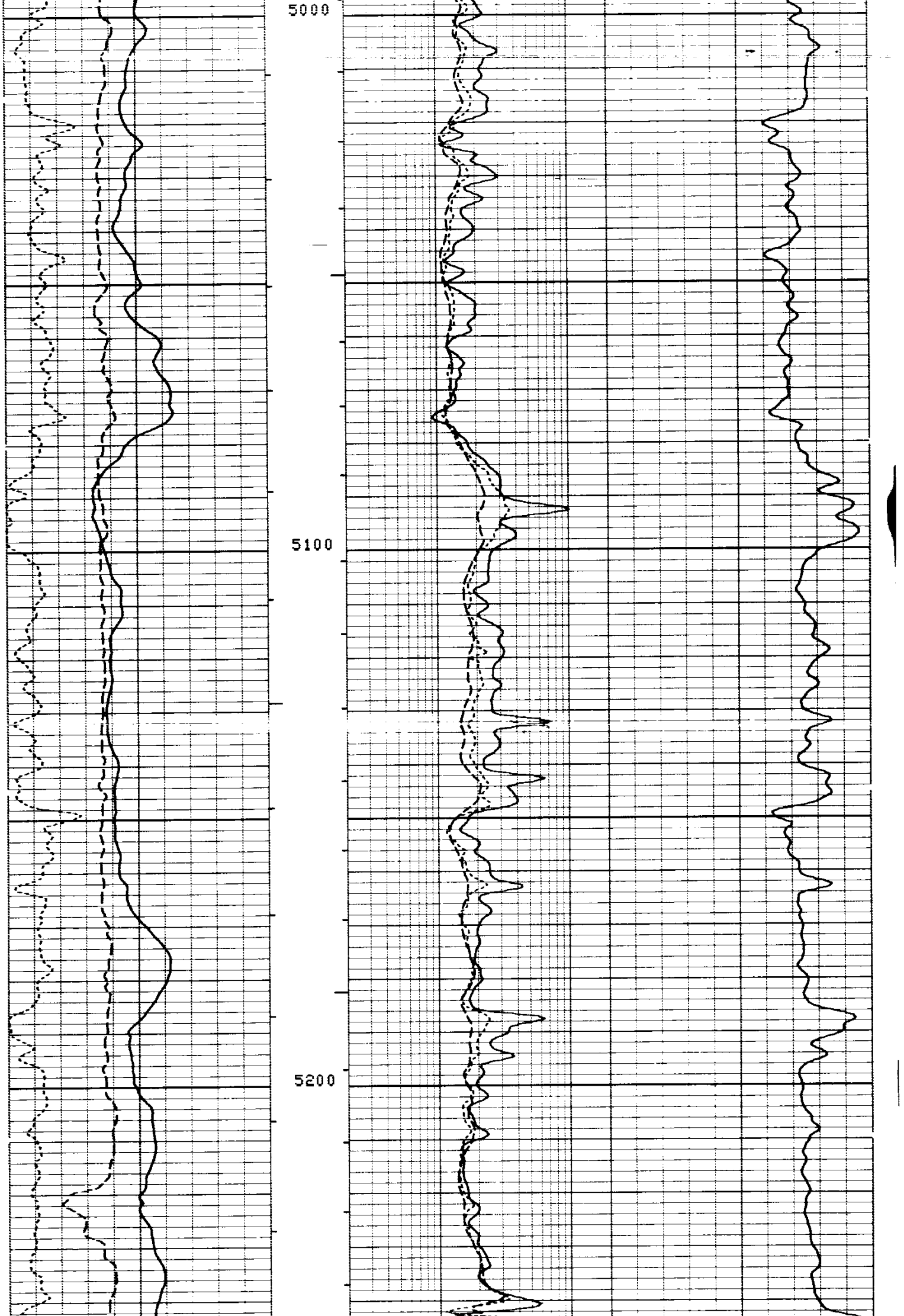

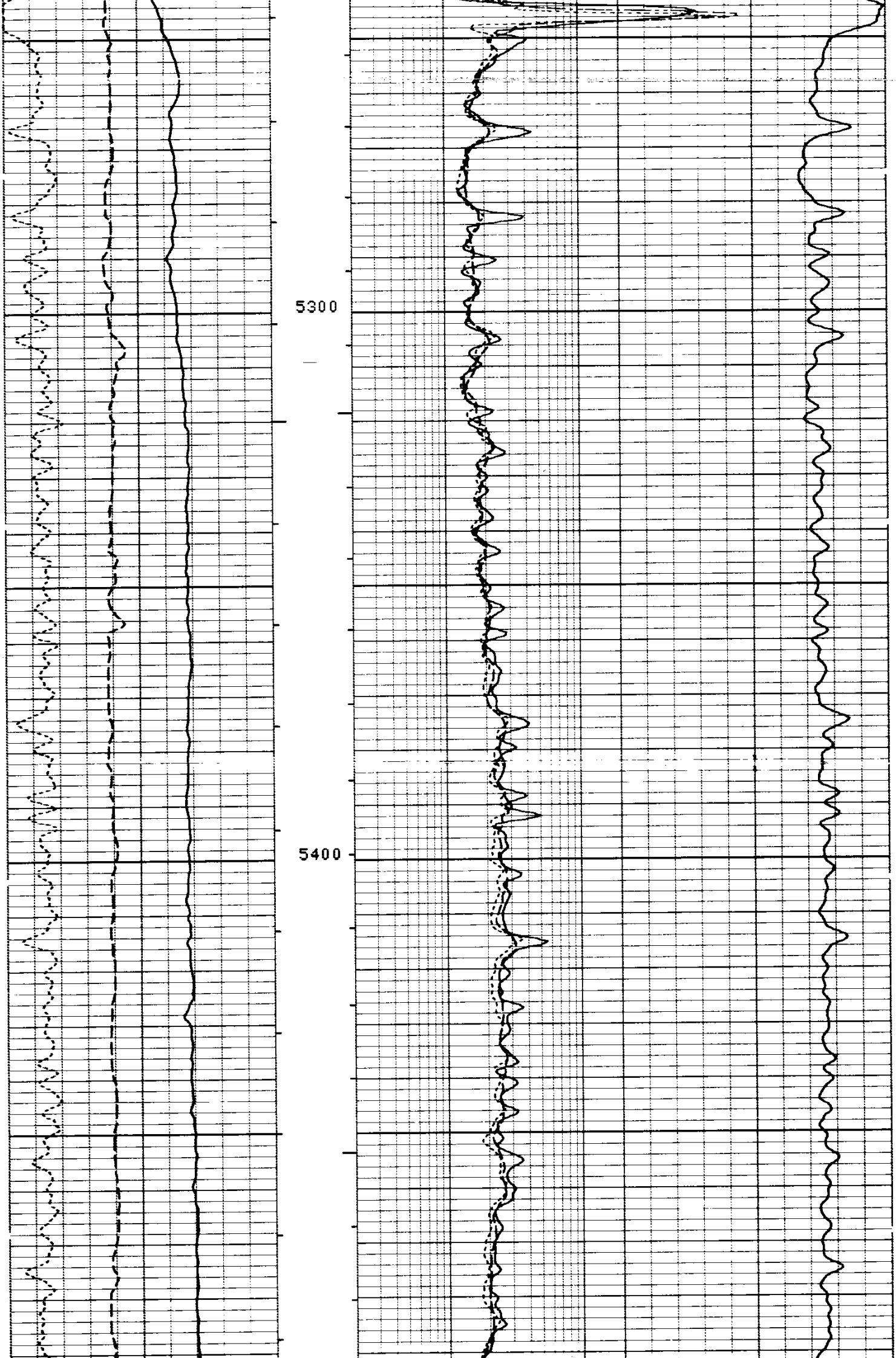

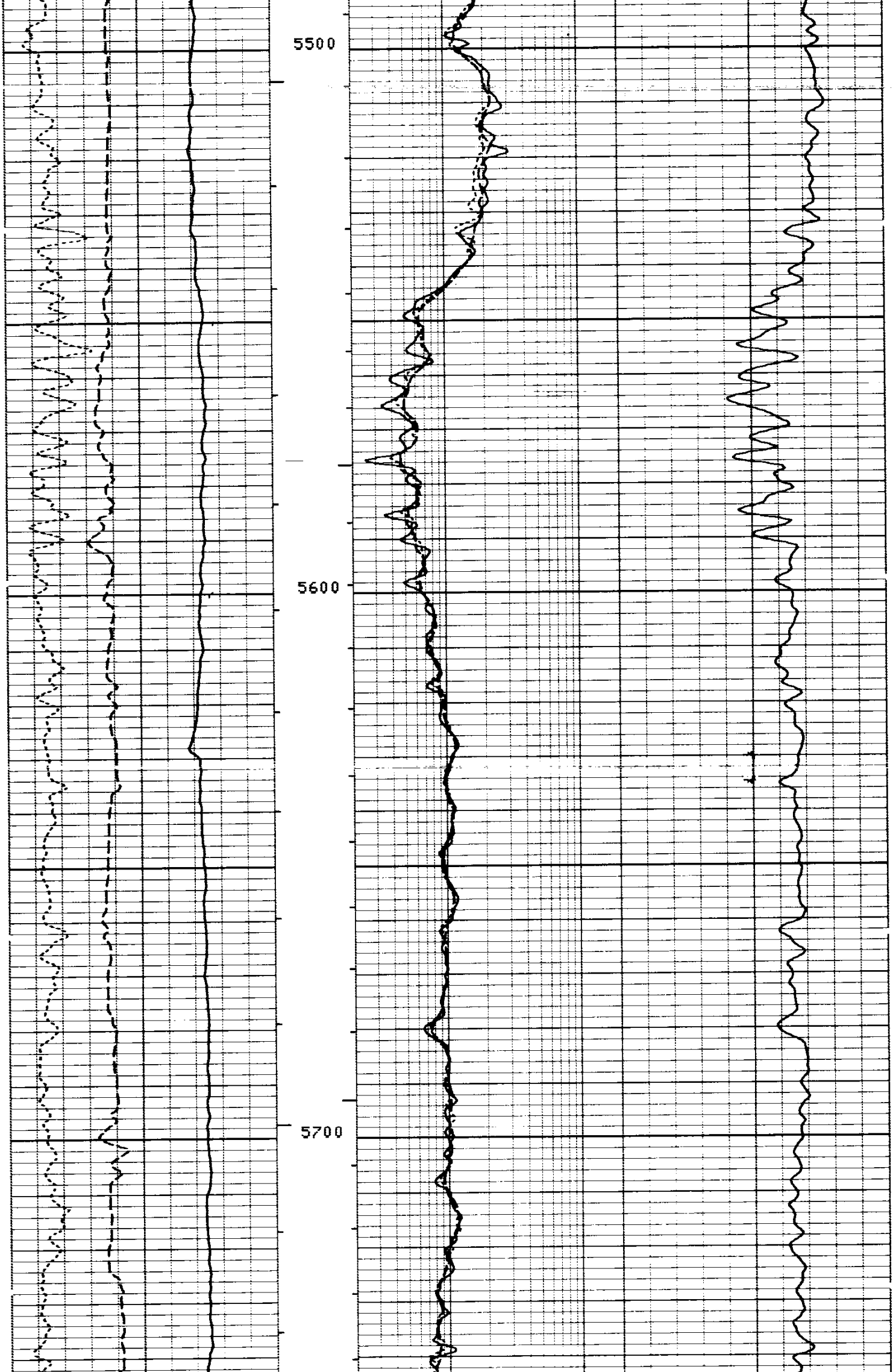

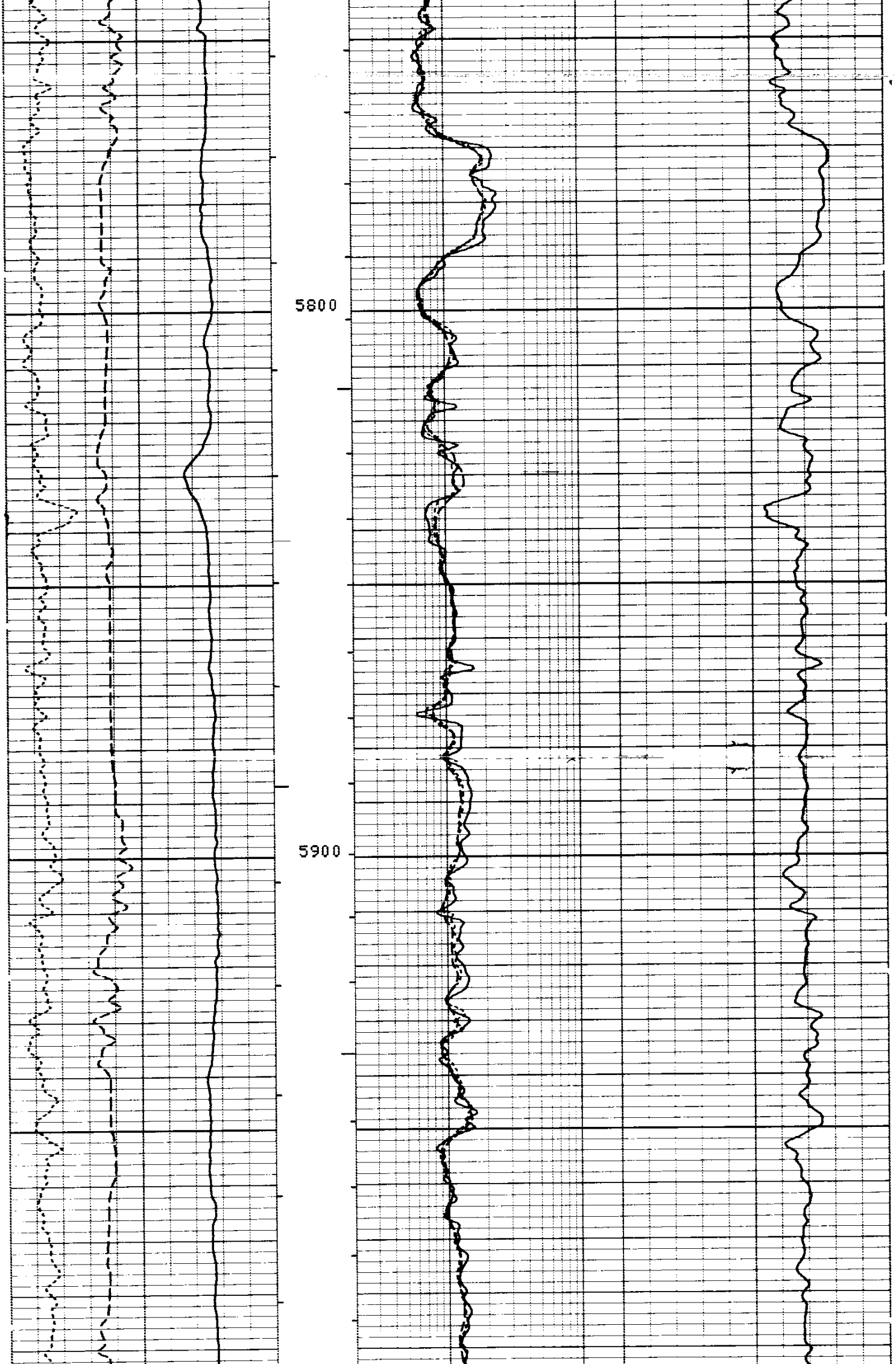

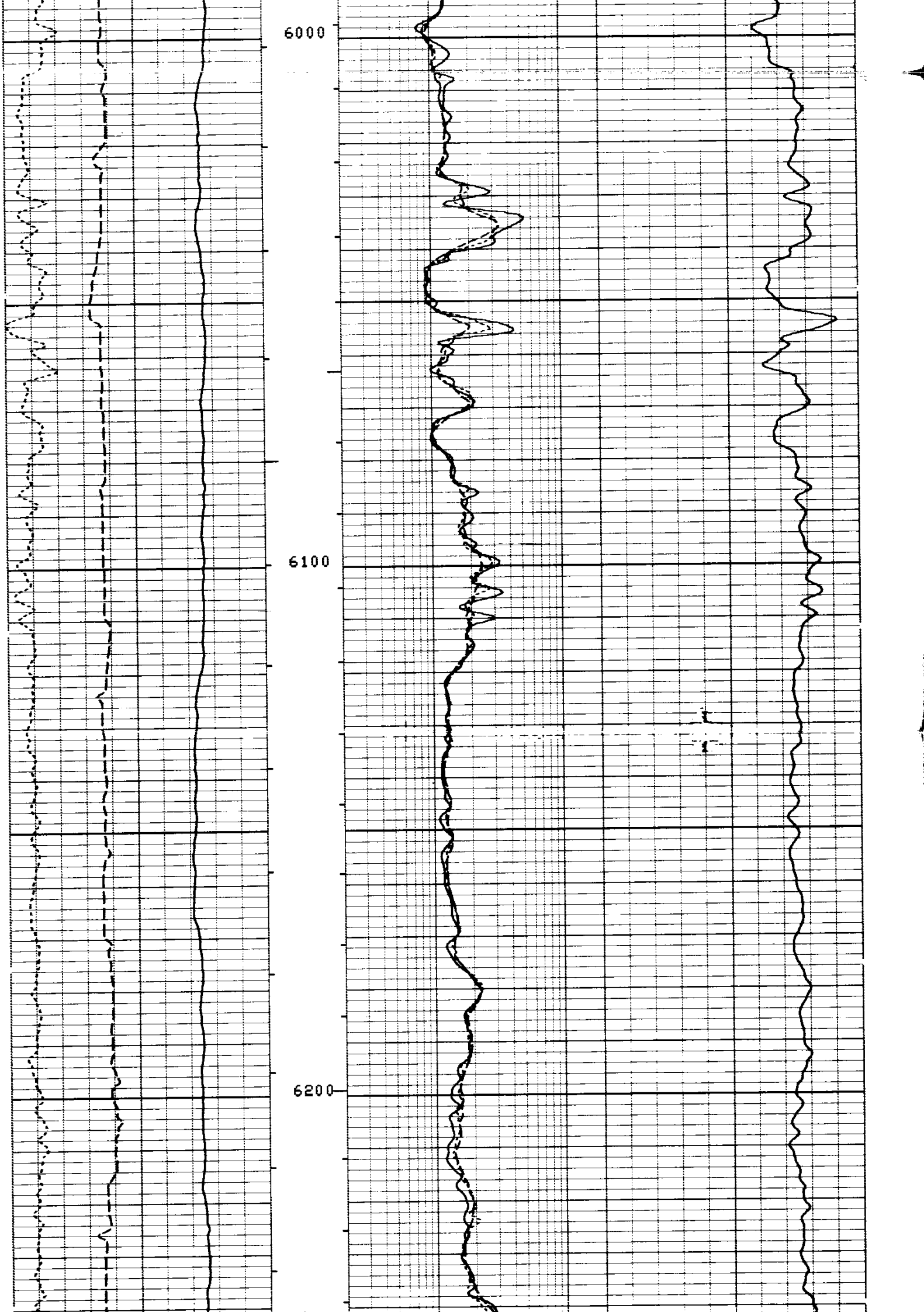

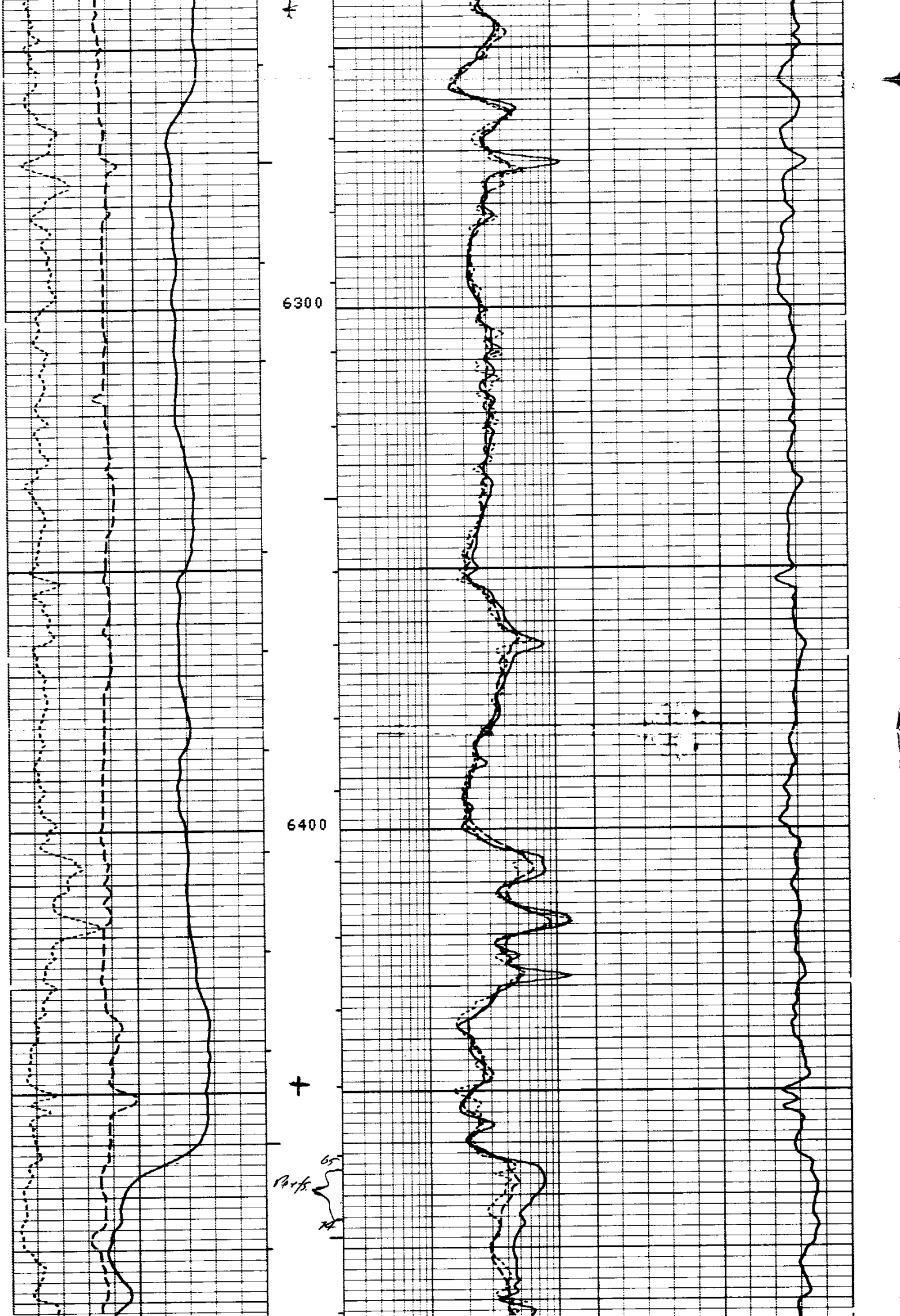

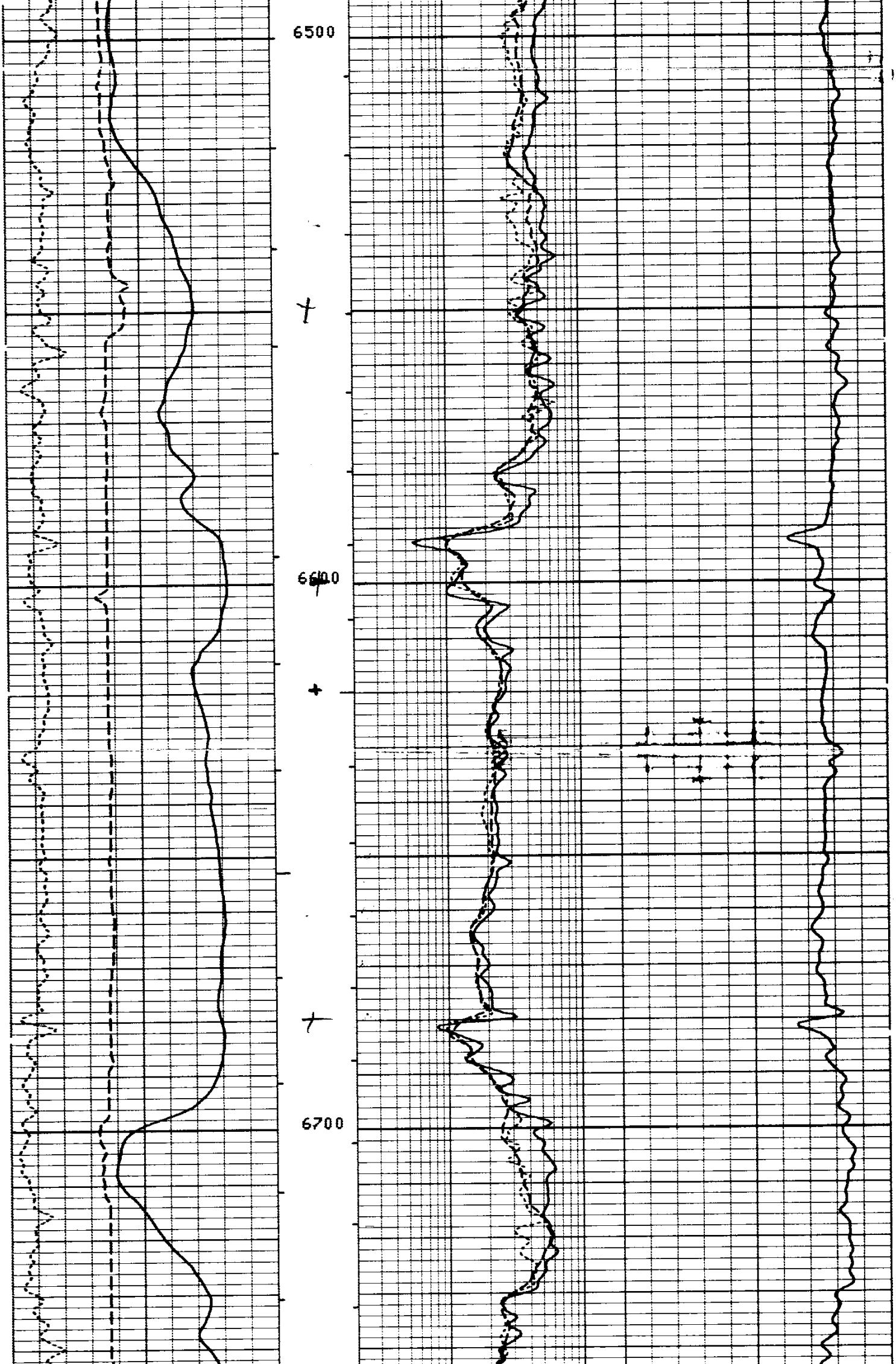

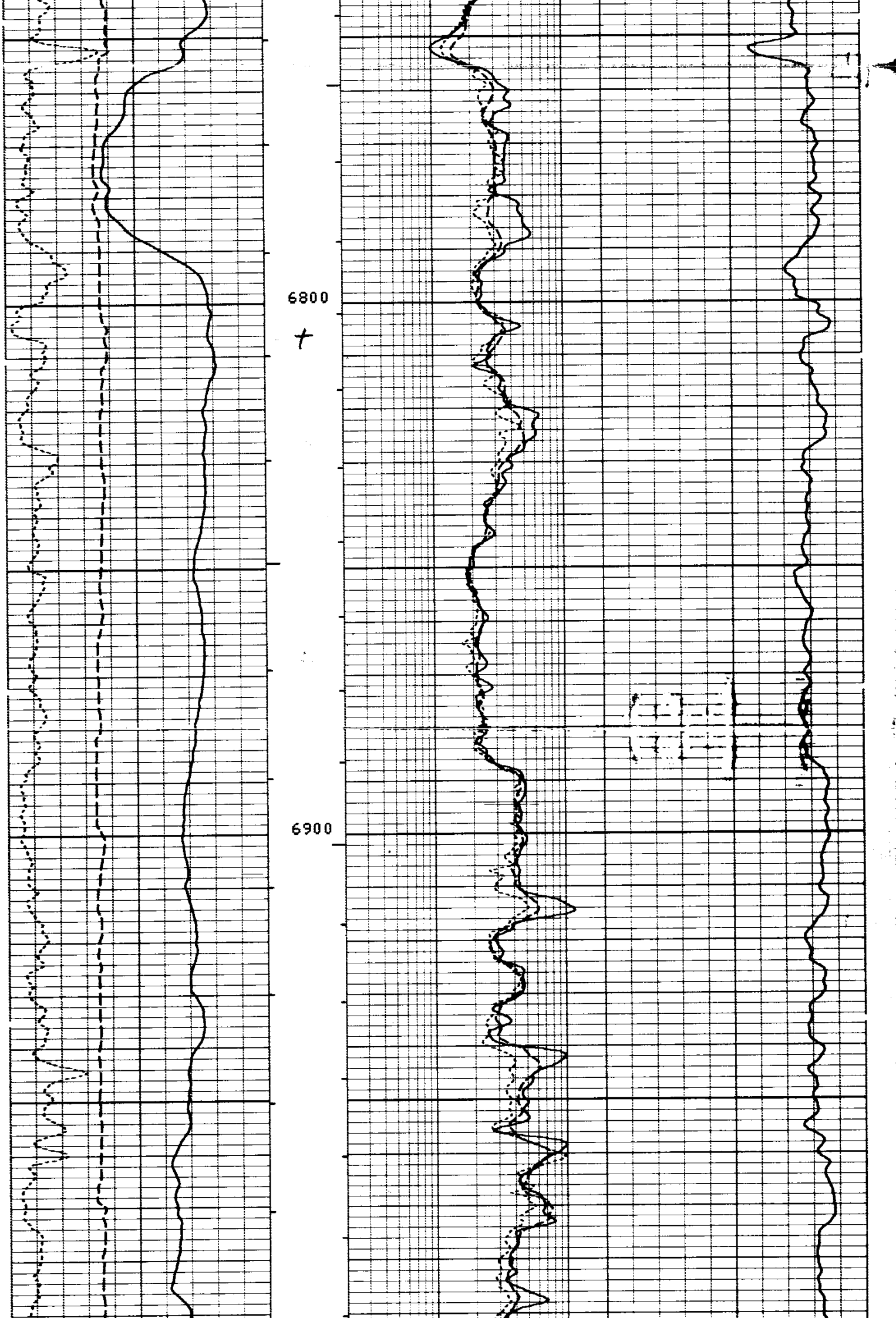

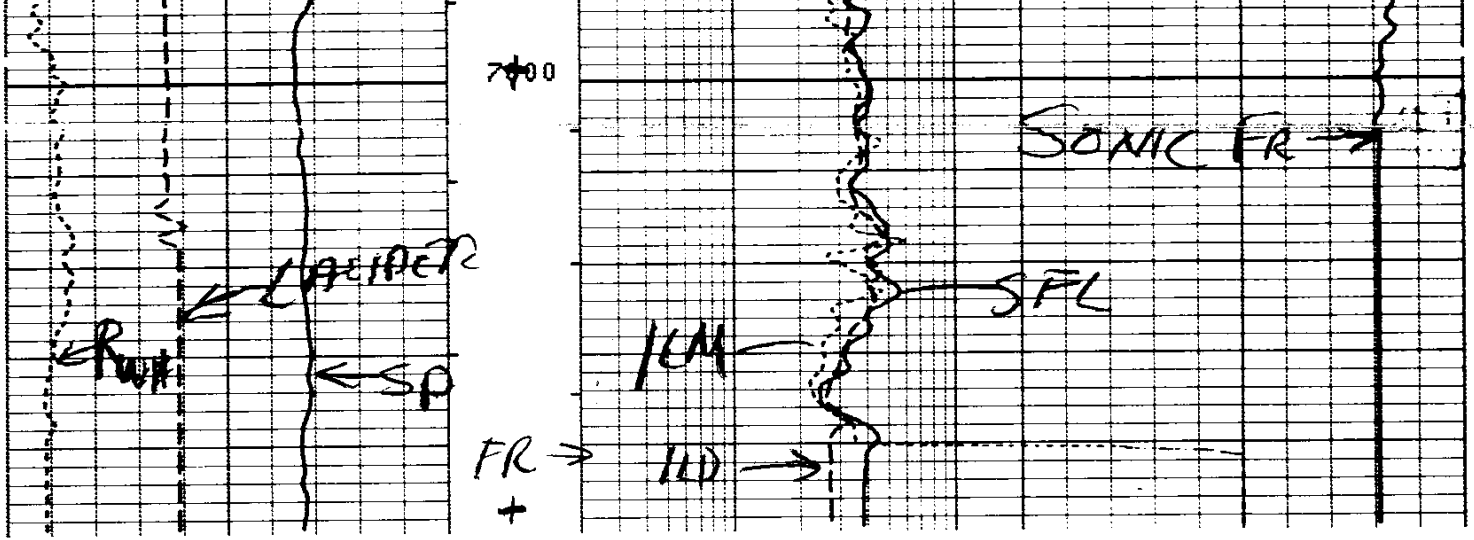

FILE

3

RWA (OHMM)	0.0	3.000
CALI(IN)	6.000	16.00
SP (MV)	-100.0	0.0

DT (US/F)	150.0	50.00
ILD (OHMM)	2.000	20000.
ILM (OHMM)	2.000	20000.
SFLU(OHMM)	2.000	20000.

PARAMETERS

NAME	UNIT	VALUE	NAME	UNIT	VALUE	NAME	UNIT	VALUE
CDTS		100.0	BS	INCH	8.750	RW	OHMM	1.000
DSEC	MM/M	4.880	DTF	US/F	189.0	DTM	US/F	[illegible].00
MSEC	MM/M	7.410	SBR	OHMM	1.000			
DO		0.0	BHS		OPEN	FPHI		SPHI

PARAMETERS

NAME	UNIT	VALUE	NAME	UNIT	VALUE	NAME	UNIT	VALUE
CDTS		100.0	BS	INCH	8.750	RW	OHMM	1.000
DSEC	MM/M	4.880	DTF	US/F	189.0	DTM	US/F	56.00
MSEC	MM/M	7.410	SBR	OHMM	1.000			
DO		0.0	BHS		OPEN	FPHI		SPHI

RWA (OHMM)	0.0	3.000
CALI(IN)	6.000	16.00
SP (MV)	-100.0	0.0

DT (US/F)	150.0	50.00
ILD (OHMM)	2.000	20000.
ILM (OHMM)	2.000	20000.
SFLU(OHMM)	2.000	20000.

FILE

11

FILE

11

	DT (US/F)	
	150.0	50.00
RWA (OHMM)	0.0	3.000
ILD (OHMM)	2.000	20000.
CALI(IN)	6.000	16.00
ILM (OHMM)	2.000	20000.
SP (MV)	-100.0	0.0
SFLU(OHMM)	2.000	20000.

PARAMETERS

NAME	UNIT	VALUE	NAME	UNIT	VALUE	NAME	UNIT	VALUE
CDTS		100.0	BS	INCH	8.750	RW	OHMM	1.000
DSEC	MM/M	4.880	DTF	US/F	189.0	DTM	US/F	56.00
MSEC	MM/M	7.410	SBR	OHMM	1.000			
DO		0.0	BHS		OPEN	FPHI		SPHI

PARAMETERS

NAME	UNIT	VALUE	NAME	UNIT	VALUE	NAME	UNIT	VALUE
CDTS		100.0	BS	INCH	8.750	RW	OHMM	1.000
DSEC	MM/M	4.880	DTF	US/F	189.0	DTM	US/F	56.00
MSEC	MM/M	7.410	SBR	OHMM	1.000			
DO		0.0	BHS		OPEN	FPHI		SPHI

	DT (US/F)	
	150.0	50.00
RWA (OHMM)	0.0	3.000
ILD (OHMM)	2.000	20000.
CALI(IN)	6.000	16.00
ILM (OHMM)	2.000	20000.
SP (MV)	-100.0	0.0
SFLU(OHMM)	2.000	20000.

FILE

9

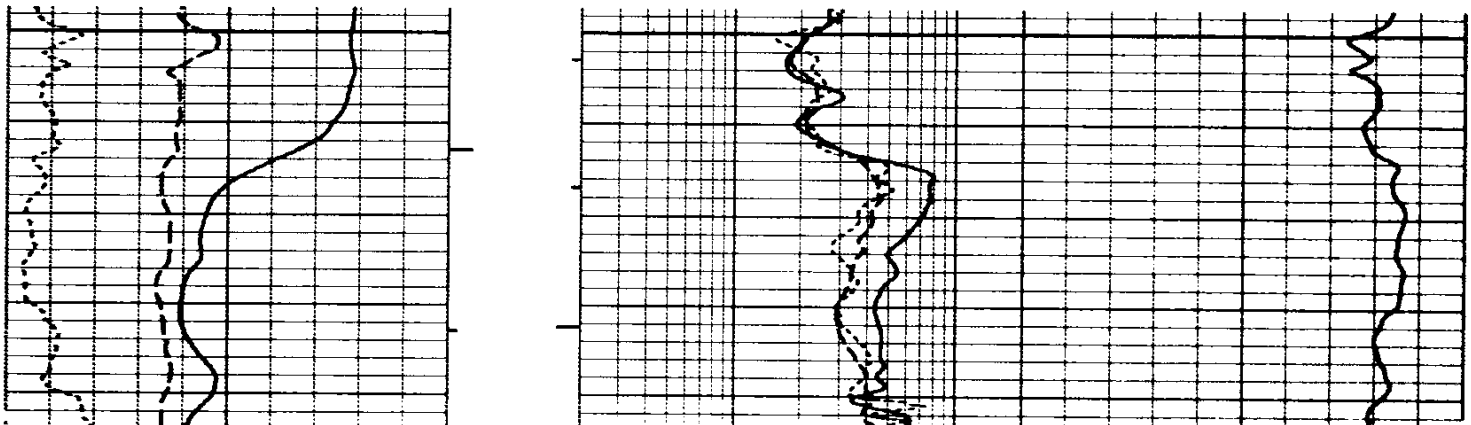

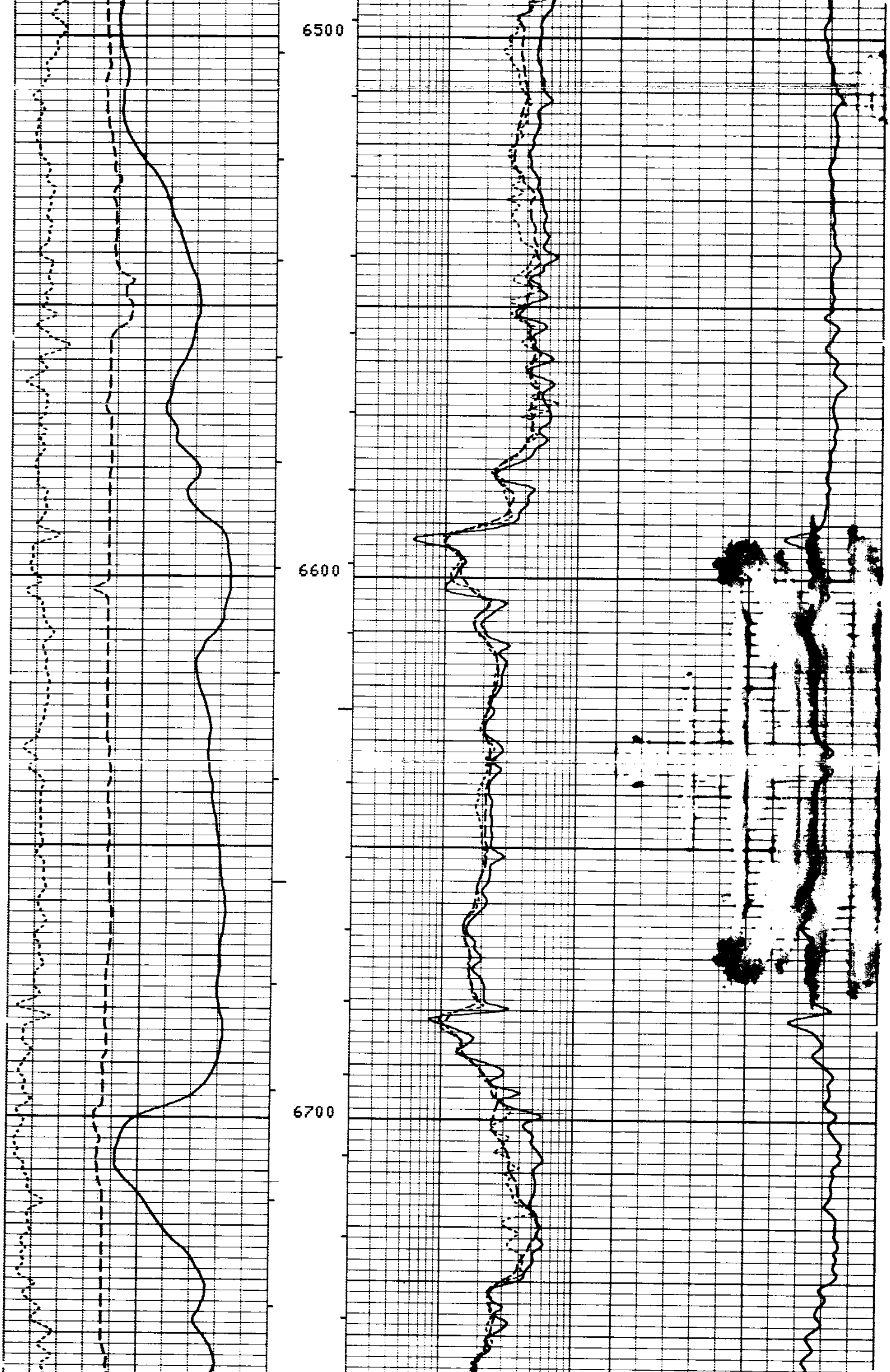

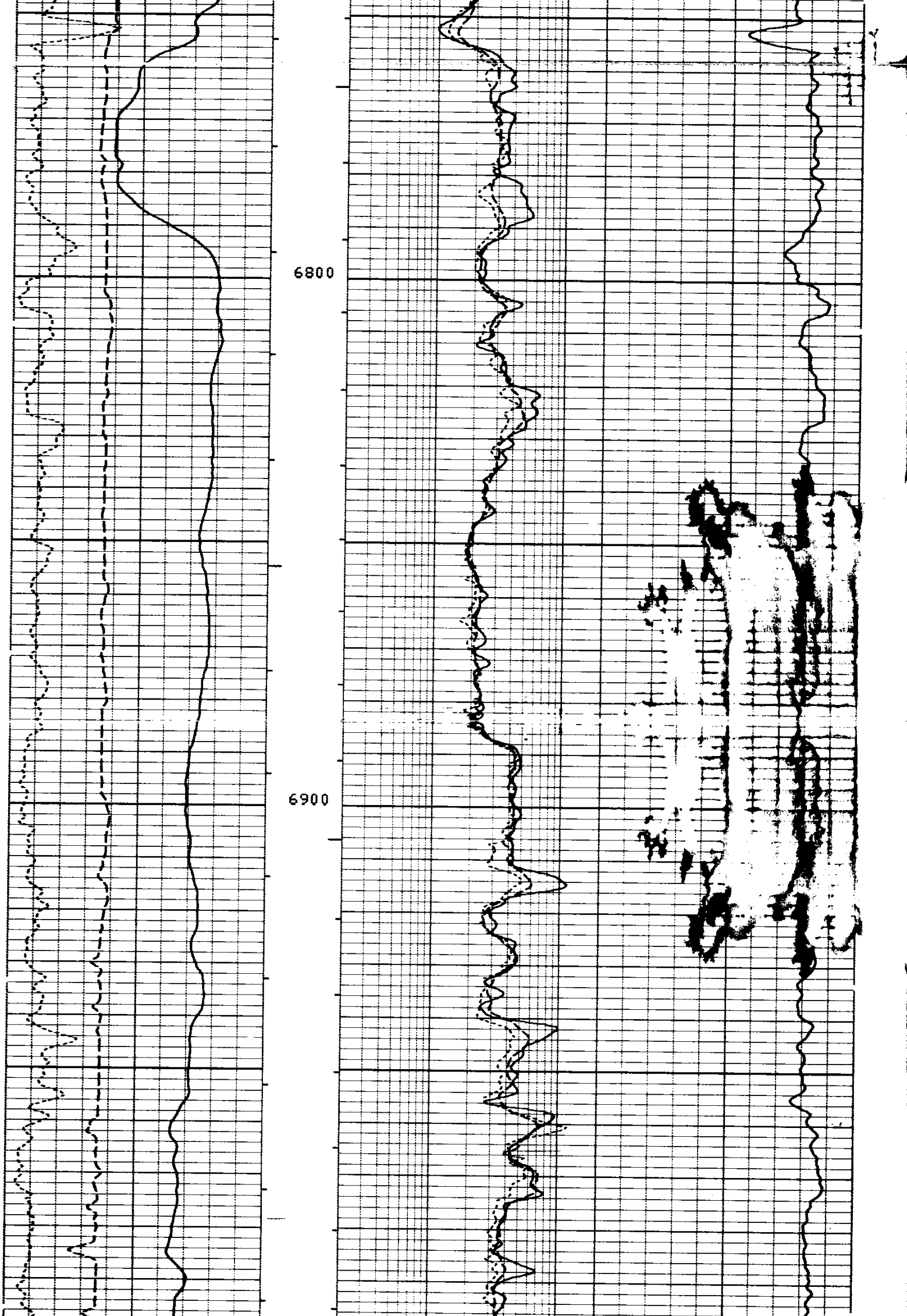

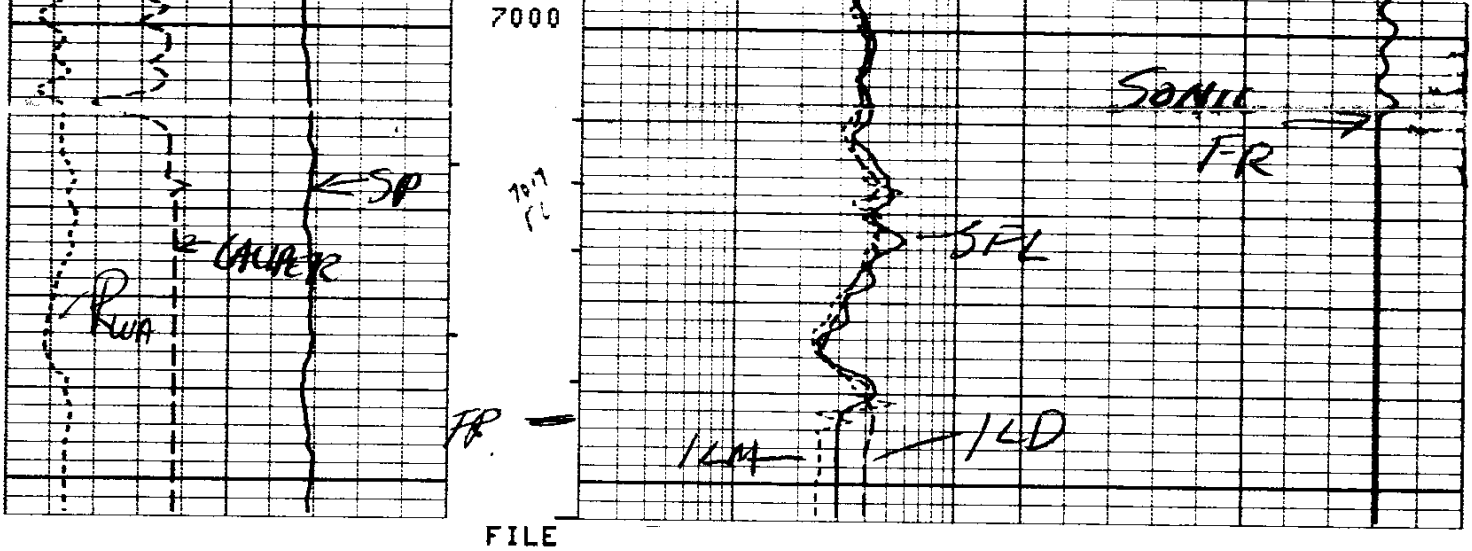

FILE

9

RWA (OHMM)		ILD (OHMM)	
0.0	3.000	2.000	20000.
CALI(IN)		ILM (OHMM)	
6.000	16.00	2.000	20000.
SP (MV)		SFLU(OHMM)	
-100.0	0.0	2.000	[illegible]

DT (US/F)	
150.0	50.00

PARAMETERS

NAME	UNIT	VALUE	NAME	UNIT	VALUE	NAME	UNIT	VALUE
CDTS		100.0	BS	INCH	8.750	RW	OHMM	[illegible]
DSEC	MM/M	4.880	DTF	US/F	189.0	DTM	US/F	56.00
MSEC	MM/M	7.410	SBR	OHMM	1.000	[illegible]	[illegible]	[illegible]
DO		0.0	BHS		OPEN	FPHI	[illegible]	[illegible]

BEFORE SURVEY CALIBRATION SUMMARY

PERFORMED: 80/12/24
PROGRAM FILE: ISN (VERSION 18.2 80/ 4/29)

DITD ELECTRONICS CALIBRATION SUMMARY

	MEASURED		CALIBRATED		
	ZERO	PLUS	ZERO	PLUS	UNITS
ILD	4.2	582.8	0.0	499.8	MM/M
ILM	0.8	613.4	0.0	499.9	MM/M
SFL	-5.1	536.5	0.0	499.9	MM/M

ILM SONDE ERROR CORRECTION : 7.4 MM/M
ILD SONDE ERROR CORRECTION : 4.8 MM/M

MCDB CALIPER CALIBRATION SUMMARY

	MEASURED		CALIBRATED		
	SMALL	LARGE	SMALL	LARGE	UNITS
CALI	4.3	10.8	6.0	12.0	IN

FILE

```
                              8

              AFTER SURVEY TOOL CHECK SUMMARY


    PERFORMED:      80/12/24
    PROGRAM FILE: ISM    (VERSION    10.2     80/ 4/29)

   DITD                       TOOL  CHECK

                      ZERO                              PLUS
            BEFORE           AFTER            BEFORE       AFTER       UNITS
     ILD      0.0             -0.0            499.0        405.4       MM/M
     ILM      0.0              0.1            499.9        404.3       MM/M
     SFL      0.0              0.2            499.9        496.2       MM/M

   ILM  SONDE ERROR CORRECTION :              7.4    MM/M
   ILD  SONDE ERROR CORRECTION :              4.0    MM/M
                             FILE

                               5


                     SHOP SUMMARY


    PERFORMED:      80/12/17
    PROGRAM FILE: SHOP   (VERSION    10.2     80/ 4/29)

   DITD                  ELECTRONICS CALIBRATION SUMMARY

                    ELECTRONICS CALIBRATION              SONDE
                 MEASURED            CALIBRATED          ERROR
               ZERO     PLUS     ZERO       PLUS         CORR.      TEST
                                                                    LOOP        UNITS
     ILD       2.5      607.2    0.0        499.0        4.00       406.3       MM/M
     ILM       2.4      614.5    0.0        500.0        7.41       489.0       MM/M

                         (IS:35    , IC:47    )
```