Schlumberger

REPEAT FORMATION TESTER

COUNTY CROOK
FIELD LOGAN BUTTE
LOCATION 17-19S-20E
WELL LOGAN BUTTE UNIT 17 NO.1
COMPANY TEXACO, INC.

COMPANY TEXACO, INC.

WELL ~~LOGAN BUTTE~~ UNIT 17 ~~NO.~~1 WELL 17-01

FIELD LOGAN BUTTE

COUNTY CROOK STATE OREGON

LOCATION 1670'SOUTH & 251'EAST FROM THE NORTH QUARTER CORNER

API SERIAL NO	SEC.	TWP	RANGE
	17	19S	20E

Other Services:
DIL
HDT
BHC
FDC/CNL/GR

Permanent Datum: GL ; Elev.: 5100
Log Measured From KB 12 Ft. Above Perm. Datum
Drilling Measured From KB

Elev.: K.B. 5112
D.F. --
G.L. 5100

Date	2-7-81			
Run No.	ONE			
Test No's.	2		RECEIVED	
Type Fluid in Hole	GEL			
Dens. | Visc.	10.2	46	MAR 25 1981	
pH | Fluid Loss	10.0	7.9		
Source of Sample	FLOWLINE		DEPT OF GE[illegible]	
Rm @ Meas. Temp.	4.87 @	59 °F	@	°F
Rmf @ Meas. Temp.	- @	°F	@	°F
Rmc @ Meas. Temp.	- @	°F	@	°F
Source: Rmf | Rmc	-			
Rm @ BHT	3.65 @	81 °F	@	°F
TIME Circulation Stopped	2200	2-6-81		
TIME Logger on Bottom	0400			
Max. Rec. Temp.		81 °F		°F
Recorded By	LINDGREN			
Witnessed By	SLATE			

Run No.	BORE-HOLE RECORD			CASING RECORD			
	Bit	From	To	Size	Wgt.	From	To
	8½"	TD	CSG	9⅝"	-	0	2000

HERE

The well name, location and borehole reference data were furnished by the customer.

No.	ONE	
rating rig time	2 HOURS	
ging Truck No.	8216	
Truck No.	1846	
Engineer	LINDGREN.	
Operator	PAYNE	
tion	SACRAMENTO	

EQUIPMENT DATA		
Run No.	ONE	
RFP No.	32	
RPP No.	32	
RVP No.	32	
RFM No.	-	
RFC No.	-	

ARKS:

RECORDED
TESTER POSITION

Test No. 1&2

PARAMETERS

NAME	UNIT	VALUE	NAME	UNIT	VALUE	NAME	UNIT	VALUE
FPHI		PHIX	FLD		1.000	BS	INCH	8.500
DO		0.0	BHS		OPEN			

PRES(PSI)
0.0 10000.
GR (GAPI)
0.0 150.0

ZERO( )
10.00 -10.00

ZERO( )
10.00 -10.00

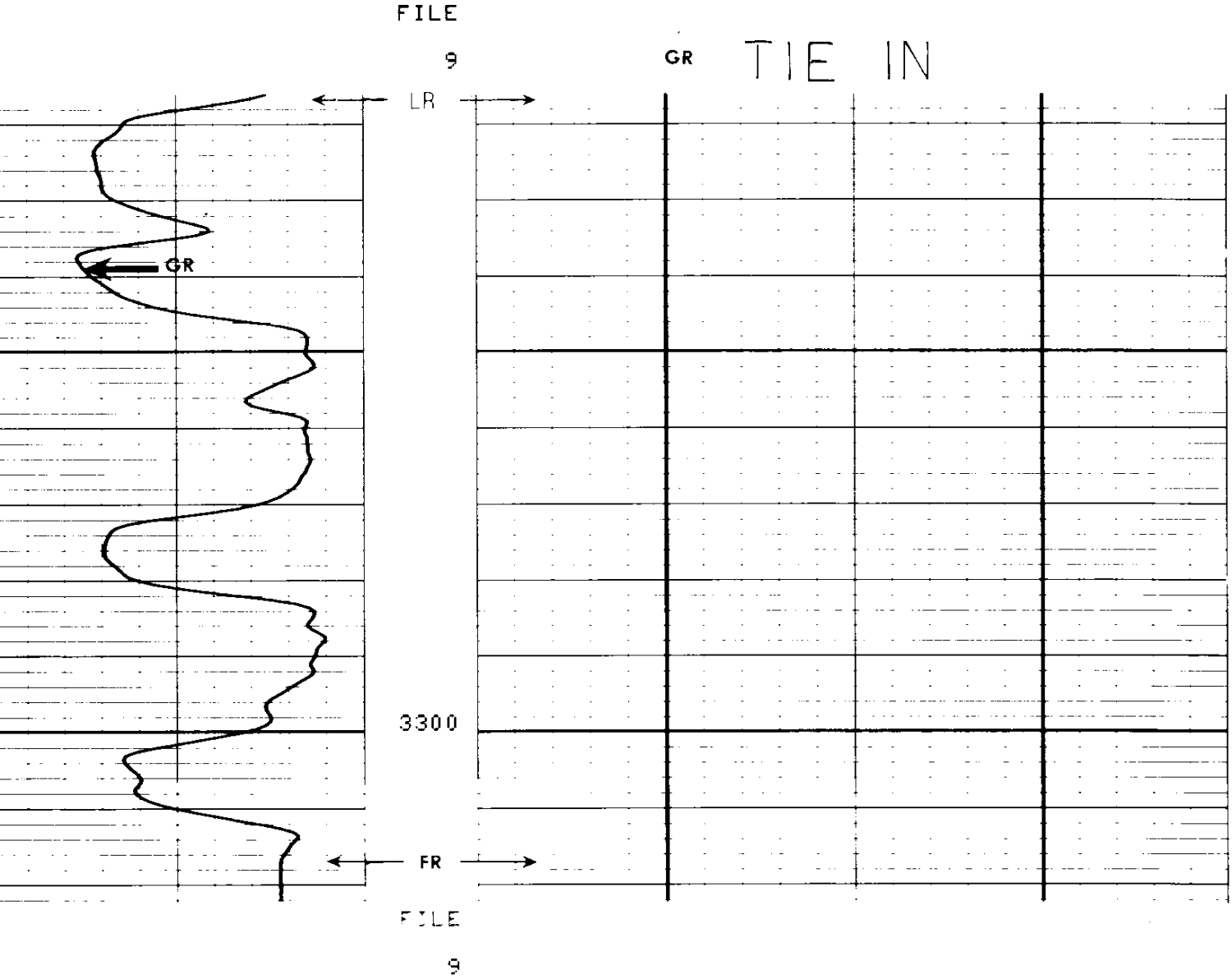

GR (GAPI)
0.0 150.0

ZERO( )
10.00 -10.00

ZERO( )
10.00 -10.00

PARAMETERS

NAME	UNIT	VALUE	NAME	UNIT	VALUE	NAME	UNIT	VALUE
FPHI		PHIX	FLD		1.000	BS	INCH	8.500
DO		0.0	BHS		OPEN			

PARAMETERS

NAME	UNIT	VALUE	NAME	UNIT	VALUE	NAME	UNIT	VALUE
DO		0.0	BHS		OPEN	FPHI		PHIX
FLD		1.000	BS	INCH	8.500			

PRES(PSI)			ZERO( )		ZERO( )	
0.0	10000.		10.00	-10.00	10.00	-10.00

10

FILE





10

FILE

GR (GAPI)			ZERO( )		ZERO( )	
0.0	150.0		10.00	-10.00	10.00	-10.00
PRES(PSI)						
0.0	10000.					

PARAMETERS

NAME	UNIT	VALUE	NAME	UNIT	VALUE	NAME	UNIT	VALUE
DO		0.0	BHS		OPEN	FPHI		PHIX
FLD		1.000	BS	INCH	8.500			

PARAMETERS

NAME	UNIT	VALUE	NAME	UNIT	VALUE	NAME	UNIT	VALUE
DD		0.0	BHS		OPEN	FPHI		PHIX
FLD		1.000	BS	INCH	8.500			

PRES(PSI)		ZERO( )		ZERO( )	
0.0	10000.	10.00	-10.00	10.00	-10.00

11

FILE



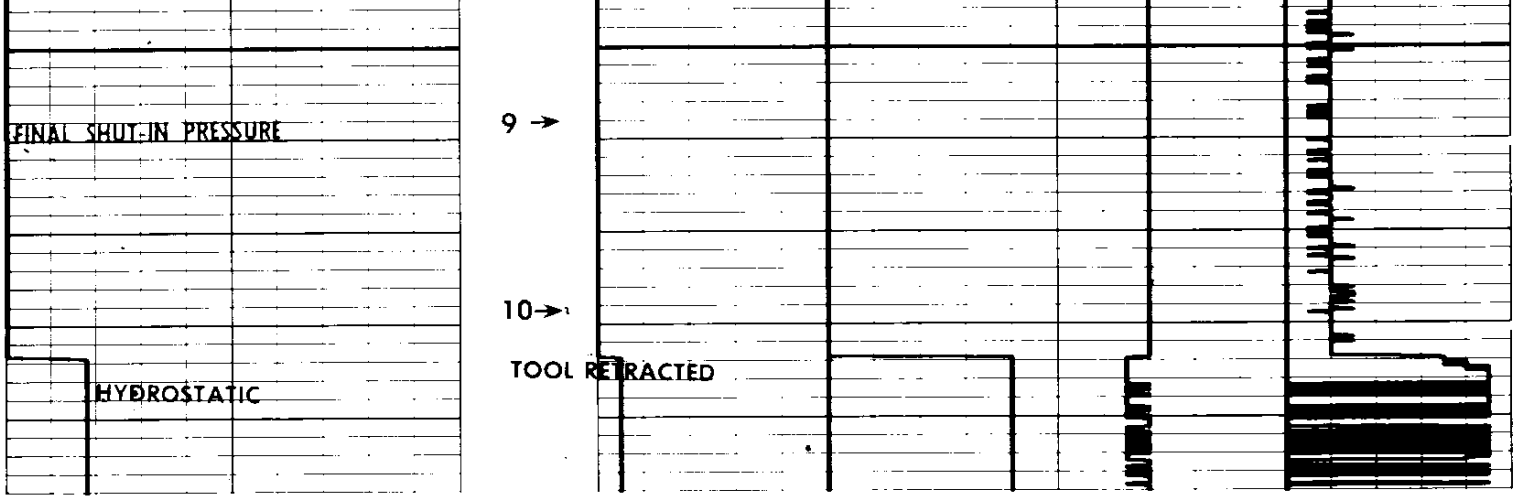

11

FILE

GR (GAPI)		ZERO( )		ZERO( )	
0.0	150.0	10.00	-10.00	10.00	-10.00
PRES(PSI)					
0.0	10000.				

PARAMETERS

NAME	UNIT	VALUE	NAME	UNIT	VALUE	NAME	UNIT	VALUE
DO		0.0	BHS		OPEN	FPHI		PHIX
FLD		1.000	BS	INCH	8.500			

PARAMETERS

NAME	UNIT	VALUE	NAME	UNIT	VALUE	NAME	UNIT	VALUE
DO		0.0	BHS		OPEN	FPHI		PHIX
FLD		1.000	BS	INCH	8.500			

PRES(PSI)		ZERO( )		ZERO( )	
0.0	10000.	10.00	-10.00	10.00	-10.00

12

FILE

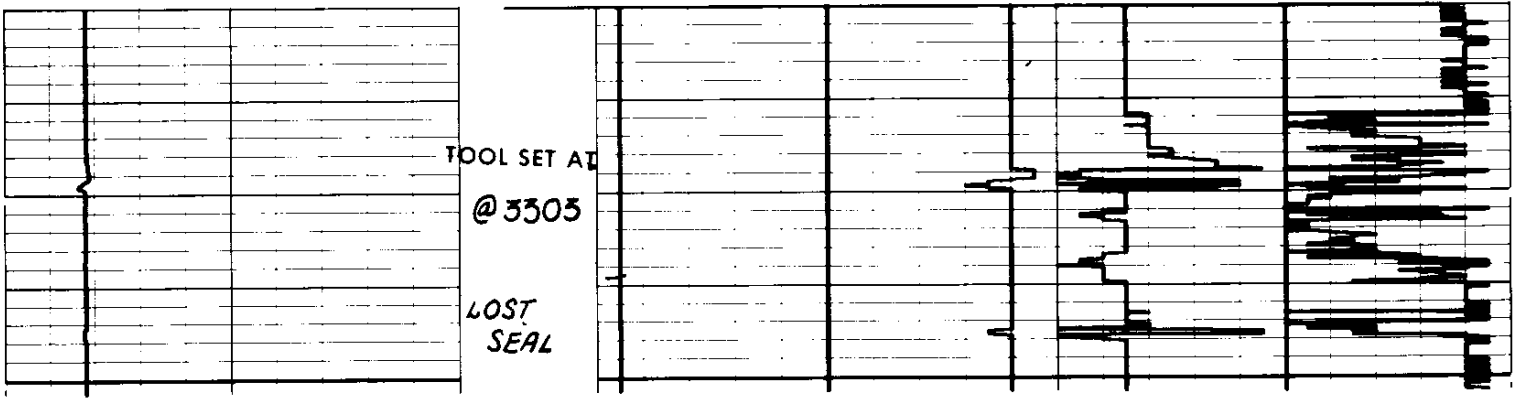

12

FILE

GR (GAPI)		ZERO( )		ZERO( )	
0.0	150.0	10.00	-10.00	10.00	-10.00
PRES(PSI)					
0.0	10000.				

PARAMETERS

NAME	UNIT	VALUE	NAME	UNIT	VALUE	NAME	UNIT	VALUE
DO		0.0	BHS		OPEN	FPHI		PHIX
FLD		1.000	BS	INCH	8.500			

PARAMETERS

NAME	UNIT	VALUE	NAME	UNIT	VALUE	NAME	UNIT	VALUE
DO		0.0	BHS		OPEN	FPHI		PHIX
FLD		1.000	BS	INCH	8.500			

PRES(PSI)		ZERO( )		ZERO( )	
0.0	10000.	10.00	-10.00	10.00	-10.00

13

FILE

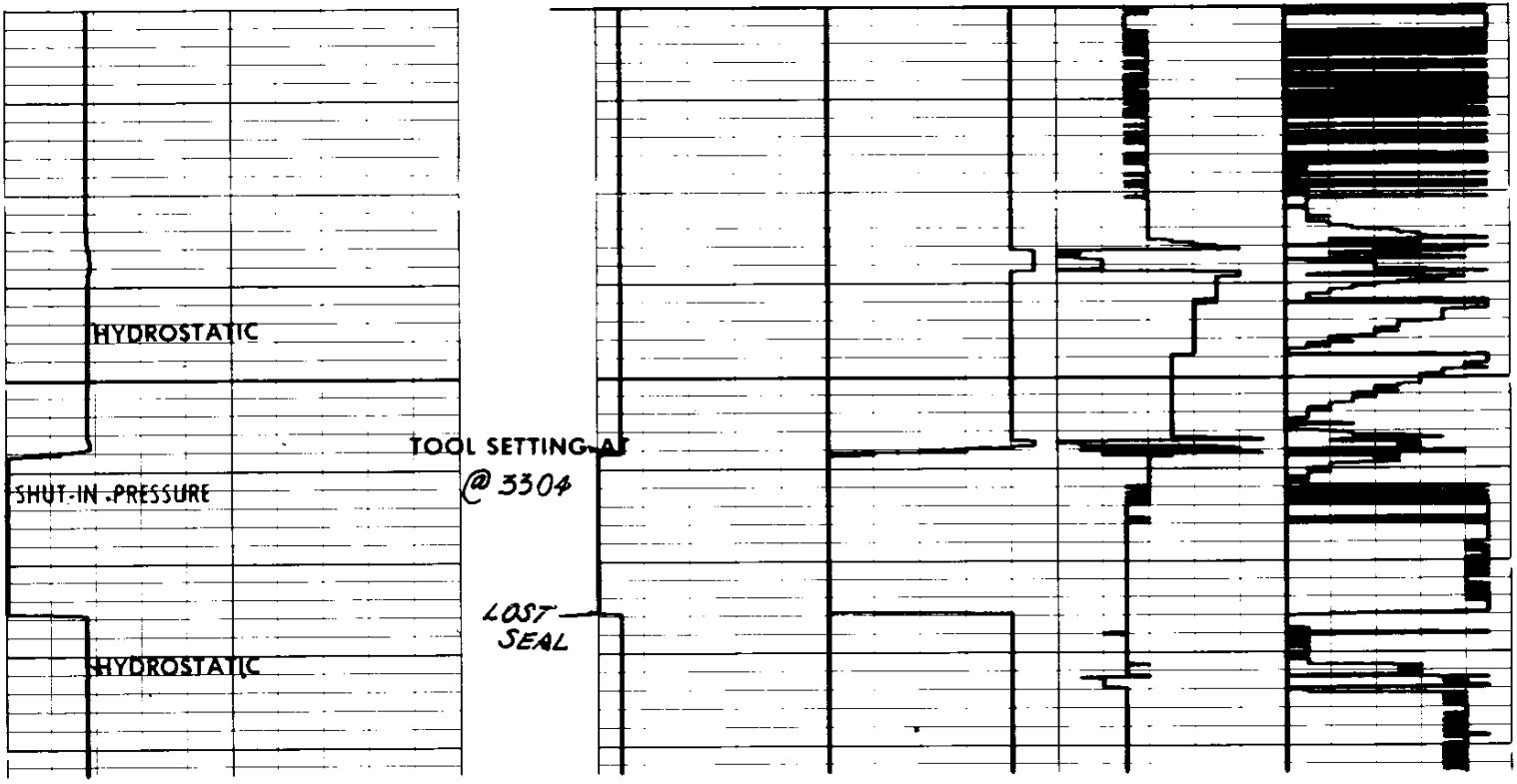

13

FILE

GR (GAPI)		ZERO( )	ZERO( )
0.0 150.0		10.00 -10.00	10.00 -10.00
PRES(PSI)			
0.0 10000.			

PARAMETERS

NAME	UNIT	VALUE	NAME	UNIT	VALUE	NAME	UNIT	VALUE
DO		0.0	BHS		OPEN	FPHI		PHIX
FLD		1.000	BS	INCH	8.500			

PARAMETERS

NAME	UNIT	VALUE	NAME	UNIT	VALUE	NAME	UNIT	VALUE
DO		0.0	BHS		OPEN	FPHI		PHIX
FLD		1.000	BS	INCH	8.500			

PRES(PSI)		ZERO( )	ZERO( )
0.0 10000.		10.00 -10.00	10.00 -10.00

14

FILE

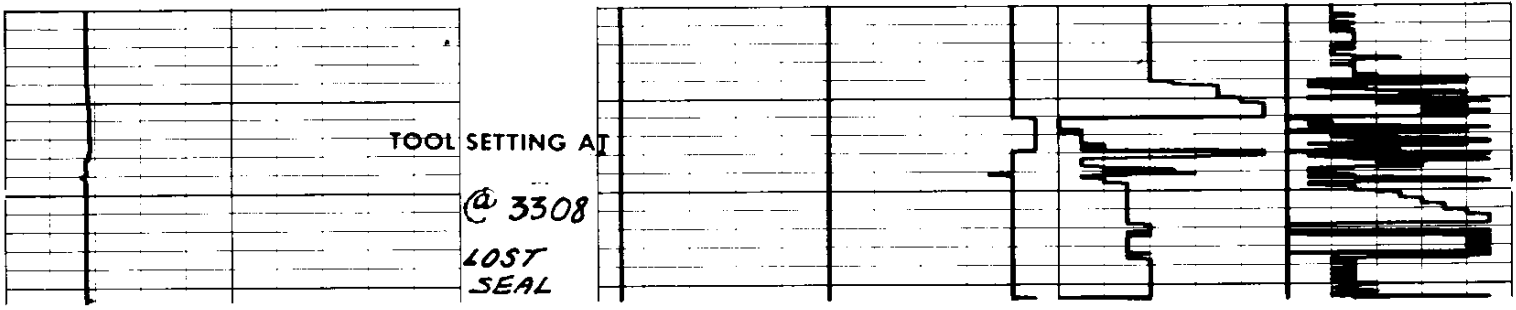

TOOL SETTING AT

@ 3308

LOST SEAL

14

FILE

GR (GAPI)		ZERO( )	ZERO( )
0.0 150.0		10.00 -10.00	10.00 -10.00
PRES(PSI)			
0.0 10000.			

PARAMETERS

NAME	UNIT	VALUE	NAME	UNIT	VALUE	NAME	UNIT	VALUE
DO		0.0	BHS		OPEN	FPHI		PHIX
FLD		1.000	BS	INCH	8.500			

PARAMETERS

NAME	UNIT	VALUE	NAME	UNIT	VALUE	NAME	UNIT	VALUE
DO		0.0	BHS		OPEN	FPHI		PHIX
FLD		1.000	BS	INCH	8.500			

PRES(PSI)		ZERO( )	ZERO( )
0.0 10000.		10.00 -10.00	10.00 -10.00

FILE



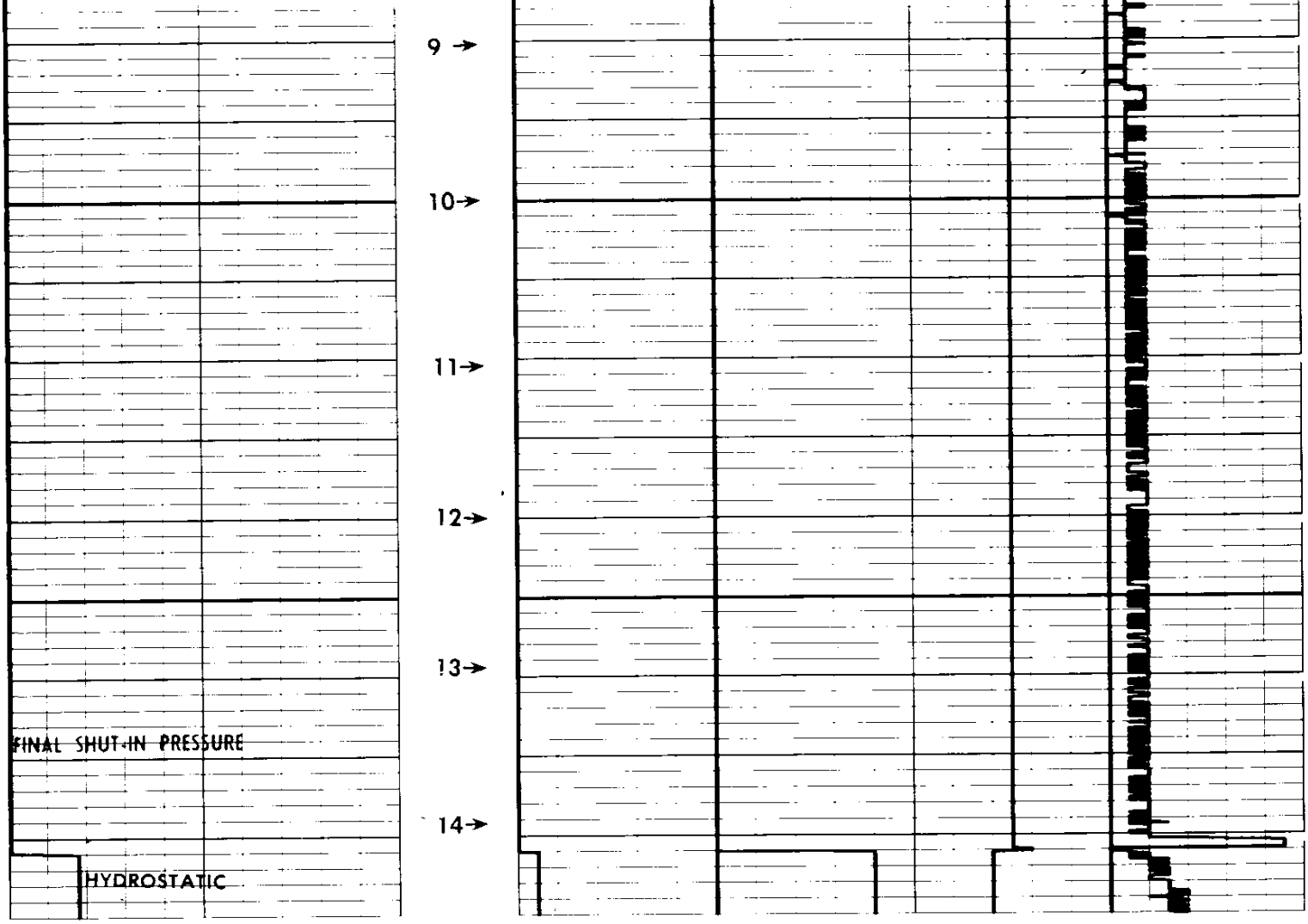

15

FILE

GR (GAPI) 0.0 150.0 PRES(PSI) 0.0 10000.		ZERO( ) 10.00 -10.00	ZERO( ) 10.00 -10.00

PARAMETERS

NAME	UNIT	VALUE	NAME	UNIT	VALUE	NAME	UNIT	VALUE
DO		0.0	BHS		OPEN	FPHI		PHIX
FLD		1.000	BS	INCH	8.500			

PARAMETERS

NAME	UNIT	VALUE	NAME	UNIT	VALUE	NAME	UNIT	VALUE
DO		0.0	BHS		OPEN	FPHI		PHIX
FLD		1.000	BS	INCH	8.500			

PRES(PSI) 0.0 10000.		ZERO( ) 10.00 -10.00	ZERO( ) 10.00 -10.00

16

FILE

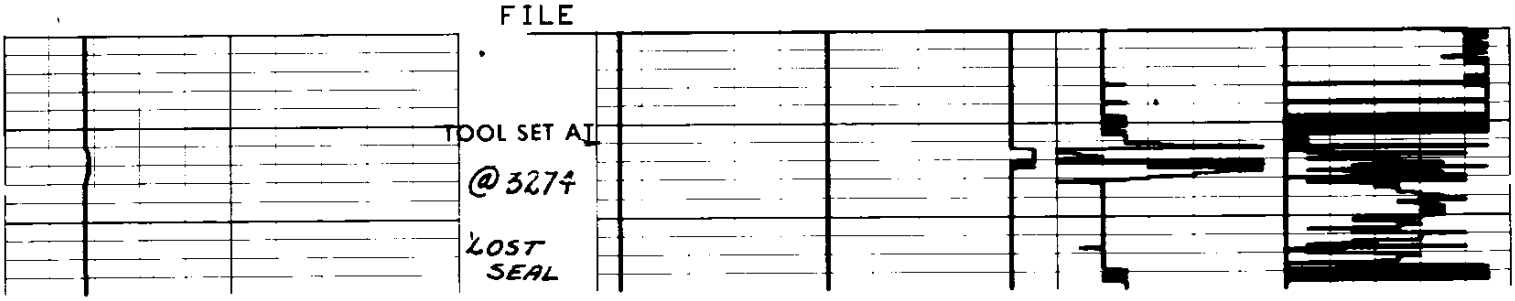

16

FILE

GR (GAPI)		ZERO( )		ZERO( )	
0.0	150.0	10.00	-10.00	10.00	-10.00
PRES(PSI)					
0.0	10000.				

PARAMETERS

NAME	UNIT	VALUE	NAME	UNIT	VALUE	NAME	UNIT	VALUE
DO		0.0	BHS		OPEN	FPHI		PHIX
FLD		1.000	BS	INCH	8.500			

PARAMETERS

NAME	UNIT	VALUE	NAME	UNIT	VALUE	NAME	UNIT	VALUE
DO		0.0	BHS		OPEN	FPHI		PHIX
FLD		1.000	BS	INCH	8.500			

PRES(PSI)		ZERO( )		ZERO( )	
0.0	10000.	10.00	-10.00	10.00	-10.00

17

FILE

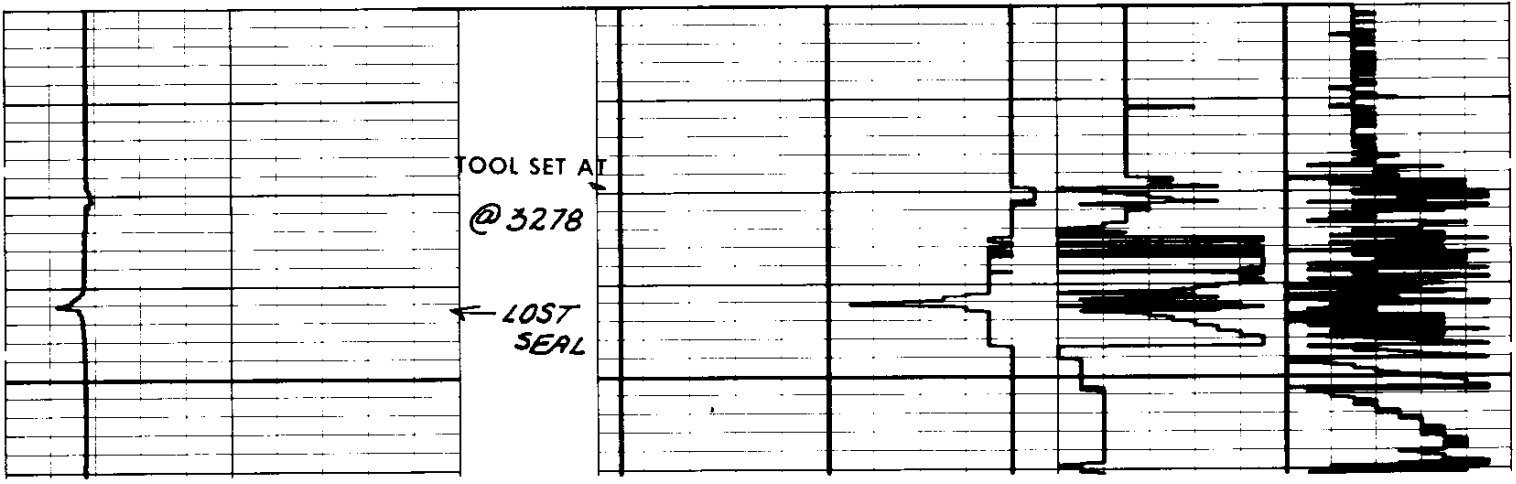

17

FILE

GR (GAPI)		ZERO( )	ZERO( )
0.0 150.0		10.00 -10.00	10.00 -10.00
PRES(PSI)			
0.0 10000.			

PARAMETERS

NAME	UNIT	VALUE	NAME	UNIT	VALUE	NAME	UNIT	VALUE
DO		0.0	BHS		OPEN	FPHI		PHIX
FLD		1.000	BS	INCH	8.500			

PARAMETERS

NAME	UNIT	VALUE	NAME	UNIT	VALUE	NAME	UNIT	VALUE
DO		0.0	BHS		OPEN	FPHI		PHIX
FLD		1.000	BS	INCH	8.500			

PRES(PSI)		ZERO( )	ZERO( )
0.0 10000.		10.00 -10.00	10.00 -10.00

18

FILE

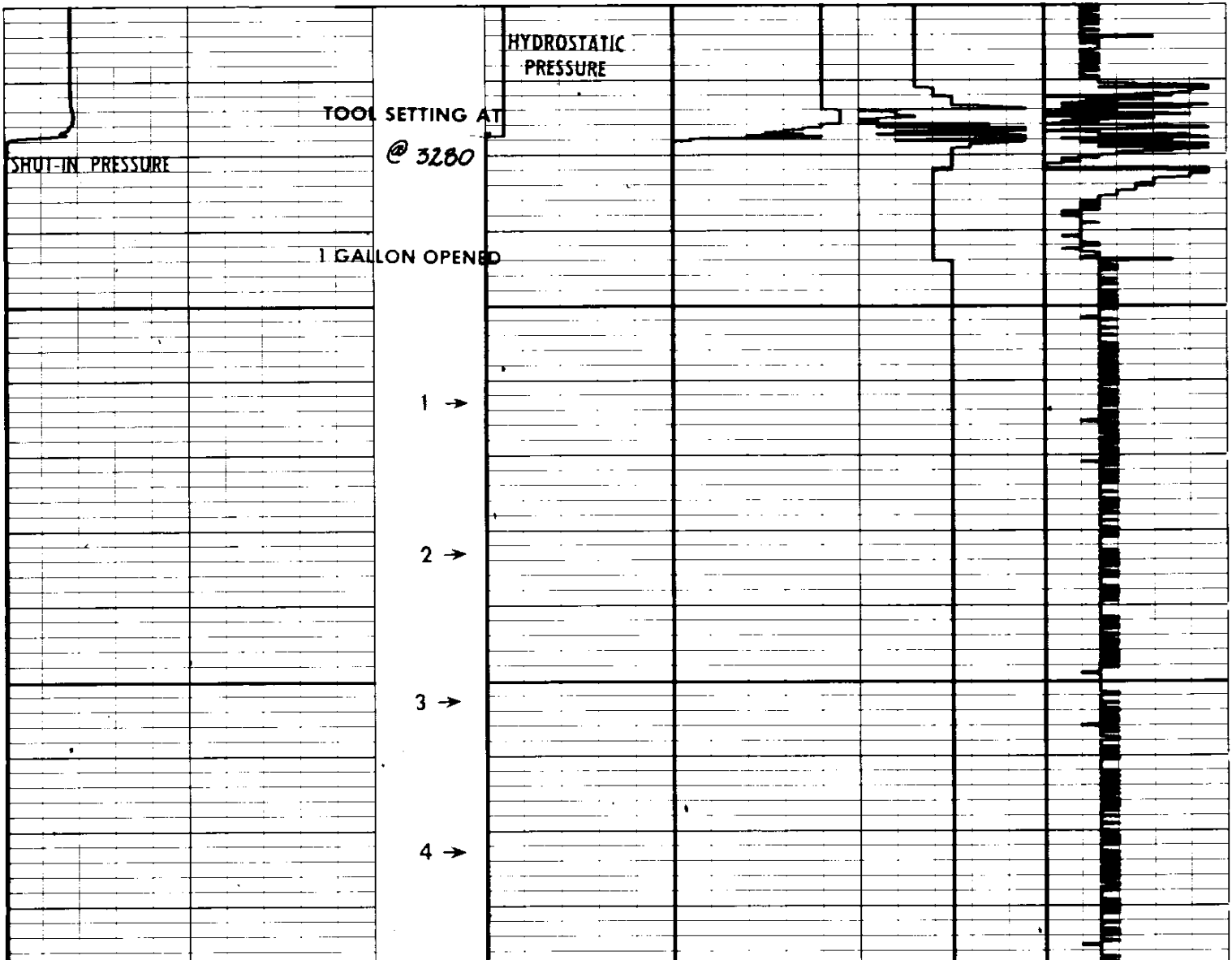

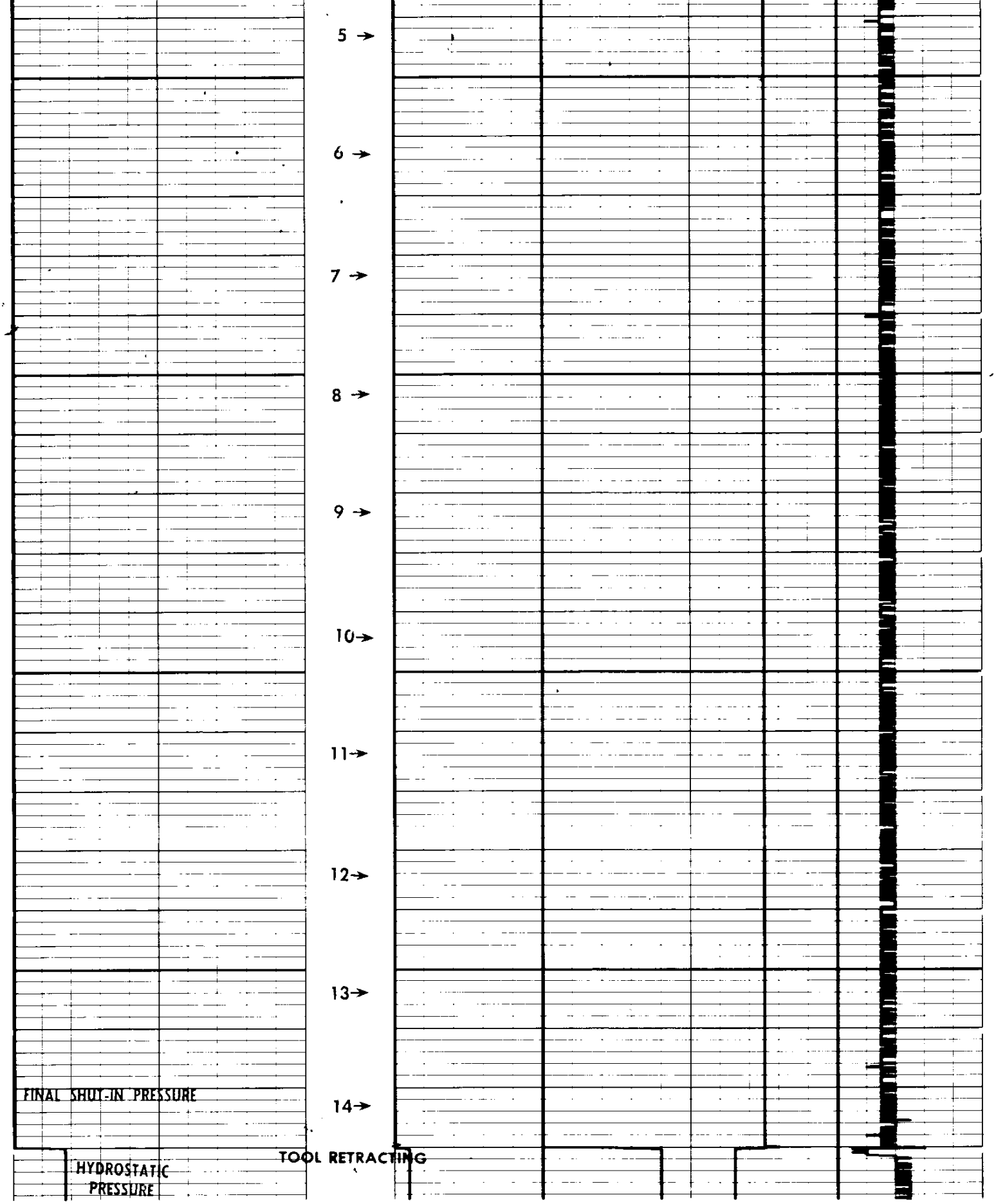

FILE

GR (GAPI) 0.0 150.0 PRES(PSI) 0.0 10000.		ZERO( ) 10.00 -10.00	ZERO( ) 10.00 -10.00

PARAMETERS

NAME	UNIT	VALUE	NAME	UNIT	VALUE	NAME	UNIT	VALUE
DO		0.0	BHS		OPEN	FPHI		PHIX
FLD		1.000	BS	INCH	8.500			

REPEAT FORMATION TESTER PRESSURE TEST SUMMARY

Pressure Test No.	Depth	Pressure	Build-Up Time	Remarks
1	3305	47	14½ MIN	GOOD SEAL,LOW PERM.
2	3307	43	10½	"
3	3303	1837	-	LOST SEAL
4	3304	1839	-	"
5	3308	1842	-	"
6	3305	52	14	GOOD SEAL,LOW PERM,FLUID SAMPLE
7	3274	1828	-	LOST SEAL
8	3278	1833	-	LOST SEAL
9	3280	54	14½	GOOD SEAL,LOW PERM.,FLUID SAMPLE

REPEAT FORMATION TESTER RECOVERY AND INTERPRETATION DATA

FLUID TEST NO. ONE

TEST DEPTH 3305

RECOVERY DATA

Gas (Total)		cuft
Condensate		cc
Oil		cc
Water		cc
Mud		cc
Sand		cc

FORMATION AND LOG DATA

Formation	SAND	
Porosity	27	%
Rt	@	°F
Rw	@	°F
Chart Cl		ppm
Titrated Cl		ppm
Water Saturation		%

PRESSURE DATA

Initial Shut in	39	psi
Shut In Time	1	mins
Sampling Range	51 To 52	psi
Sampling Time	14	mins
Final Shut In	52	psi
Shut In Time	1	mins
Hydrostatic	1842	psi
Surface Chamber	0	psi

RECOVERY ANALYSIS

Free Gas		cuft
Oil		
API Gravity	°@	°F
GOR		
Water		
Rrf (filtered)	@	°F
Chart Cl		ppm
Titrated Cl		ppm
Formation Water		%
Water Cut		%

MUD FILTRATE DATA

Rmf	@	°F
Chart Cl		ppm
Titrated Cl		ppm

TOOL DATA

Sample Unit Size	2^{3} GAL	cc
Choke Size		
Probe Filter	.18	
Restrictor	☐ Yes ☒ No	

RESULTS INDICATE THAT LOW PERMEABILITY MAY BE EXPECTED AT THIS DEPTH.

REMARKS NO. FLUID RECOVERED

GAS ANALYSIS

Free Gas		Cuft
Solution Gas		Cuft
Total Gas		Cuft

REPEAT FORMATION TESTER RECOVERY AND INTERPRETATION DATA

FLUID TEST NO. TWO

TEST DEPTH 3280

RECOVERY DATA

Gas (Total) ______ cuft
Condensate ______ cc
Oil ______ cc
Water ______ cc
Mud ______ cc
Sand ______ cc

FORMATION AND LOG DATA

Formation SAND
Porosity 27 %
Rt ______ @ ______ °F
Rw ______ @ ______ °F
Chart Cl ______ ppm
Titrated Cl ______ ppm
Water Saturation ______ %

PRESSURE DATA

Initial Shut in 42 psi
Shut In Time 1 mins
Sampling Range 54 To 54 psi
Sampling Time 14½ mins
Final Shut In 54 psi
Shut In Time 1 mins
Hydrostatic 1834 psi
Surface Chamber 0 psi

RECOVERY ANALYSIS

Free Gas ______ cuft
Oil
API Gravity ______ °@ ______ °F
GOR ______
Water
Rrf (filtered) ______ @ ______ °F
Chart Cl ______ ppm
Titrated Cl ______ ppm
Formation Water ______ %
Water Cut ______ %

MUD FILTRATE DATA

Rmf ______ @ ______ °F
Chart Cl ______ ppm
Titrated Cl ______ ppm

TOOL DATA

Sample Unit Size 1 GAL cc
Choke Size ______
Probe Filter .18
Restrictor Yes ☒ No

RESULTS INDICATE THAT LOW PERMEABILITY MAY BE EXPECTED AT THIS DEPTH.

REMARKS NO FLUID RECOVERED

GAS ANALYSIS

Free Gas ______ Cuft
Solution Gas ______ Cuft
Total Gas ______ Cuft

All interpretations are opinions based on inferences from electrical or other measurements and we cannot, and do not guarantee the accuracy or correctness of any interpretations, and we shall not, except in the case of gross or wilful negligence on our part, be liable or responsible for any loss, costs, damages or expenses incurred or sustained by anyone resulting from any interpretation made by any of our officers, agents or employees. These interpretations are also subject to Clause 4 of our General Terms and Conditions as set out in our current Price Schedule.

COMPANY TEXACO, INC.

WELL LOGAN BUTTE UNIT 17 NO.1

FIELD LOGAN BUTTE

COUNTY CROOK STATE OREGON

Schlumberger

REPEAT FORMATION TESTER