Scanned

Schlumberger

DUAL LATEROLOG - MSFL 5"

CSU

COMPANY: AMOCO PRODUCTION CO.

WELL: AMOCO-WEYERHAEUSER #F-1

FIELD: WILDCAT
COUNTY: COOS
STATE: OREGON

LOCATION: 1673' FNL & 1906' FEL

SEC: 10 TWP: 25S RGE: 10W

PERMANENT DATUM: GL
ELEV. OF PERM. DATUM: 880.0 F
LOG MEASURED FROM: KB
11.0 F ABOVE PERM. DATUM
DRLG. MEASURED FROM: KB

ELEVATIONS-
KB: 891.0 F
DF:
GL: 880.0 F

DATE: 4 SEP 85
RUN NO: 1

DEPTH-DRILLER: 4401.0 F
DEPTH-LOGGER: 4398.0 F
BTM. LOG INTERVAL: 4396.0 F
TOP LOG INTERVAL: 510.0 F

CASING-DRILLER: 511 F
CASING-LOGGER: 510 F
CASING: 9 5/8

BIT SIZE: 8 3/4
DEPTH: 4401 F

RECEIVED
FEB 20 1986
DOGAMI
Portland

OTHER SERVICES-
FDC/CNL/GR
BHC
SHDT
WST
CST

PROGRAM
TAPE NO:
26.2
SERVICE
ORDER NO:
432195

TYPE FLUID IN HOLE: WEIGHTED LSND
DENSITY: 10.8 LB/G
VISCOSITY: 77.0 S
PH: 9.0
FLUID LOSS: 4.2 C3
SOURCE OF SAMPLE: FLOWLINE
RM: 2.270 OHMM AT 70.0 DEGF
RMF: 2.390 OHMM AT 63.0 DEGF
RMC: 2.410 OHMM AT 63.0 DEGF
SOURCE RMF/RMC: MEAS./MEAS.
RM AT BHT: 1.493 OHMM AT 110. DEGF
RMF AT BHT: 1.429 OHMM AT 110. DEGF
RMC AT BHT: 1.441 OHMM AT 110. DEGF

TIME CIRC. STOPPED: 1700 3/9
TIME LOGGER ON BTM.: 0025 4/9

MAX. REC. TEMP: 110.0 DEGF

LOGGING UNIT NO: 8057
LOGGING UNIT LOC: SACRAMENTO
RECORDED BY: ANDERSEN
WITNESSED BY: ENGLISH

REMARKS:

CMEZ USED
MSFL HIGH 1600 TO 1800 .PAD ELECTRODE
MAY BE FAILING.

EQUIPMENT NUMBERS-

DLM 782 MRM 864 SGT 3206

ALL INTERPRETATIONS ARE OPINIONS BASED ON INFERENCES FROM ELECTRICAL OR OTHER MEASUREMENTS AND WE CANNOT, AND DO NOT GUARANTEE THE ACCURACY OR CORRECTNESS OF ANY INTERPRETATIONS, AND WE SHALL NOT, EXCEPT IN THE CASE OF GROSS OR WILLFUL NEGLIGENCE ON OUR PART, BE LIABLE OR RESPONSIBLE FOR ANY LOSS, COSTS, DAMAGES OR EXPENSES INCURRED OR SUSTAINED BY ANYONE RESULTING FROM ANY INTERPRETATION MADE BY ANY OF OUR OFFICERS, AGENTS OR EMPLOYEES. THESE INTERPRETATIONS ARE ALSO SUBJECT TO OUR GENERAL TERMS AND CONDITIONS AS SET OUT IN OUR CURRENT PRICE SCHEDULE.

FILE 17 04-SEP-85 03:48
DATA ACQUIRED 00- -00 00:00

LLS (OHMM)	2000.0	200000
LLD (OHMM)	2000.0	200000
TENS(LB)	10000.	0.0
CALI(IN)	6.0000	16.000
MSFL(OHMM)	.20000	2000.0
GR (GAPI)	0.0	150.00
LLS (OHMM)	.20000	2000.0
SP (MV)	-100.0	0.0
LLD (OHMM)	.20000	2000.0

FILE 11 04-SEP-85 02:42

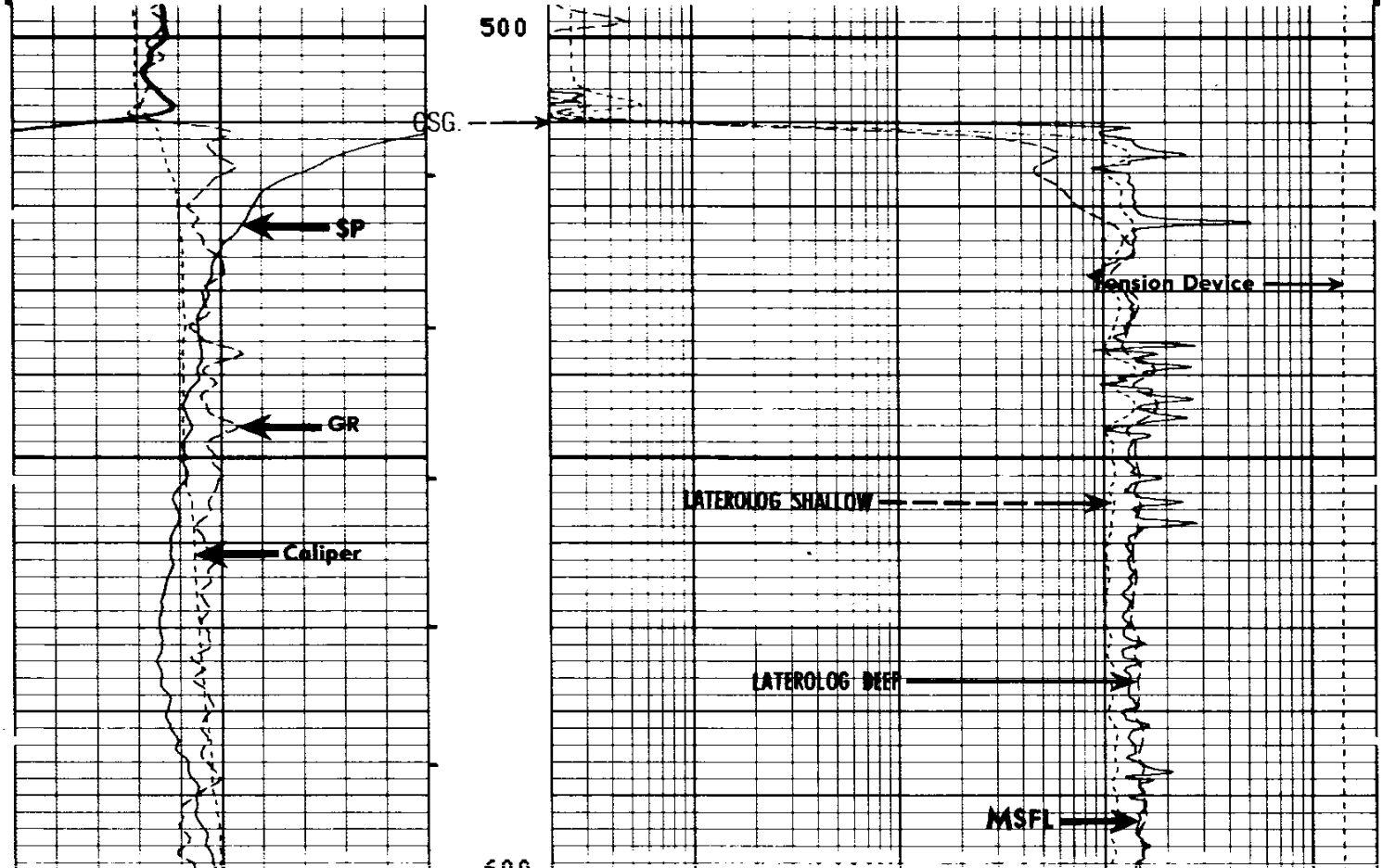

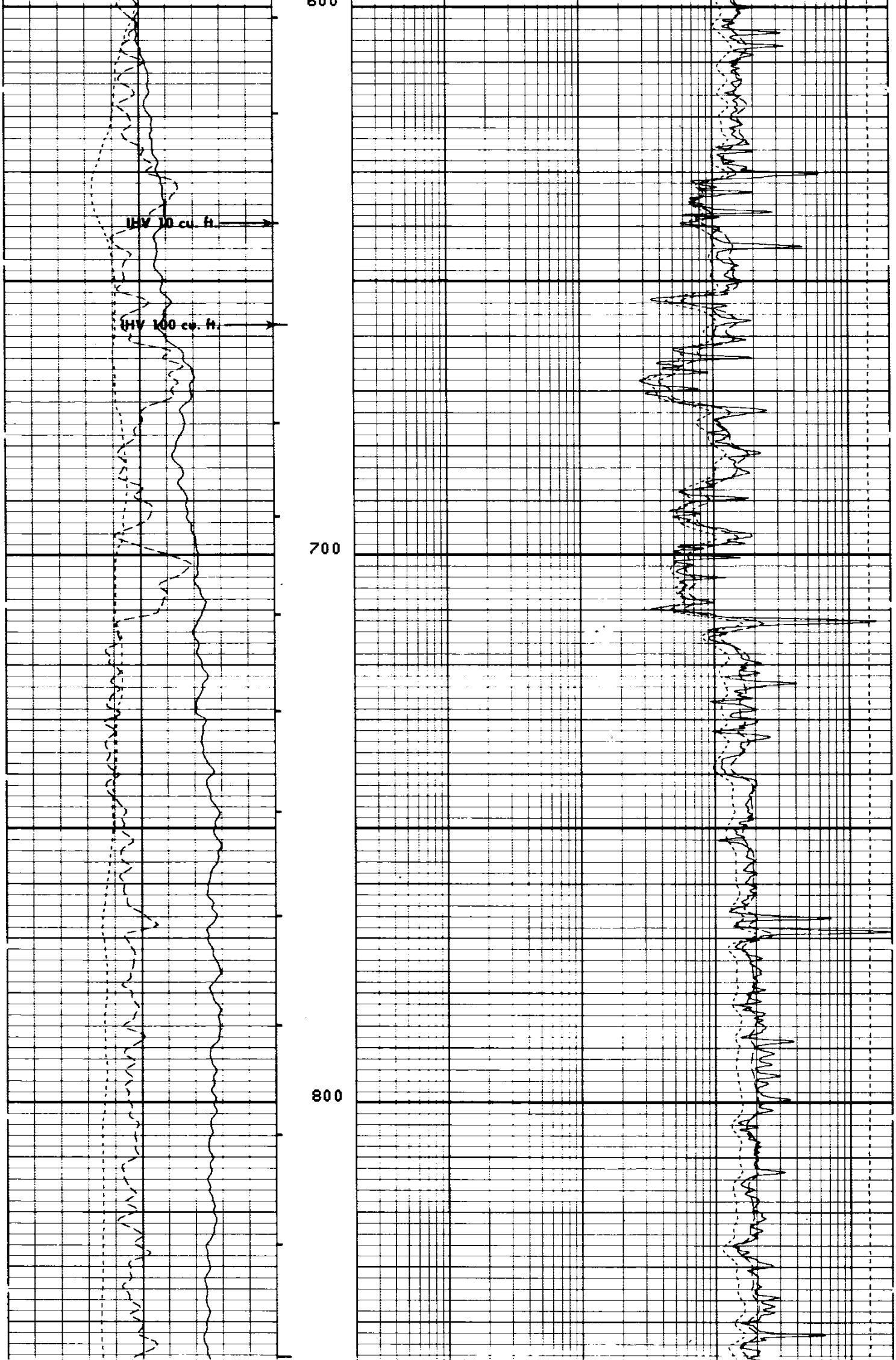

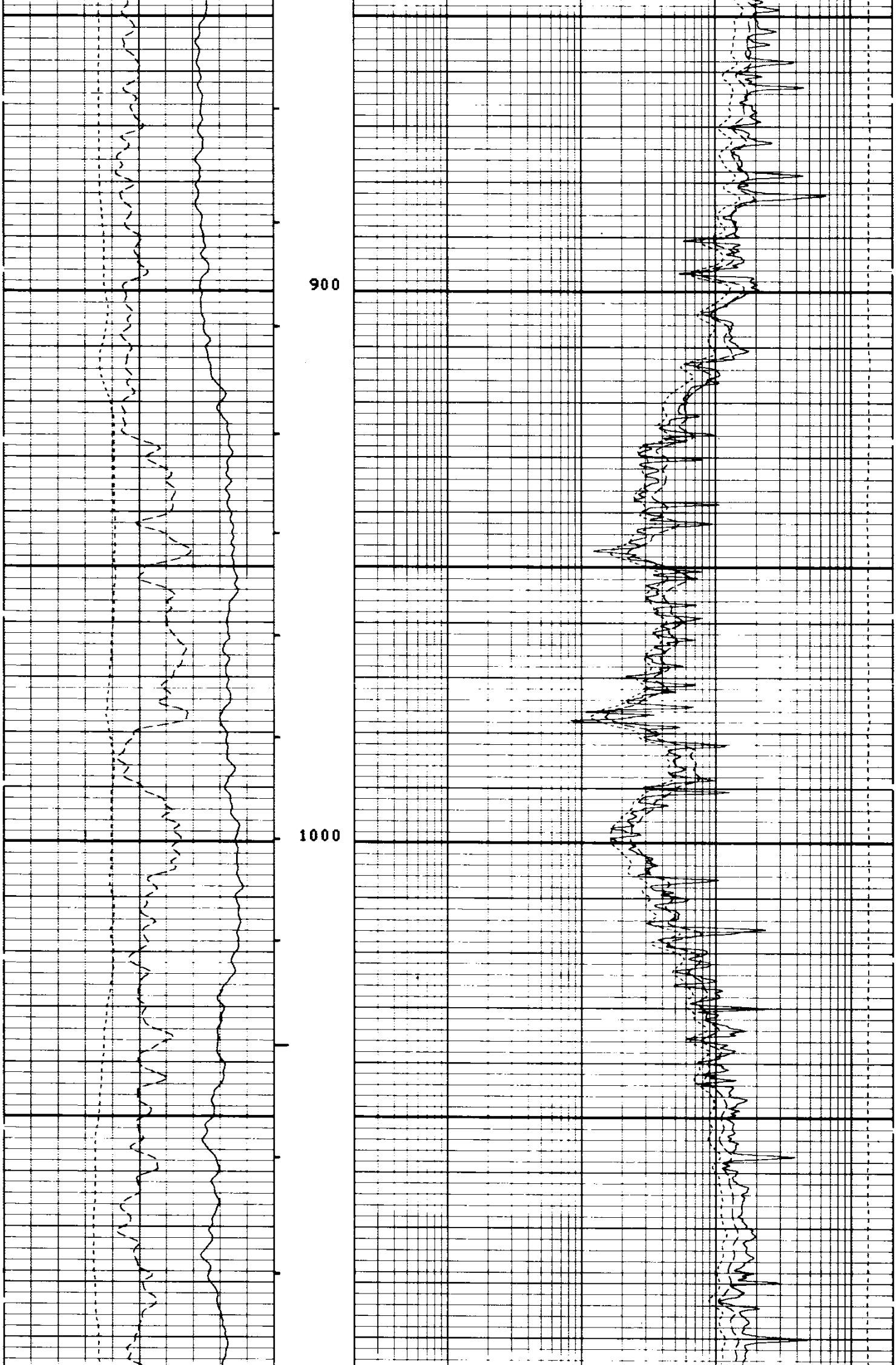

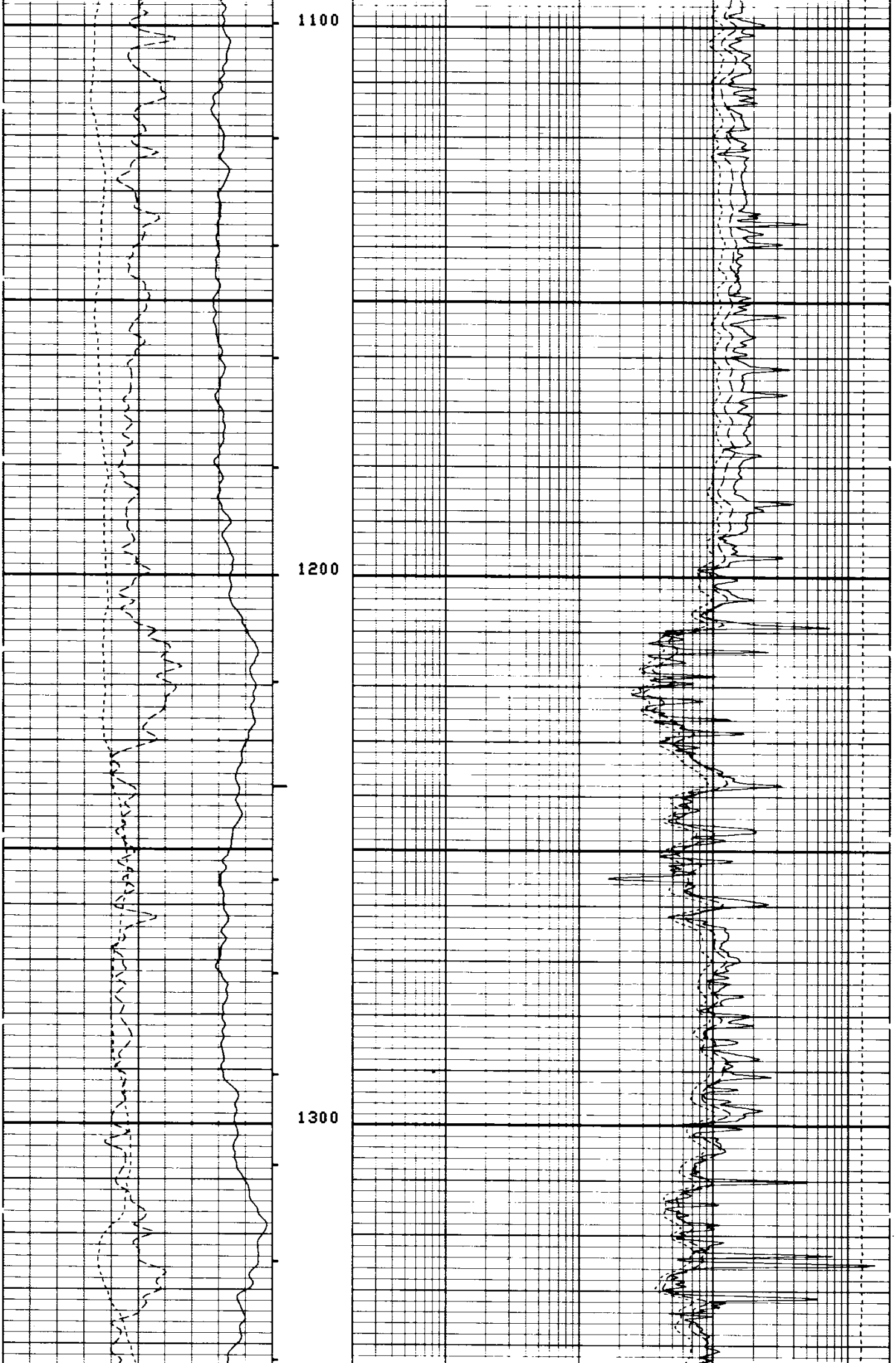

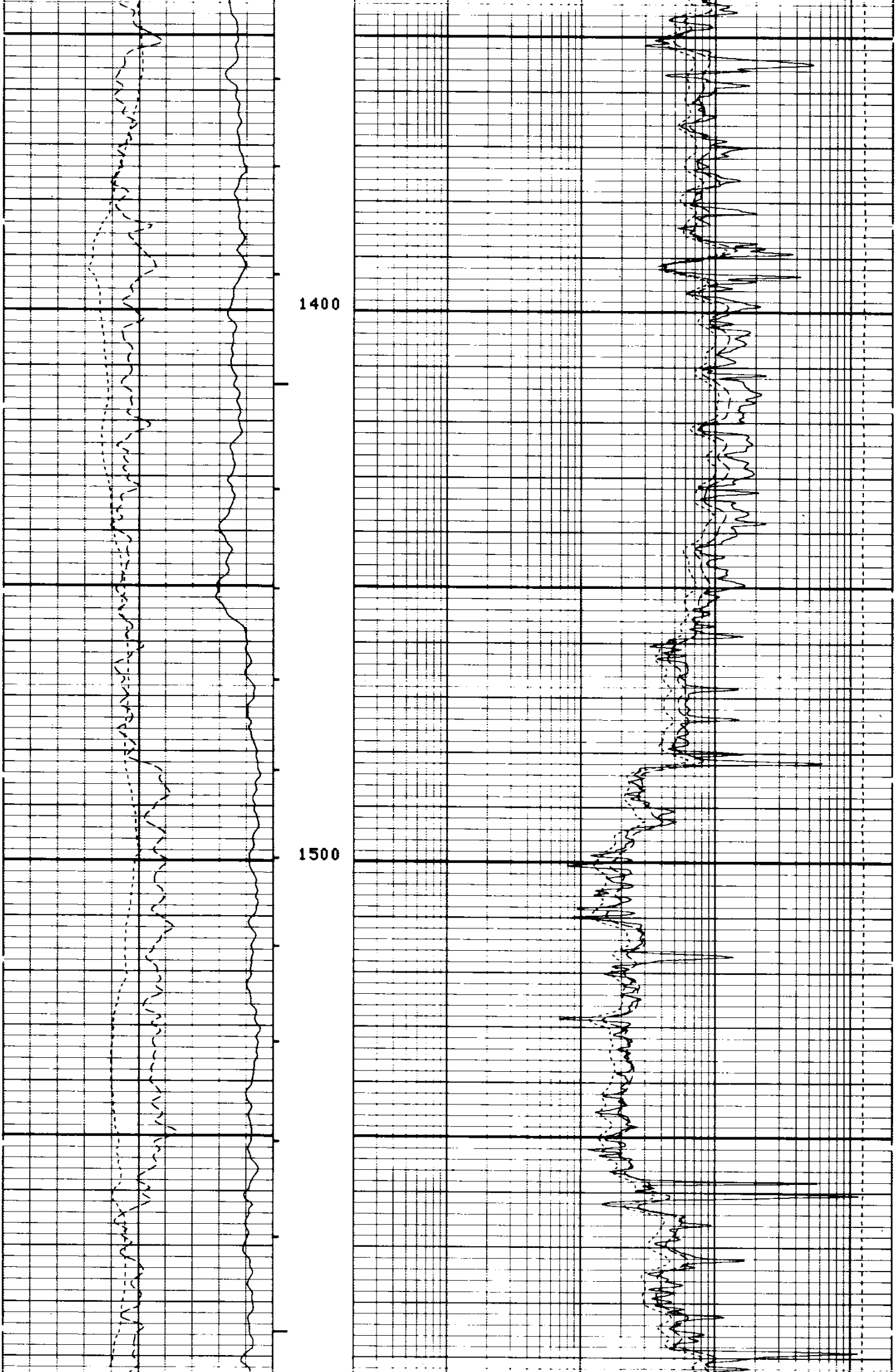

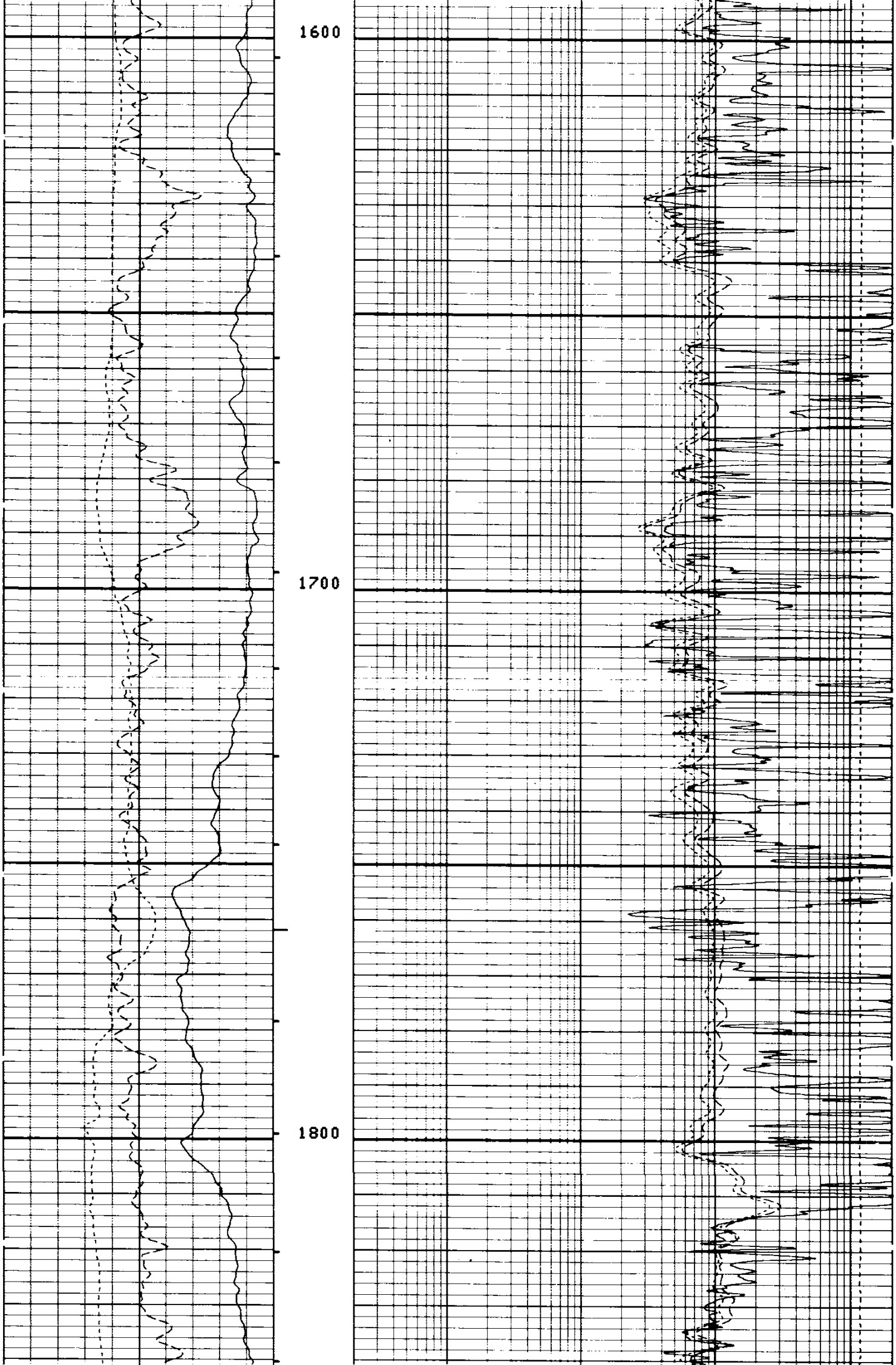

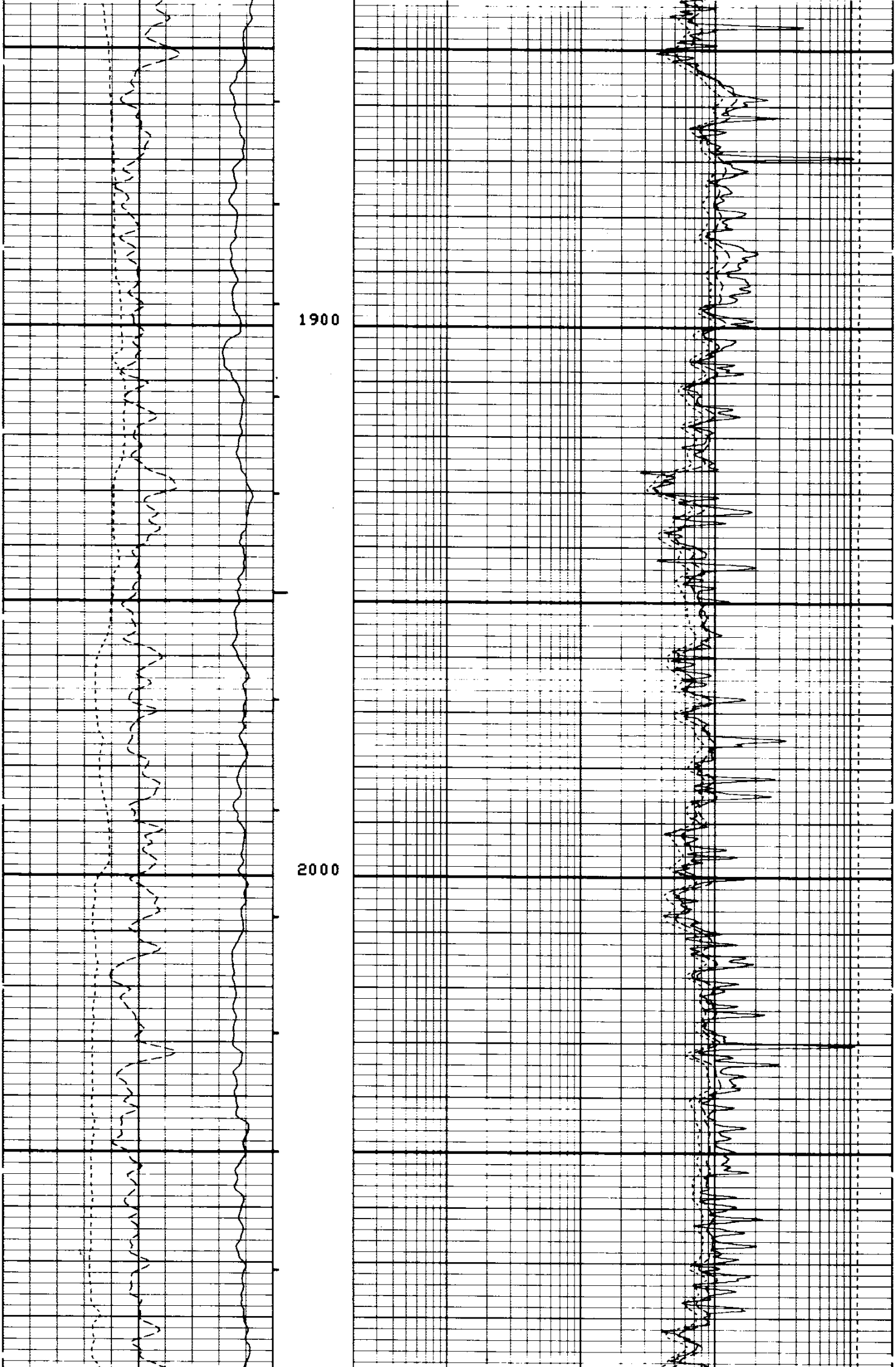

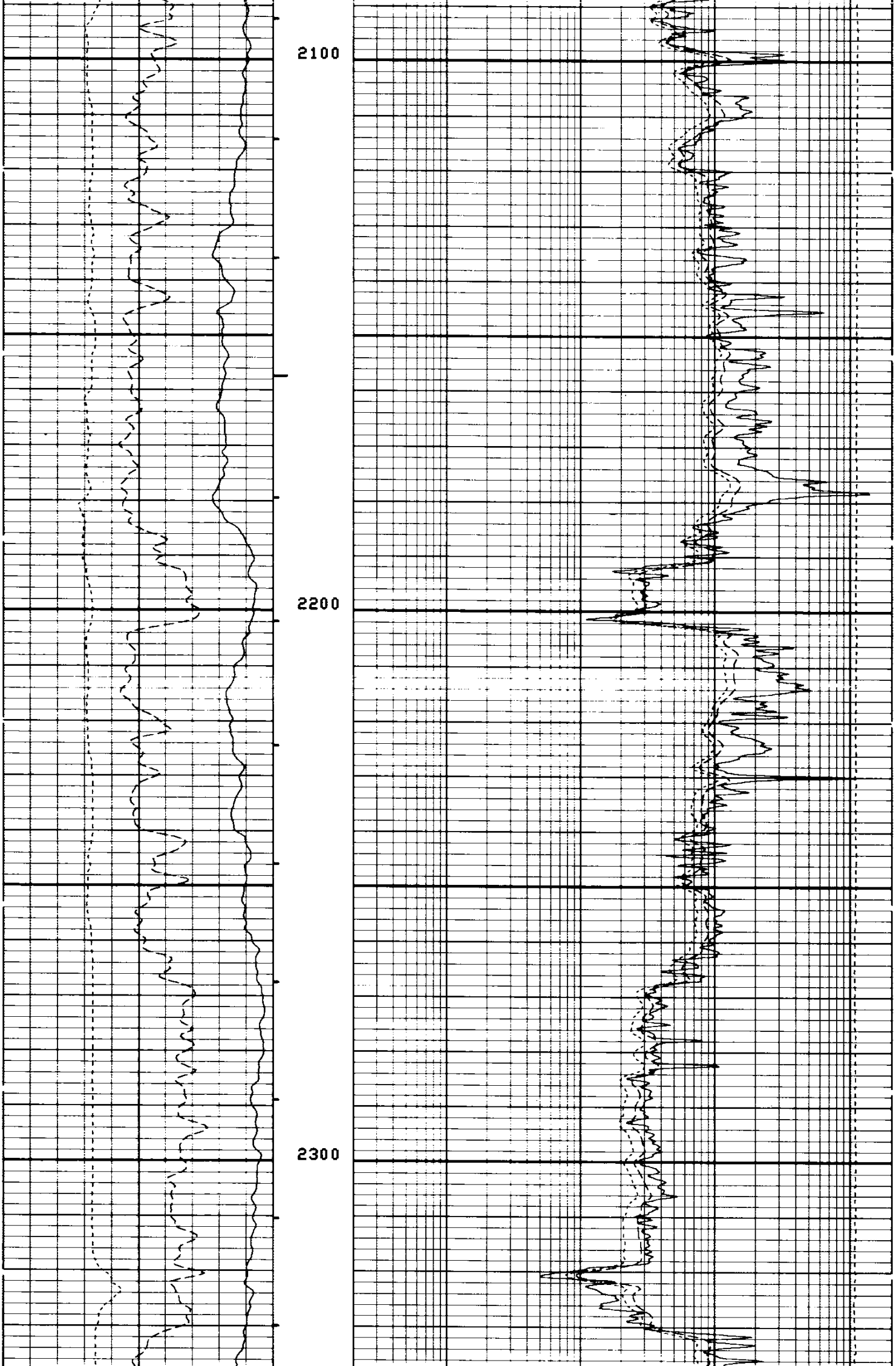

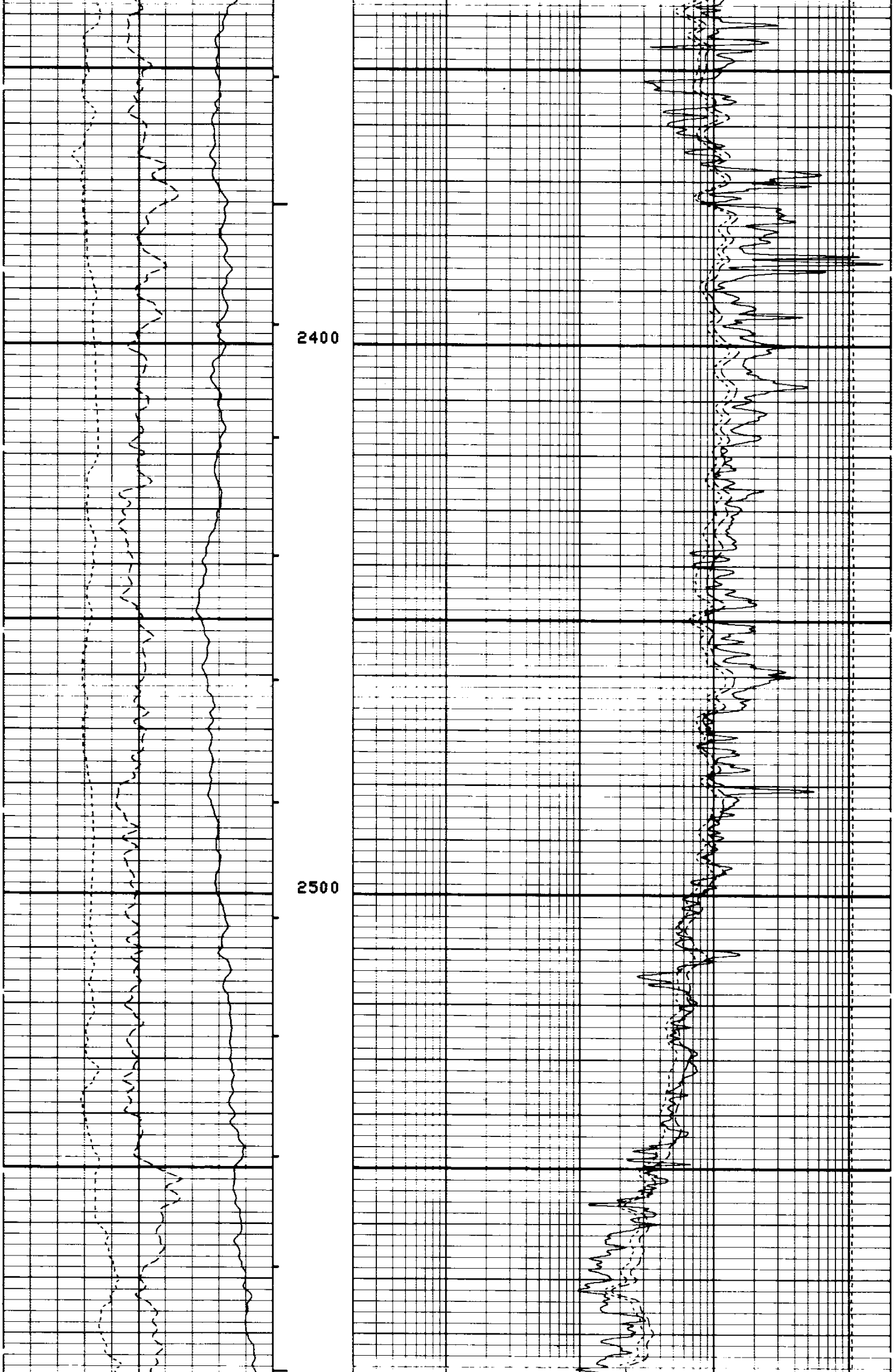

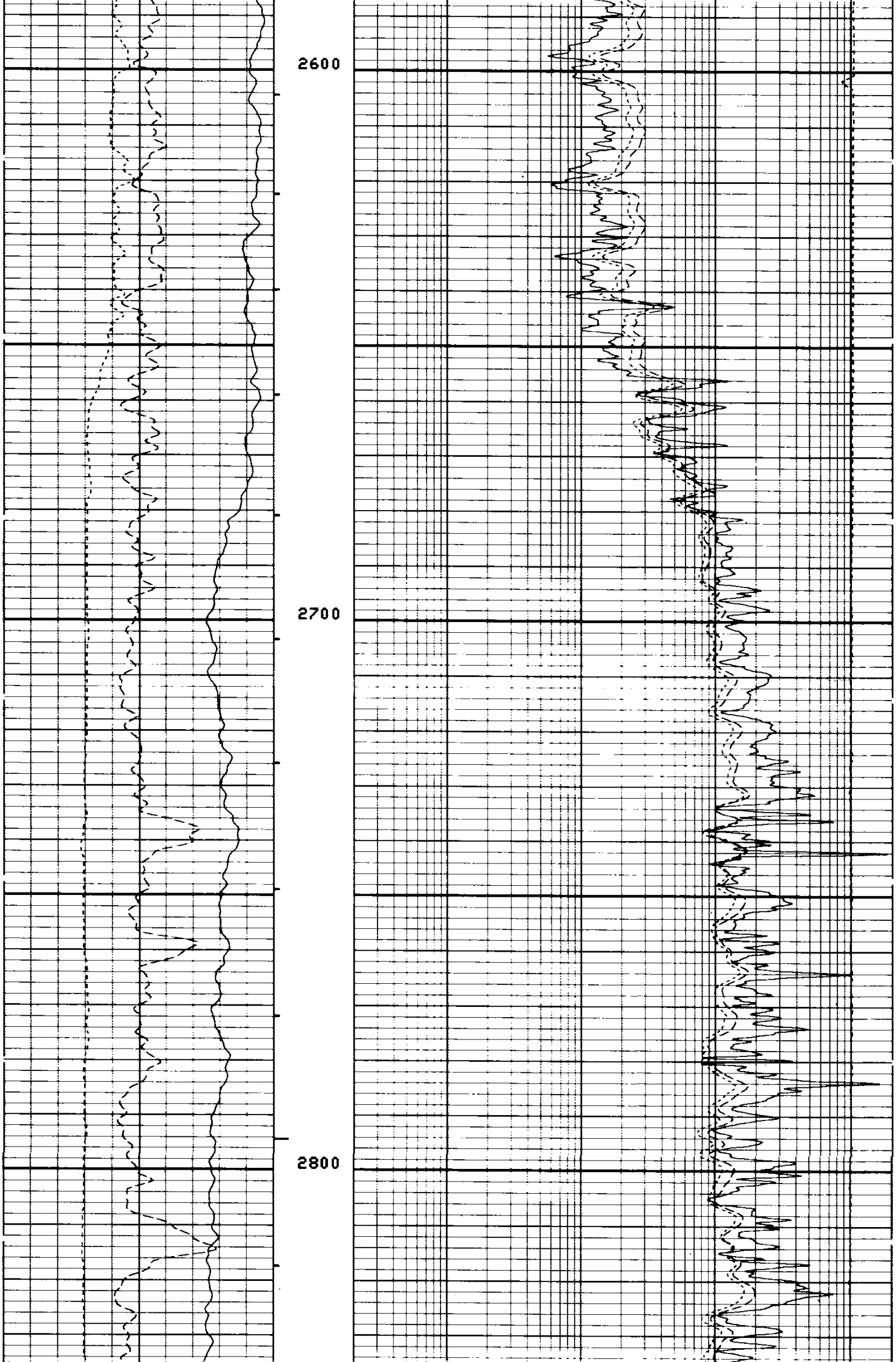

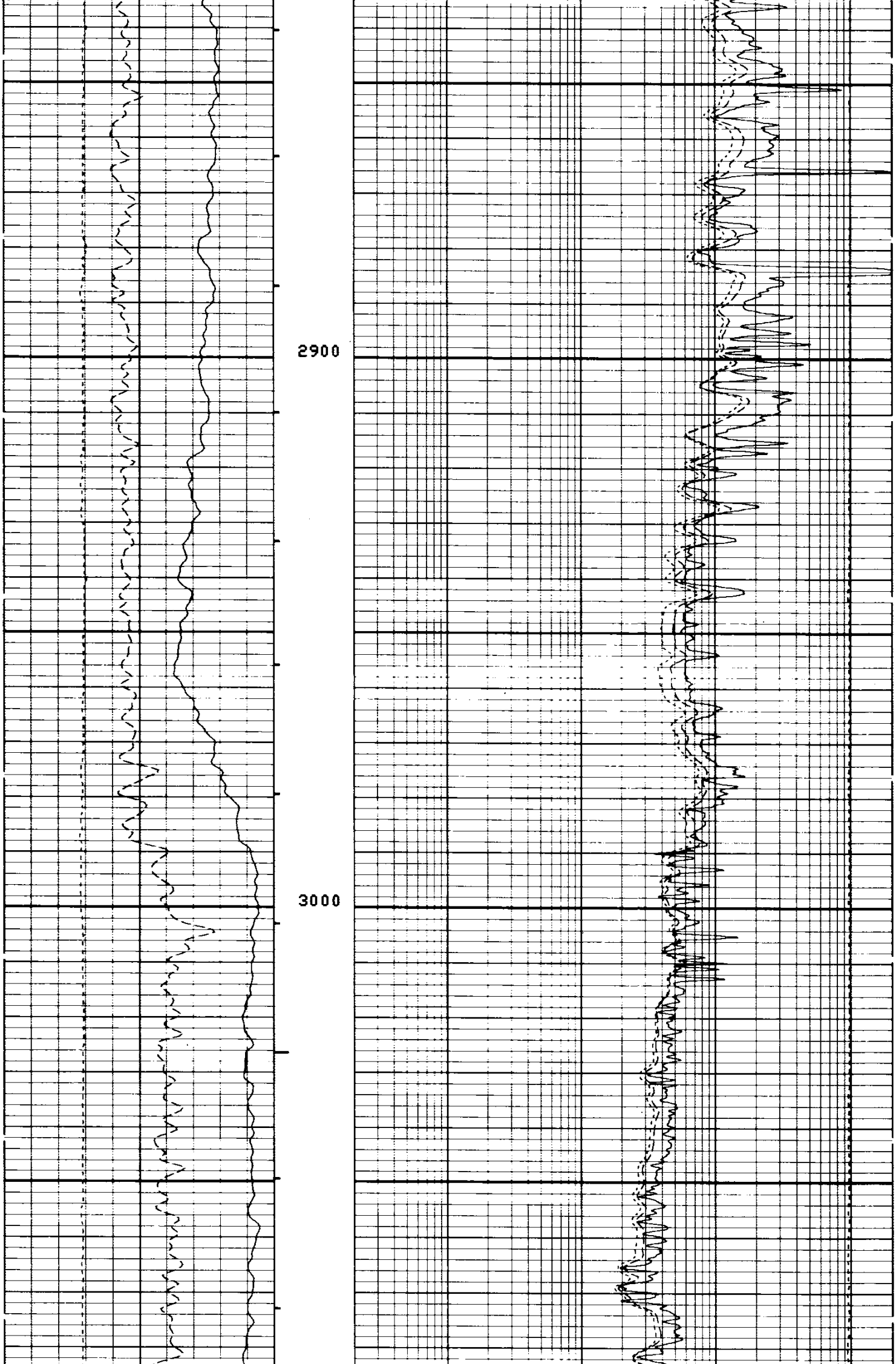

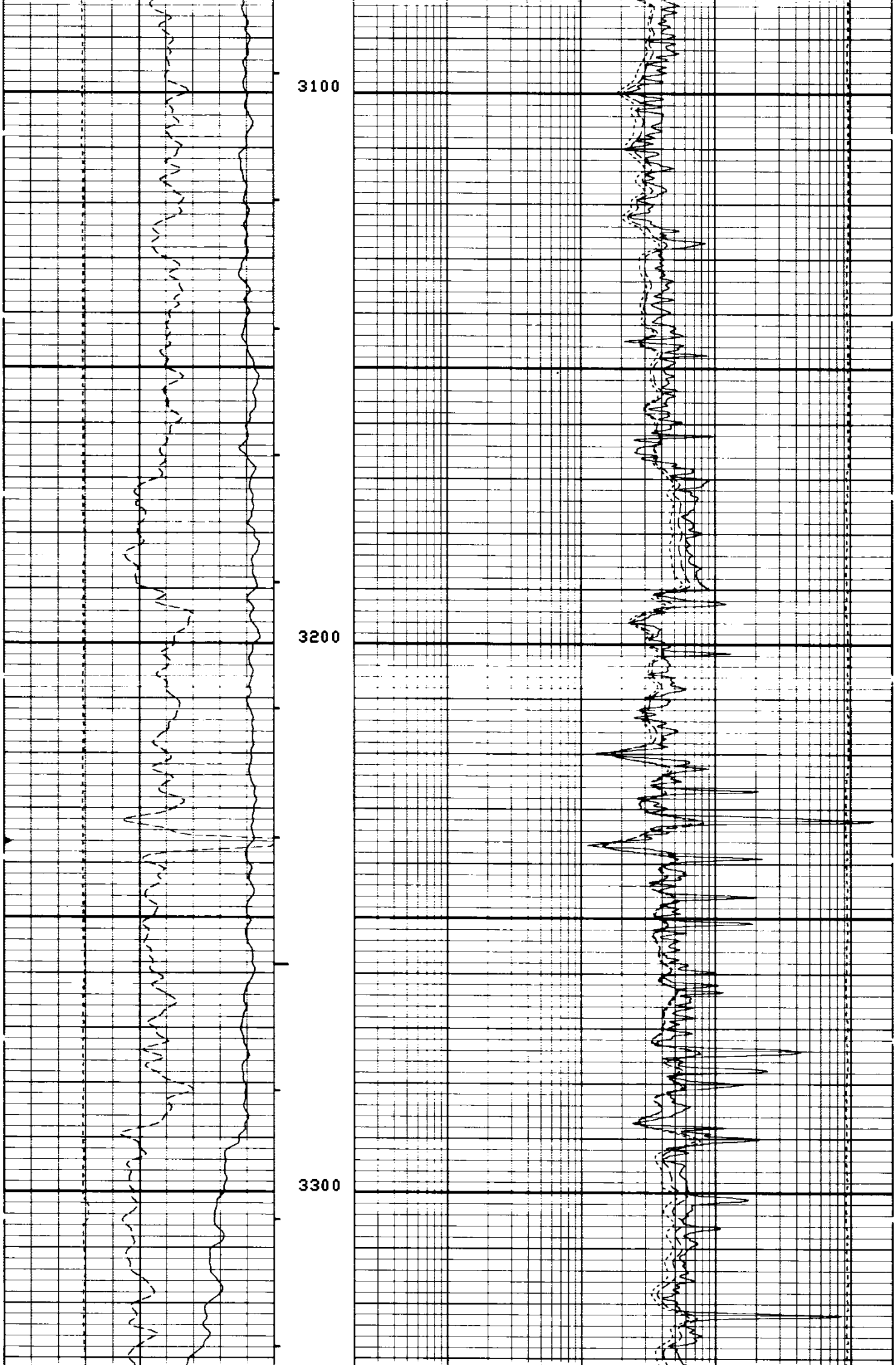

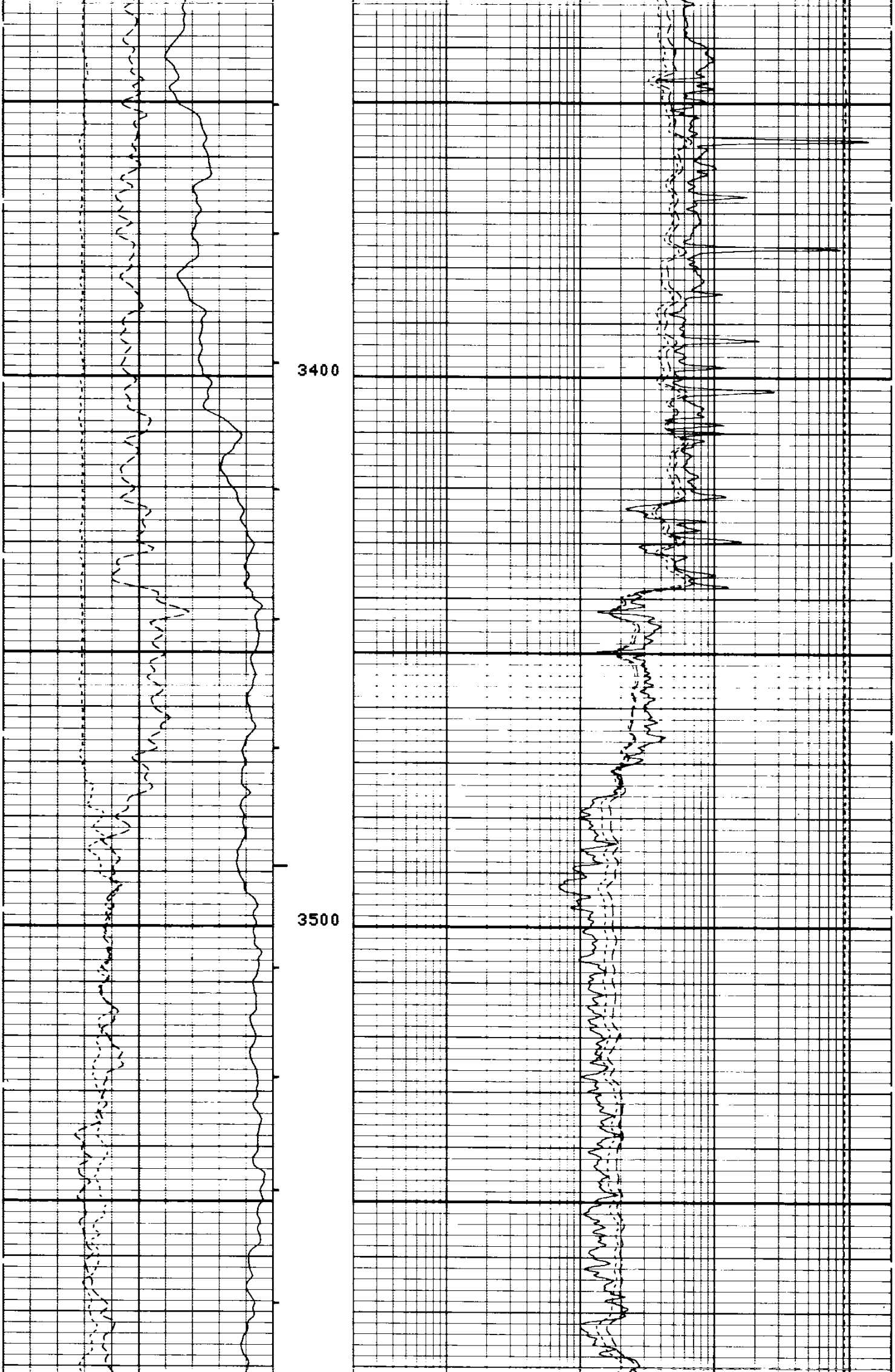

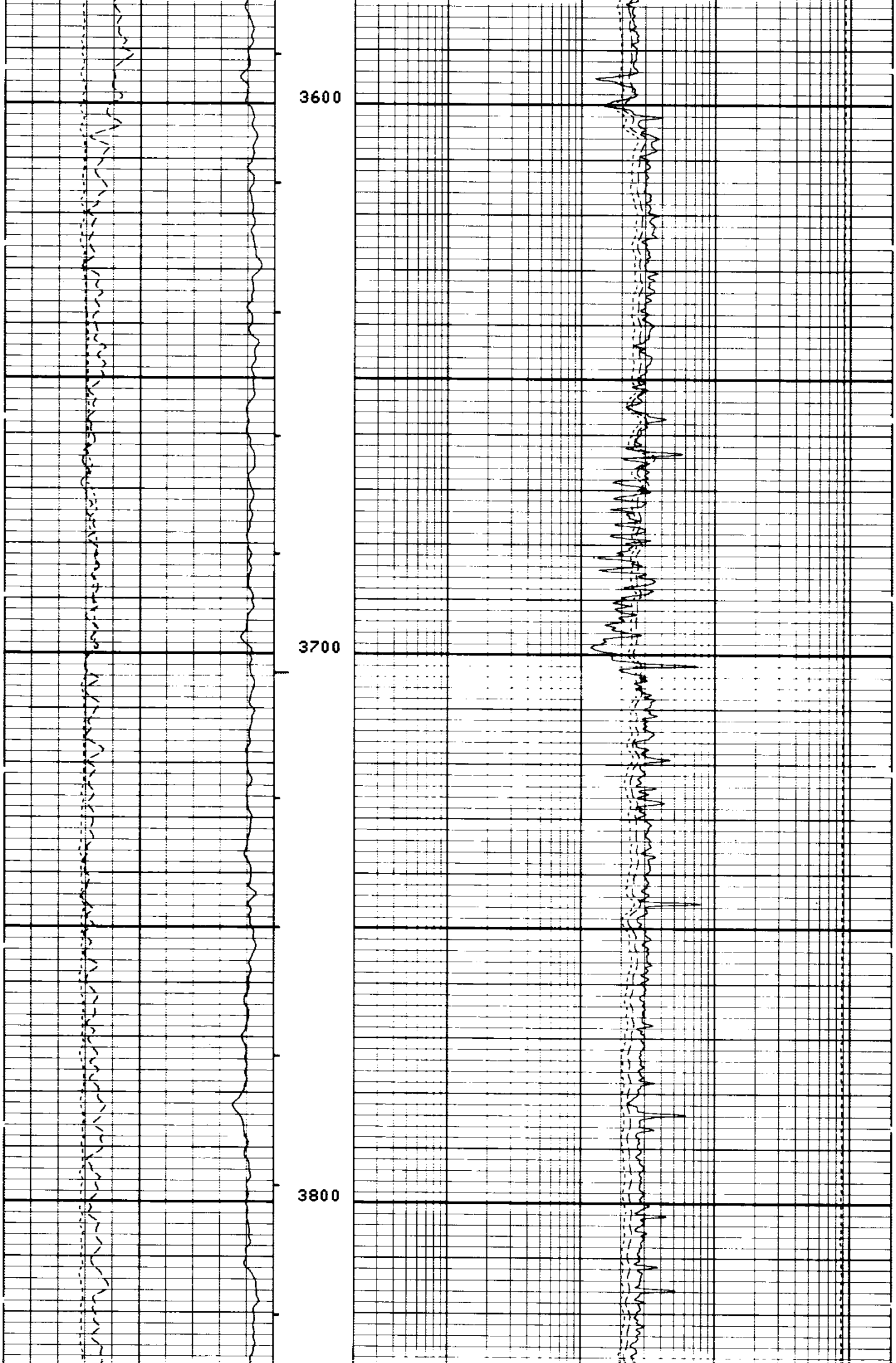

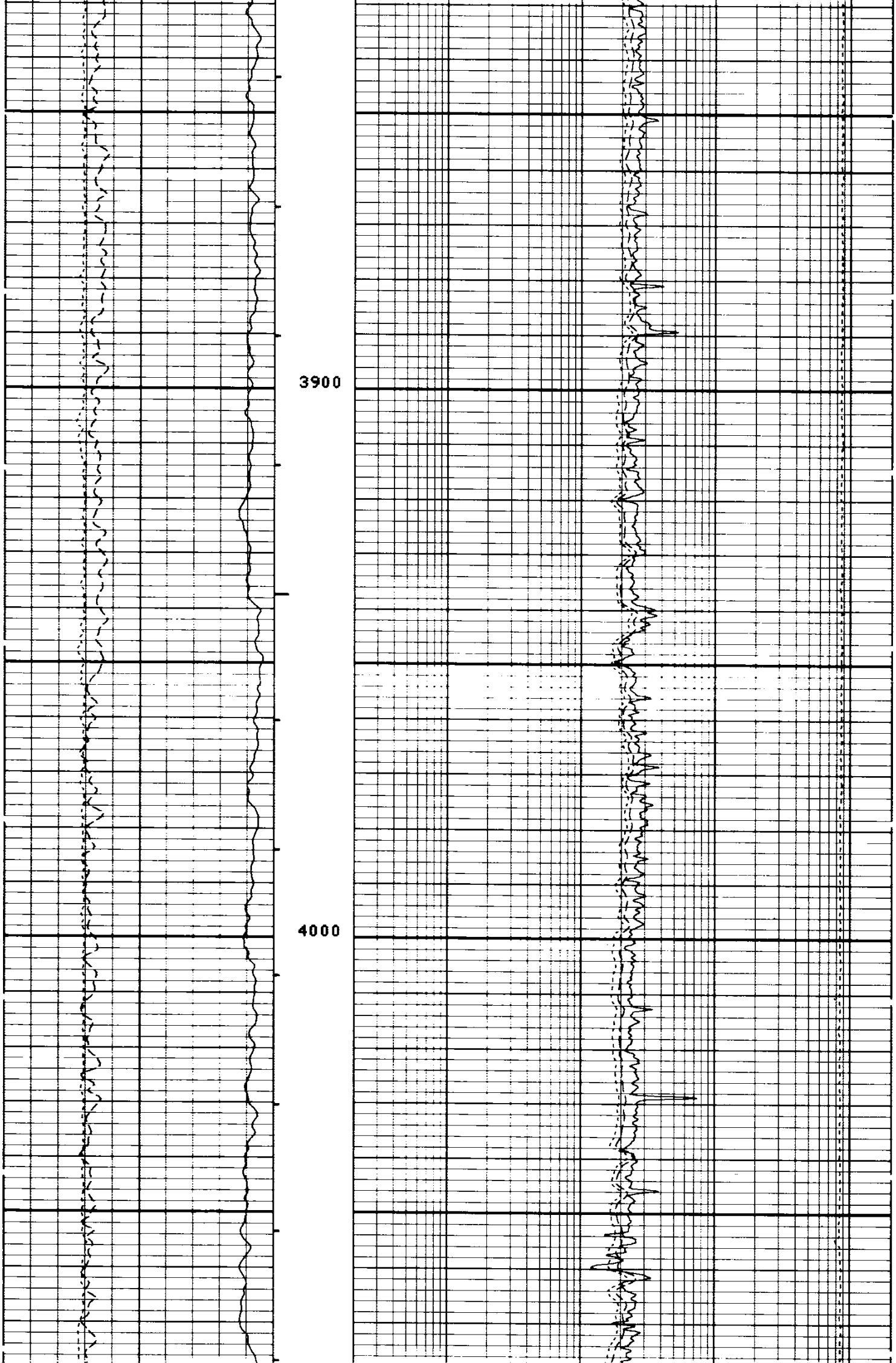

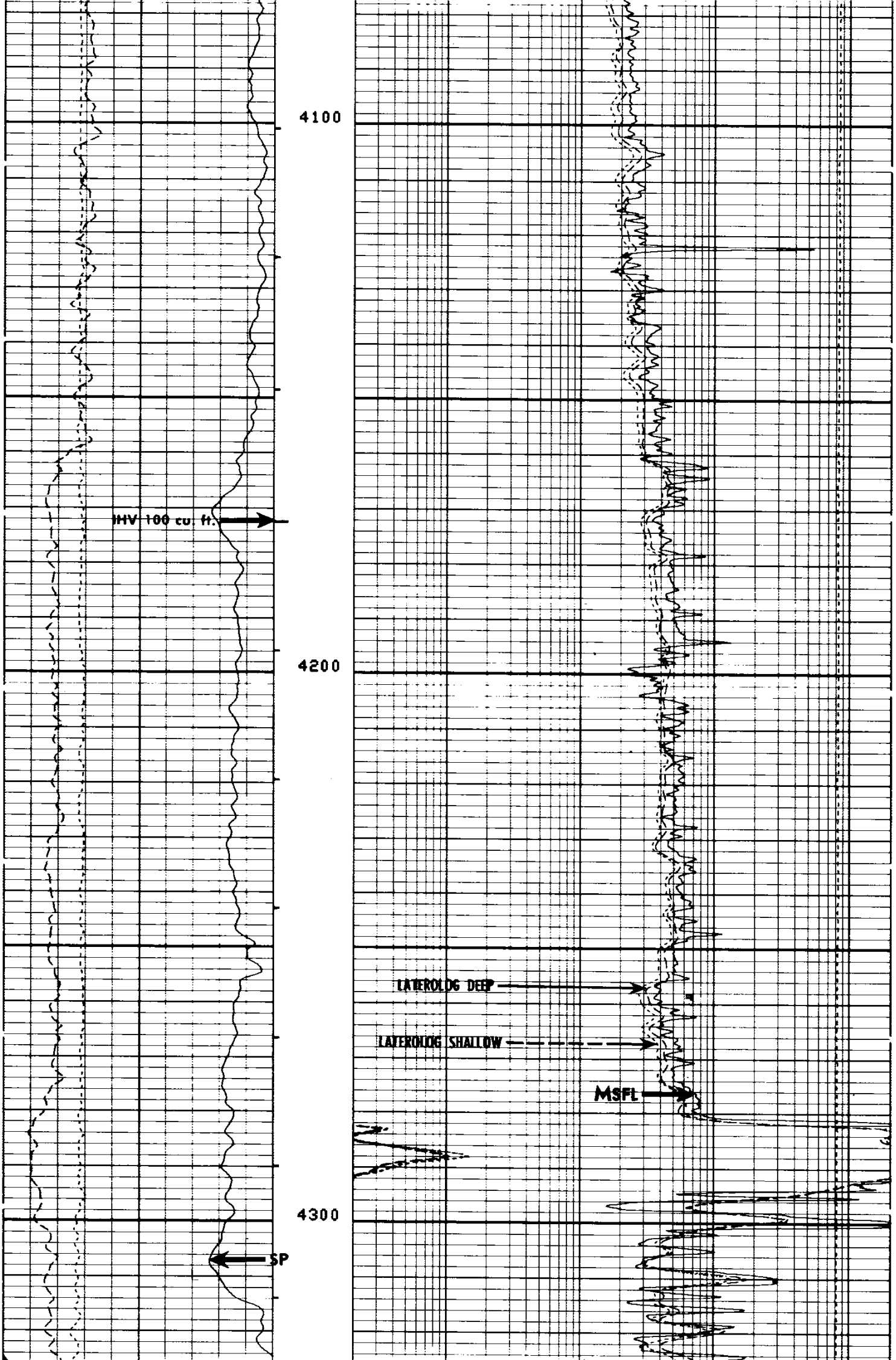

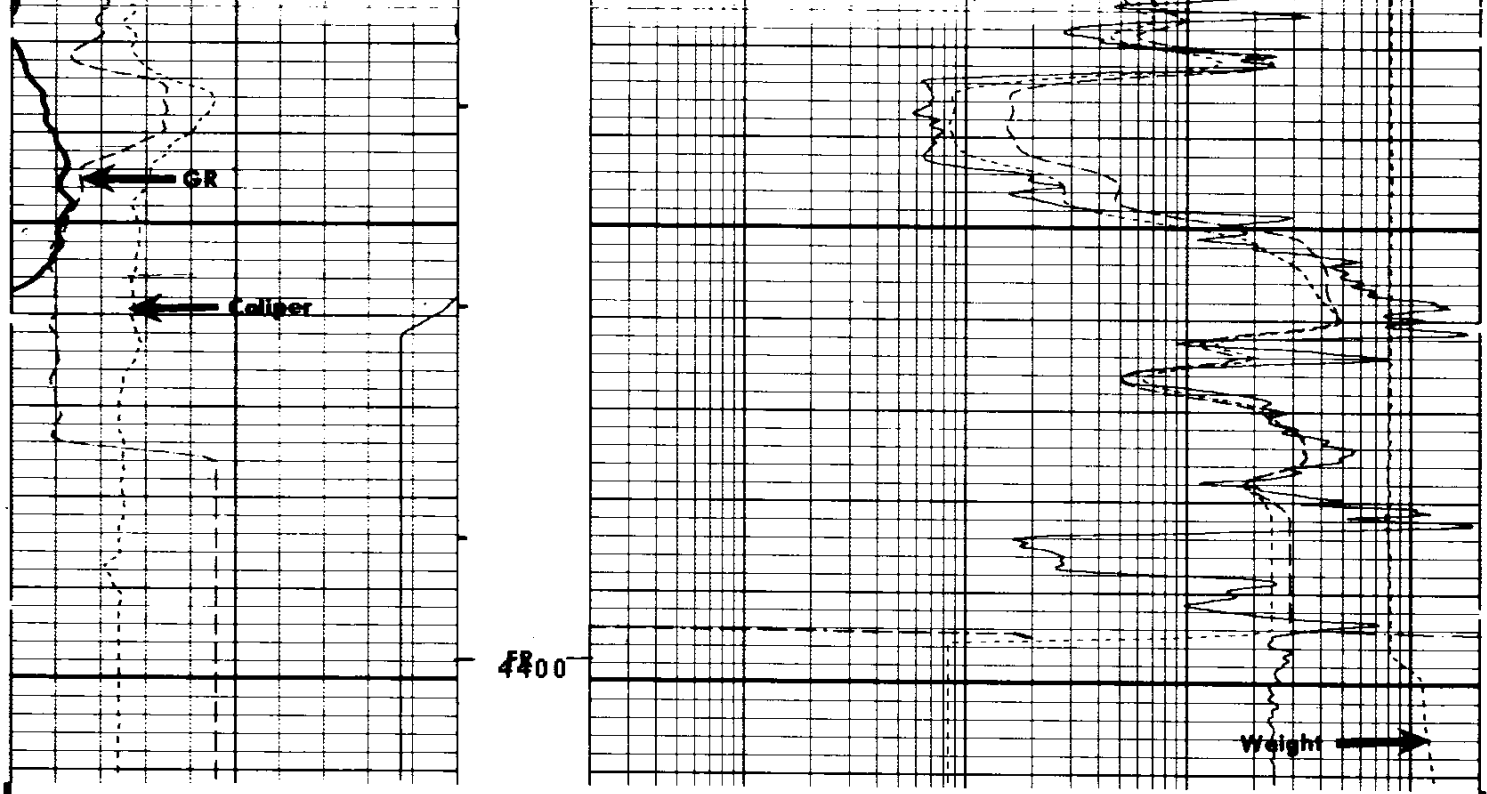

FILE 11 04-SEP-85 00:40

CALI(IN)		LLS (OHMM)		TENS(LB)	
6.0000	16.000	2000.0	200000	10000.	0.0
GR (GAPI)		LLD (OHMM)			
0.0	150.00	2000.0	200000		
SP (MV)		MSFL(OHMM)			
-100.0	0.0	.20000	2000.0		
		LLS (OHMM)			
		.20000	2000.0		
		LLD (OHMM)			
		.20000	2000.0		

SENSOR MEASURE POINT TO TOOL ZERO

SPAR	48.0	FEET	SP	48.0	FEET
CALI	3.0	FEET	GR	34.8	FEET
DI90	15.0	FEET	DV90	15.0	FEET
SI90	15.0	FEET	SV90	15.0	FEET
DI0	15.0	FEET	DV0	15.0	FEET
SI0	15.0	FEET	SV0	15.0	FEET
LLS	15.0	FEET	TENS	-.5	FEET
CMSF	1.0	FEET	LLD	15.0	FEET
I1	1.0	FEET			

PARAMETERS

NAME	VALUE	UNIT	NAME	VALUE	UNIT
BHS	OPEN		SPT	STAN	
BS	8.75000	IN			

CALI(IN)
6.0000 16.000
GR (GAPI)
0.0 150.00
SP (MV)
-100.0 0.0

LLS (OHMM)
2000.0 200000
LLD (OHMM)
2000.0 200000
MSFL(OHMM)
.20000 2000.0
LLS (OHMM)
.20000 2000.0
LLD (OHMM)
.20000 2000.0

TENS(LB)
10000. 0.0

REPEAT SECTION

FILE 6 04-SEP-85 00:20



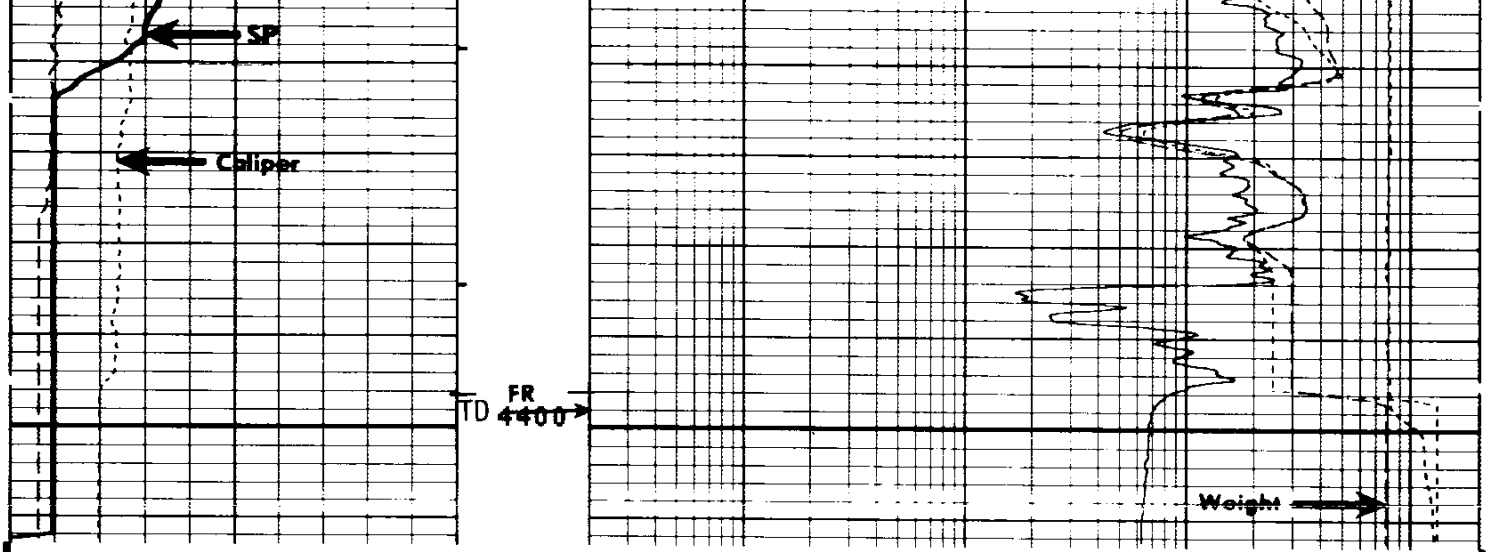

FILE 6 04-SEP-85 00:11 **REPEAT SECTION**

CALI(IN)
6.0000 16.000
GR (GAPI)
0.0 150.00
SP (MV)
-100.0 0.0

LLS (OHMM)
2000.0 200000
LLD (OHMM)
2000.0 200000
TENS(LB)
10000. 0.0
MSFL(OHMM)
.20000 2000.0
LLS (OHMM)
.20000 2000.0
LLD (OHMM)
.20000 2000.0

SENSOR MEASURE POINT TO TOOL ZERO

SPAR	48.0	FEET	SP	48.0	FEET
CALI	3.0	FEET	GR	34.8	FEET
DI90	15.0	FEET	DV90	15.0	FEET
SI90	15.0	FEET	SV90	15.0	FEET
DI0	15.0	FEET	DV0	15.0	FEET
SI0	15.0	FEET	SV0	15.0	FEET
LLS	15.0	FEET	TENS	-.5	FEET
CMSF	1.0	FEET	LLD	15.0	FEET
I1	1.0	FEET			

PARAMETERS

NAME	VALUE	UNIT	NAME	VALUE	UNIT
BHS	OPEN		SPT	STAN	
BS	8.75000	IN			

CALI(IN)
6.0000 16.000
GR (GAPI)
0.0 150.00
SP (MV)
-100.0 0.0

LLS (OHMM)
2000.0 200000
LLD (OHMM)
2000.0 200000
TENS(LB)
10000. 0.0
MSFL(OHMM)
.20000 2000.0
LLS (OHMM)
.20000 2000.0
LLD (OHMM)
.20000 2000.0

REPEAT SECTION

FILE 15 04-SEP-85 03:15

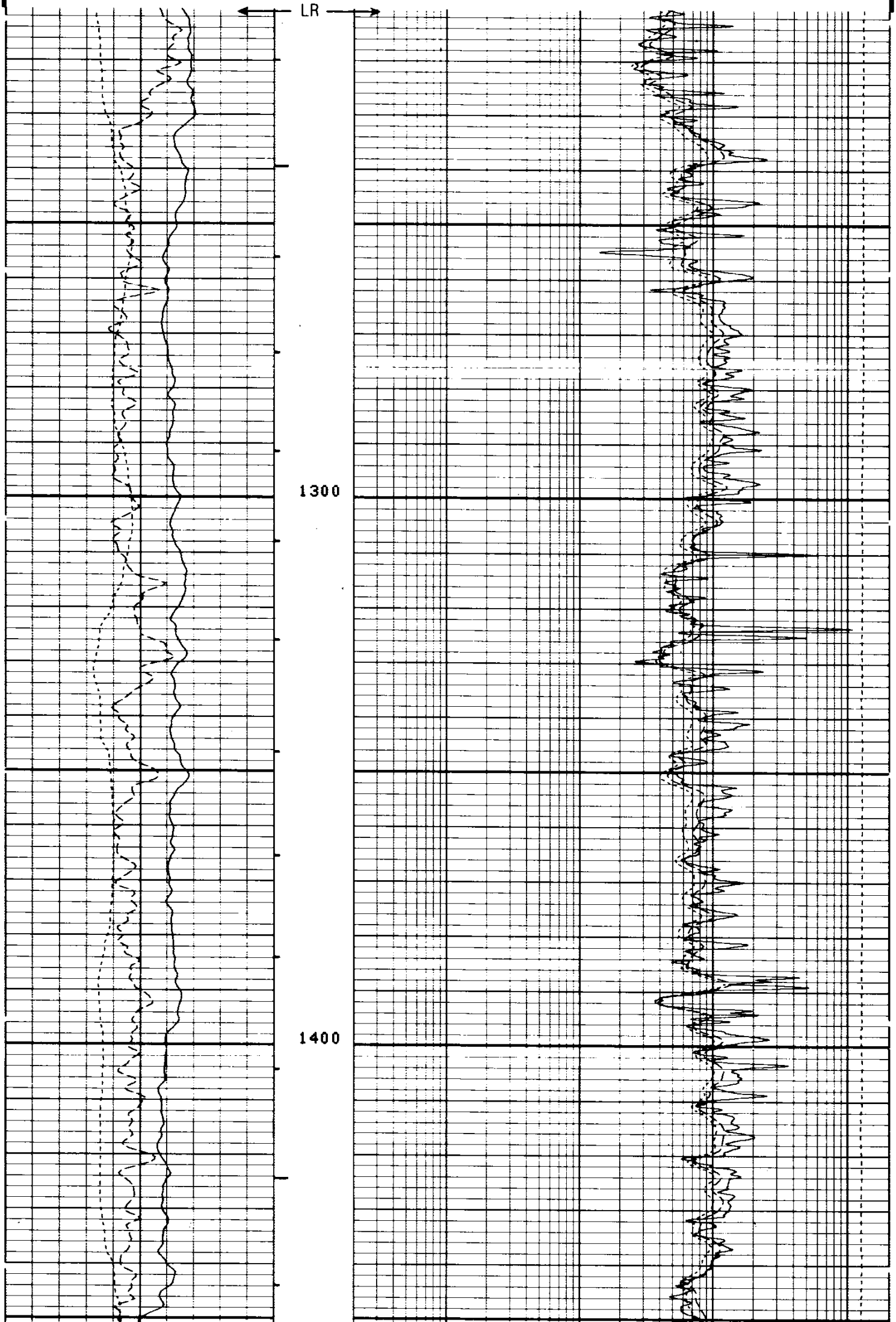

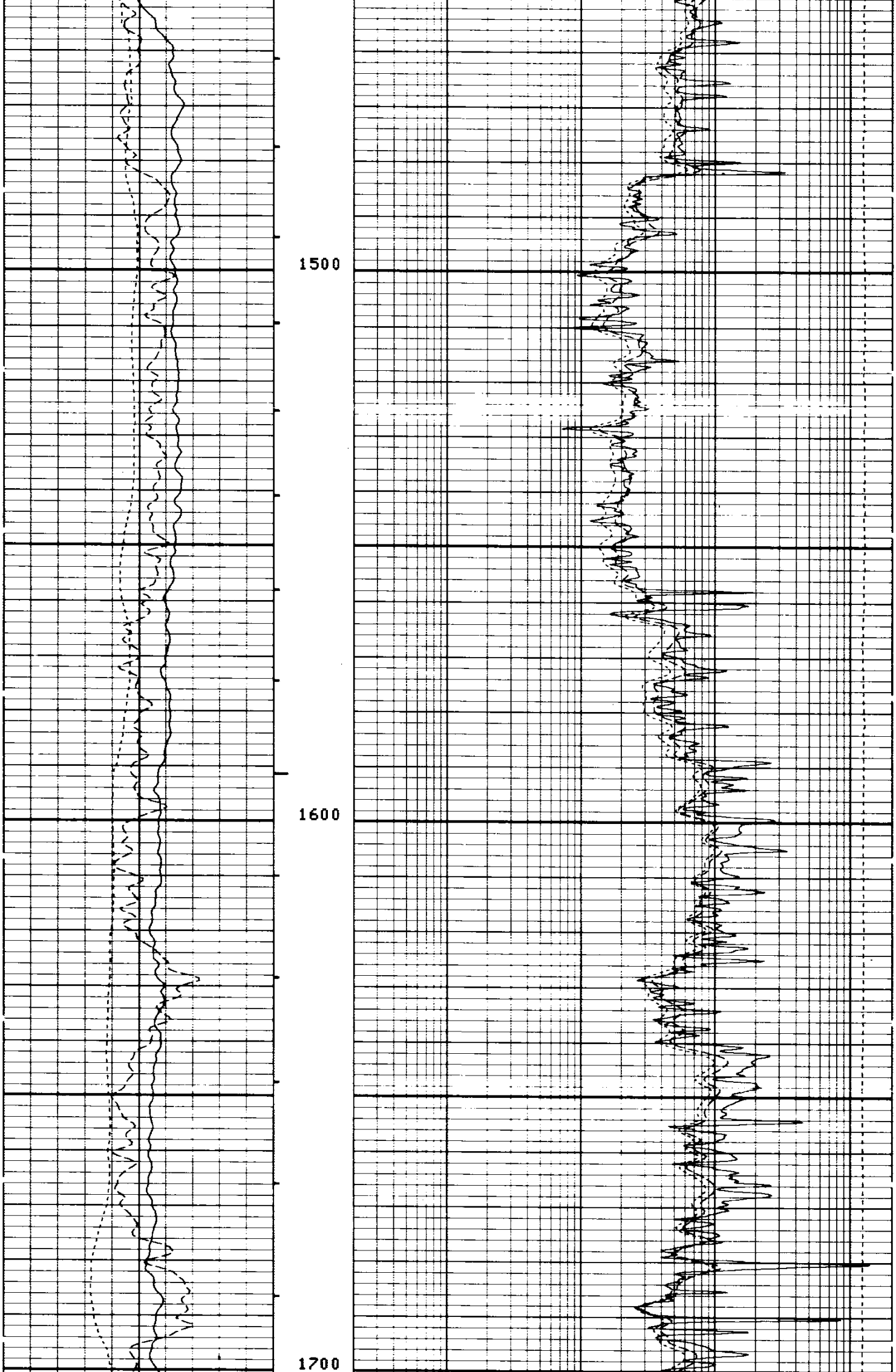

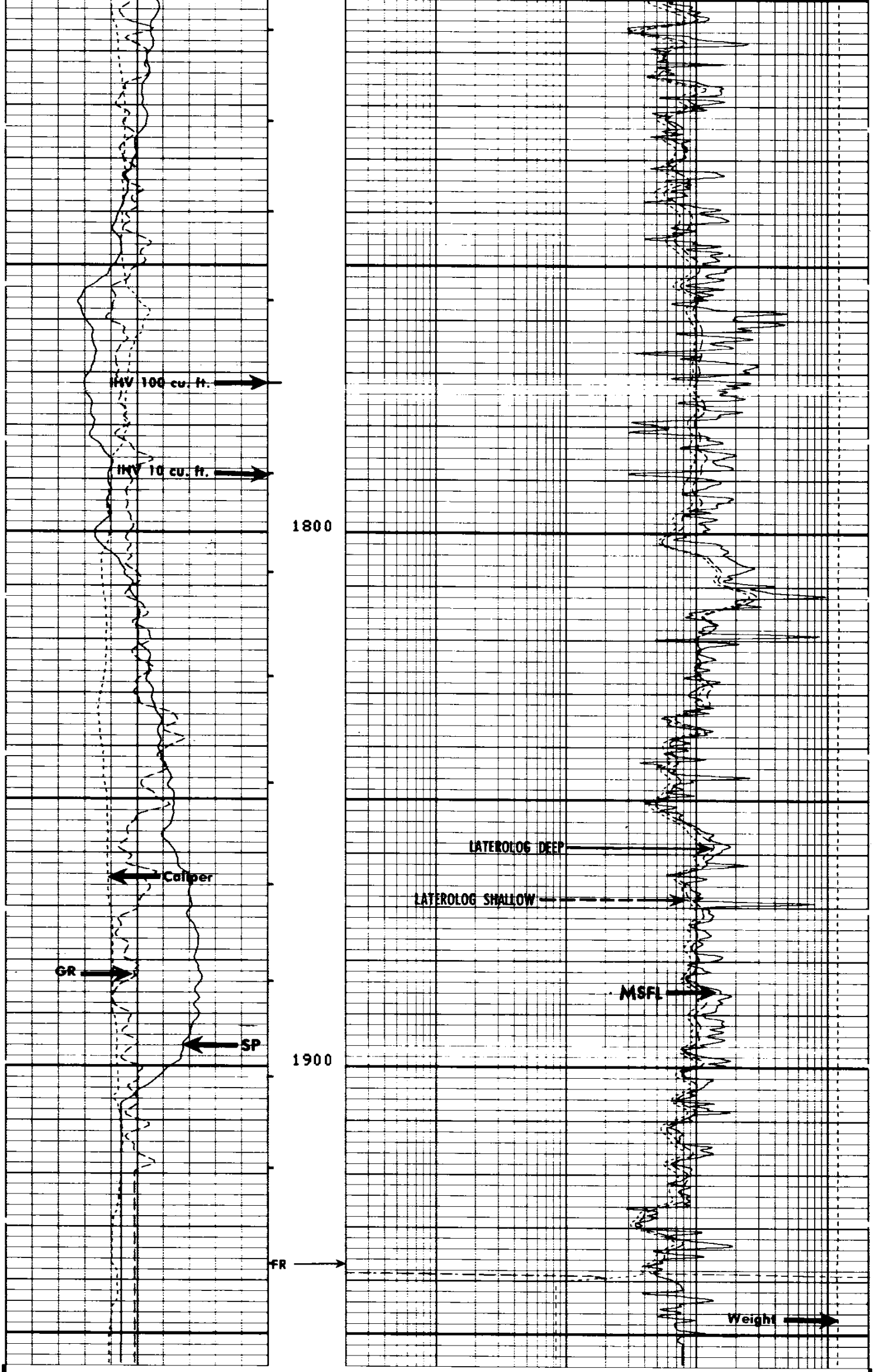

FILE 15 04-SEP-85 02:53 **REPEAT SECTION**

CALI(IN) 6.0000 – 16.000	LLS (OHMM) 2000.0 – 200000	
GR (GAPI) 0.0 – 150.00	LLD (OHMM) 2000.0 – 200000	TENS(LB) 10000. – 0.0
SP (MV) -100.0 – 0.0	MSFL(OHMM) .20000 – 2000.0	
	LLS (OHMM) .20000 – 2000.0	
	LLD (OHMM) .20000 – 2000.0	

SENSOR MEASURE POINT TO TOOL ZERO

SPAR	48.0	FEET	SP	48.0	FEET
CALI	3.0	FEET	GR	34.8	FEET
DI90	15.0	FEET	DV90	15.0	FEET
SI90	15.0	FEET	SV90	15.0	FEET
DI0	15.0	FEET	DV0	15.0	FEET
SI0	15.0	FEET	SV0	15.0	FEET
LLS	15.0	FEET	TENS	-.5	FEET
CMSF	1.0	FEET	LLD	15.0	FEET
I1	1.0	FEET			

PARAMETERS

NAME	VALUE	UNIT	NAME	VALUE	UNIT
BHS	OPEN		SPT	STAN	
BS	8.75000	IN			

CALI(IN) 6.0000 – 16.000	LLS (OHMM) 2000.0 – 200000	
GR (GAPI) 0.0 – 150.00	LLD (OHMM) 2000.0 – 200000	TENS(LB) 10000. – 0.0
SP (MV) -100.0 – 0.0	MSFL(OHMM) .20000 – 2000.0	
	LLS (OHMM) .20000 – 2000.0	
	LLD (OHMM) .20000 – 2000.0	

FILE 3 03-SEP-85 23:48

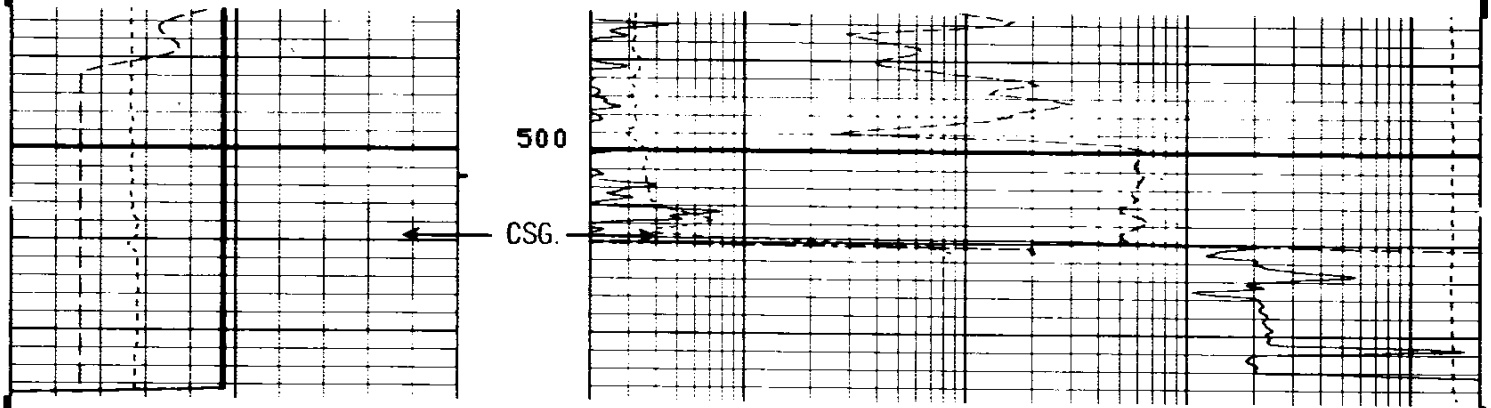

```
                     FILE    3       03-SEP-85 23:46

                                      LLS (OHMM)
                                2000.0           200000
                                      LLD (OHMM)                    TENS(LB  )
                                2000.0           200000  10000.                  0.0
         CALI(IN  )                                   MSFL(OHMM)
6.0000            16.000        .20000                                        2000.0
         GR  (GAPI)                                    LLS (OHMM)
0.0               150.00        .20000                                        2000.0
         SP   (MV   )                                  LLD (OHMM)
-100.0               0.0        .20000                                        2000.0

                     SENSOR MEASURE POINT TO TOOL ZERO

        SPAR 48.0  FEET                        SP    48.0  FEET
        CALI  3.0  FEET                        GR    34.8  FEET
        DI90 15.0  FEET                        DV90  15.0  FEET
        SI90 15.0  FEET                        SV90  15.0  FEET
        DIO  15.0  FEET                        DVO   15.0  FEET
        SIO  15.0  FEET                        SVO   15.0  FEET
        LLS  15.0  FEET                        TENS   -.5  FEET
        CMSF  1.0  FEET                        LLD   15.0  FEET
        I1    1.0  FEET

                              PARAMETERS

        NAME  VALUE    UNIT                     NAME  VALUE    UNIT

        BHS   OPEN                              SPT   STAN
        BS    8.75000  IN

                   AFTER SURVEY TOOL CHECK SUMMARY

    PERFORMED:      85/09/04
    PROGRAM FILE: MILL    (VERSION    26.2    83/11/17)

  DSTD                       TOOL  CHECK

                           PLUS
                    BEFORE       AFTER      UNITS
    LLS              31.60       31.6366     OHMM
    LLD              31.60       32.9353     OHMM

  DST                        TOOL  CHECK

                       ZERO                         PLUS
               BEFORE        AFTER          BEFORE       AFTER      UNITS
   CMSF          0.0            .0          1000.0       999.5      MMHO
     I1          0.0          -.6            200.0       221.6      MMHO

                     FILE  13       04-SEP-85 02:46
                   BEFORE SURVEY CALIBRATION SUMMARY

    PERFORMED:      85/09/04
    PROGRAM FILE: MILL    (VERSION    26.2    83/11/17)

  DSTD               ELECTRONICS CALIBRATION SUMMARY

               MEASURED                          CALIBRATED        UNITS
    LLS         36.25                               31.6094      OHMM
    LLD         37.25                               31.6094      OHMM

  DST                ELECTRONICS CALIBRATION SUMMARY

               MEASURED                         CALIBRATED
             ZERO     PLUS                   ZERO       PLUS        UNITS
   CMSF       .0     999.0                   0.0      1000.0        MMHO
     I1     -3.1      99.8                   0.0       200.0        MMHO

  SGTE               DETECTOR CALIBRATION SUMMARY

               MEASURED
             BKGD     JIG           CALIBRATED           UNITS
    GR        40      203              165                GAPI

  DST                CALIPER CALIBRATION SUMMARY

               MEASURED                         CALIBRATED
             SMALL    LARGE                  SMALL      LARGE       UNITS
   CALI       6.4     10.1                    8.1       12.1         IN

                     FILE   10       04-SEP-85 00:38
```