

# Oregon Withholding Payments Charts for Receipts Through 1/2020

## Overview of Sector Charts

Sector		January 2020	January 2019	Difference	% Change
<b>All Sectors</b>					
	Month over Month Change	772,179,000	709,981,000	62,198,000	8.8%
	12 Months Ending	8,418,393,000	7,847,145,000	571,248,000	7.3%
<b>Agriculture, Forestry, Fishing, and Hunting</b>					
	Month over Month Change	8,166,000	8,315,000	-149,000	-1.8%
	12 Months Ending	111,983,000	110,061,000	1,922,000	1.7%
<b>Mining</b>					
	Month over Month Change	550,000	564,000	-14,000	-2.5%
	12 Months Ending	7,370,000	7,270,000	100,000	1.4%
<b>Utilities</b>					
	Month over Month Change	6,986,000	6,870,000	116,000	1.7%
	12 Months Ending	82,060,000	78,301,000	3,759,000	4.8%
<b>Construction</b>					
	Month over Month Change	40,669,000	38,408,000	2,261,000	5.9%
	12 Months Ending	496,430,000	449,106,000	47,324,000	10.5%
<b>Manufacturing</b>					
	Month over Month Change	84,297,000	79,412,000	4,885,000	6.2%
	12 Months Ending	997,534,000	972,207,000	25,327,000	2.6%
<b>Wholesale Trade</b>					
	Month over Month Change	35,847,000	36,811,000	-964,000	-2.6%
	12 Months Ending	429,209,000	407,603,000	21,606,000	5.3%
<b>Retail Trade</b>					
	Month over Month Change	43,036,000	40,549,000	2,487,000	6.1%
	12 Months Ending	495,126,000	468,004,000	27,122,000	5.8%
<b>Transportation and Warehousing</b>					
	Month over Month Change	19,501,000	19,538,000	-37,000	-0.2%
	12 Months Ending	225,872,000	220,001,000	5,871,000	2.7%
<b>Information</b>					
	Month over Month Change	19,787,000	19,803,000	-16,000	-0.1%
	12 Months Ending	229,810,000	222,587,000	7,223,000	3.2%
<b>Finance and Insurance</b>					
	Month over Month Change	123,667,000	107,349,000	16,318,000	15.2%
	12 Months Ending	1,178,275,000	1,085,538,000	92,737,000	8.5%
<b>Real Estate and Rental and Leasing</b>					
	Month over Month Change	10,991,000	10,385,000	606,000	5.8%
	12 Months Ending	114,862,000	98,851,000	16,011,000	16.2%

Oregon Department of Revenue, Research Section  
February 6, 2020

Data presented is based on our most current information. It is subject to continuous revision.

Sector	January 2020	January 2019	Difference	% Change
<b>Professional, Scientific, and Technical Services</b>				
Month over Month Change	58,267,000	57,348,000	919,000	1.6%
12 Months Ending	595,178,000	556,323,000	38,855,000	7.0%
<b>Management of Companies and Enterprises</b>				
Month over Month Change	35,699,000	28,786,000	6,913,000	24.0%
12 Months Ending	375,274,000	289,526,000	85,748,000	29.6%
<b>Administrative and Support and Waste Management and Remediation Services</b>				
Month over Month Change	26,102,000	25,842,000	260,000	1.0%
12 Months Ending	317,075,000	290,114,000	26,961,000	9.3%
<b>Educational Services</b>				
Month over Month Change	40,289,000	42,598,000	-2,309,000	-5.4%
12 Months Ending	529,877,000	499,605,000	30,272,000	6.1%
<b>Health Care and Social Assistance</b>				
Month over Month Change	93,598,000	95,750,000	-2,152,000	-2.2%
12 Months Ending	1,052,687,000	989,538,000	63,149,000	6.4%
<b>Arts, Entertainment, and Recreation</b>				
Month over Month Change	7,003,000	6,354,000	649,000	10.2%
12 Months Ending	70,723,000	65,592,000	5,131,000	7.8%
<b>Accommodation and Food Services</b>				
Month over Month Change	22,021,000	20,884,000	1,137,000	5.4%
12 Months Ending	265,753,000	246,910,000	18,843,000	7.6%
<b>Other Services (except Public Administration)</b>				
Month over Month Change	19,443,000	18,646,000	797,000	4.3%
12 Months Ending	181,078,000	168,043,000	13,035,000	7.8%
<b>Public Administration</b>				
Month over Month Change	70,661,000	44,365,000	26,296,000	59.3%
12 Months Ending	640,050,000	611,661,000	28,389,000	4.6%
<b>Unknown</b>				
Month over Month Change	5,597,000	1,405,000	4,192,000	298.4%
12 Months Ending	22,178,000	10,307,000	11,871,000	115.2%

Oregon Department of Revenue, Research Section

February 6, 2020

Data presented is based on our most current information. It is subject to continuous revision.

## Description of Monthly Sector Charts

Payments data from corporate excise tax and withholding programs is compiled monthly, for distribution to parties in the Department of Revenue and related economic and legislative agencies. The chief purpose of the Monthly Sector Charts is to provide up-to-date information about revenues coming into the State of Oregon. The payments data for each program is grouped by NAICS supersector, classifying companies into 20 industry sectors (or Unknown), and usually delivered by the second week following the reference month.

Payments are aggregated over the previous 12 months to remove seasonality and smooth the series. For example, data for January 2020 includes all withholding payments from February 1, 2019 to January 31, 2020.

Net corporate excise tax payments includes payments and refunds from the corporate excise, income and multi-state tax programs. Net withholding payments includes payments and refunds from the withholding tax program. Initially, some payments might not be allocated to a sector and will appear in the Unknown sector (99).

Major sectors in the state of Oregon are indexed to provide a relative comparison of withholding payments by industry. Sectors indexed in this way are Finance and Insurance, Healthcare and Social Assistance, Manufacturing, Public Administration and All Sectors.

## About NAICS

The North American Industry Classification System (NAICS) is the system for classifying business establishments used by most statistical agencies in the United States. In NAICS, economic units that use like processes to produce goods or services are grouped together.

Taxpayers are asked to provide a NAICS code on some tax returns and when they register as an employer in Oregon. Generally the NAICS code represents the primary business activity that generates at least 50% of the tax revenue. Different business activities generate corporate tax versus withholding tax, so the taxpayers and their NAICS codes do not necessarily overlap between the Corp and withholding sector charts. The taxpayers and their NAICS codes do not necessarily overlap with the employment statistics produced by the Oregon Employment Department.

Sector charts are aggregated by the two-digit NAICS “supersectors” listed below.

## 2017 NAICS Sectors

Click Number for Detailed Description (link to US Census Bureau website).

### Code NAICS Sector

---

<a href="#">11</a>	Agriculture, Forestry, Fishing and Hunting
<a href="#">21</a>	Mining
<a href="#">22</a>	Utilities
<a href="#">23</a>	Construction
<a href="#">31</a>	Manufacturing
<a href="#">42</a>	Wholesale Trade
<a href="#">44</a>	Retail Trade
<a href="#">48</a>	Transportation and Warehousing
<a href="#">51</a>	Information
<a href="#">52</a>	Finance and Insurance
<a href="#">53</a>	Real Estate and Rental and Leasing
<a href="#">54</a>	Professional, Scientific, and Technical Services
<a href="#">55</a>	Management of Companies and Enterprises
<a href="#">56</a>	Administrative, Support, Waste Management, and Remediation
<a href="#">61</a>	Educational Services
<a href="#">62</a>	Health Care and Social Assistance
<a href="#">71</a>	Arts, Entertainment, and Recreation
<a href="#">72</a>	Accommodation and Food Services
<a href="#">81</a>	Other Services (except Public Administration)
<a href="#">92</a>	Public Administration

---

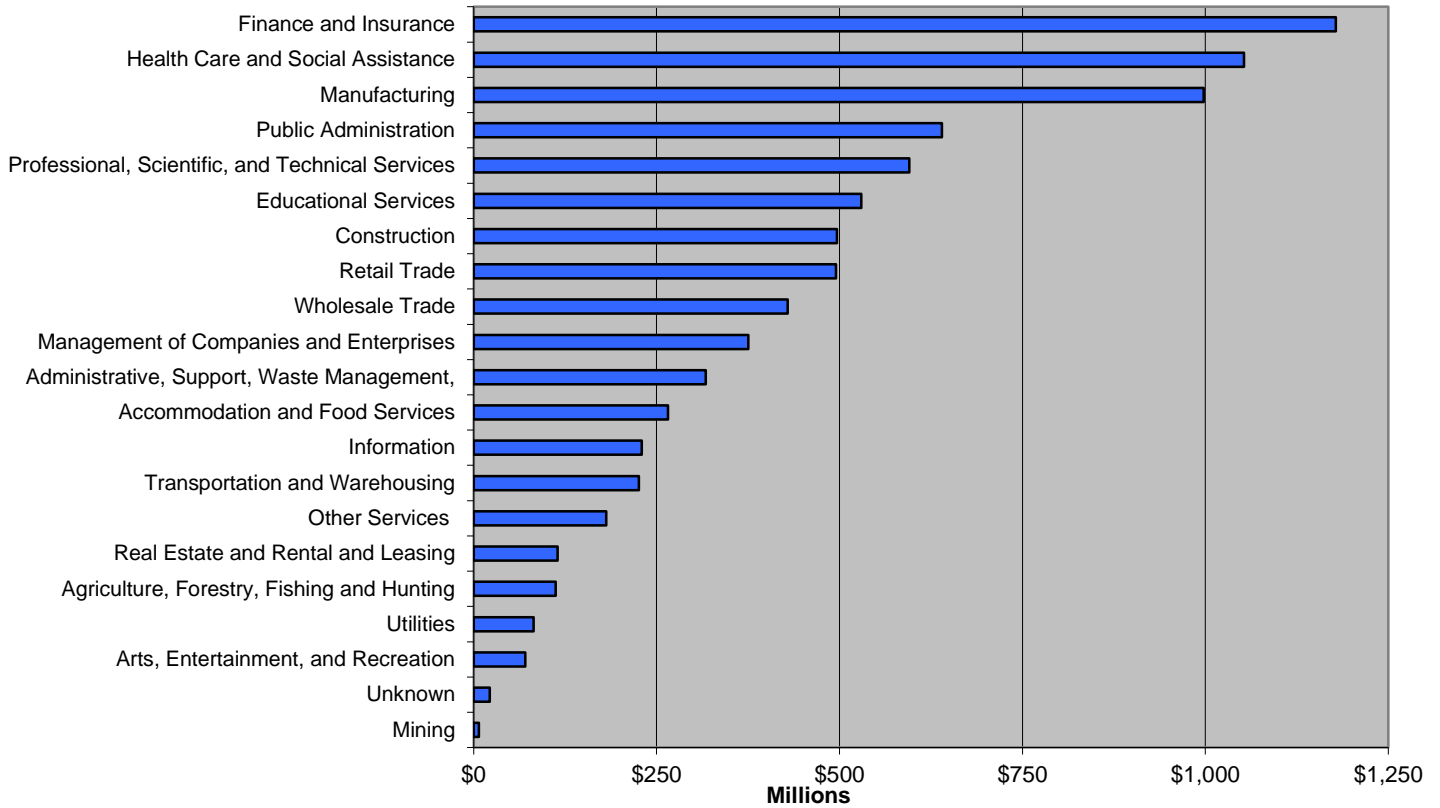
*Oregon Department of Revenue, Research Section*

February 6, 2020

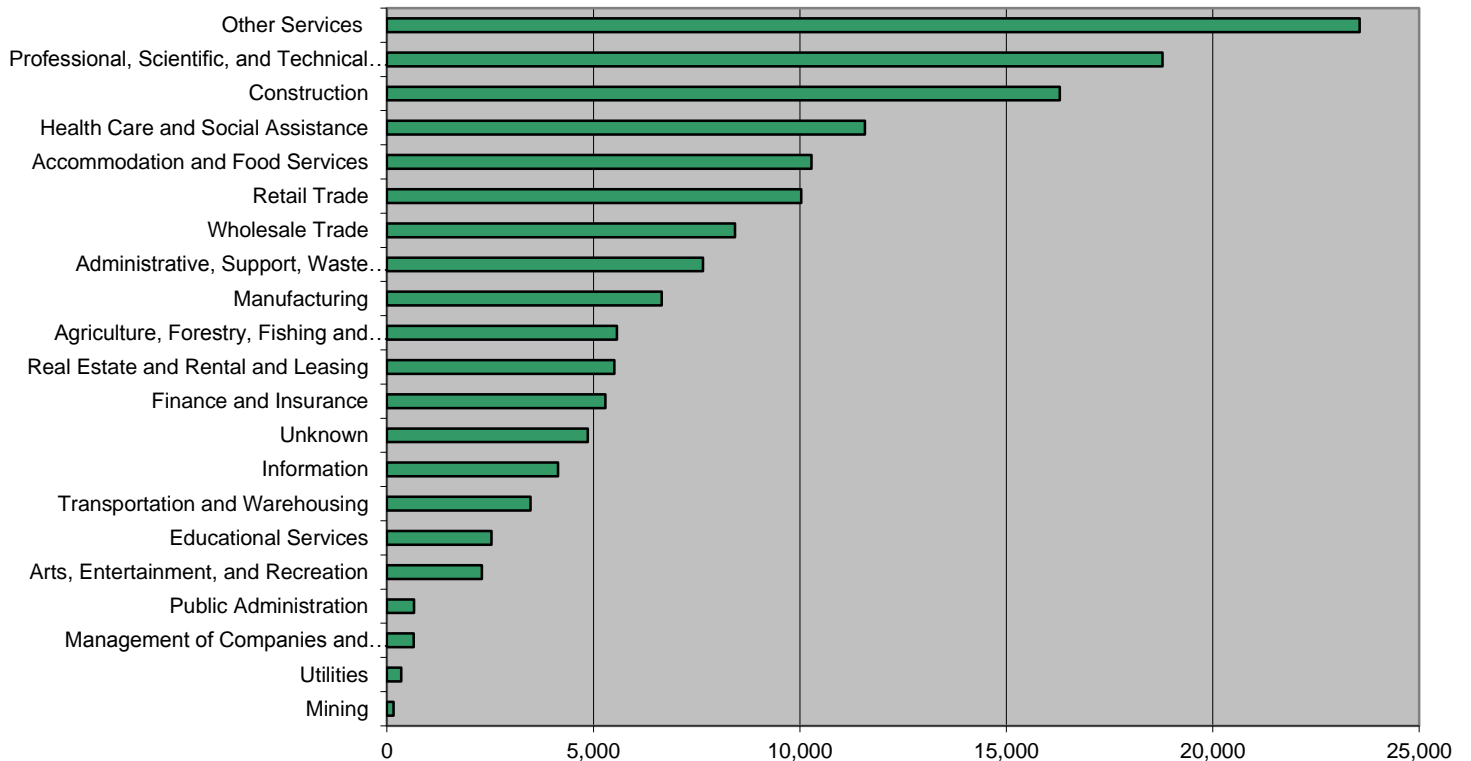
Data presented is based on our most current information. It is subject to continuous revision.

# Withholding Tax: 12-Months Ending 01/2020

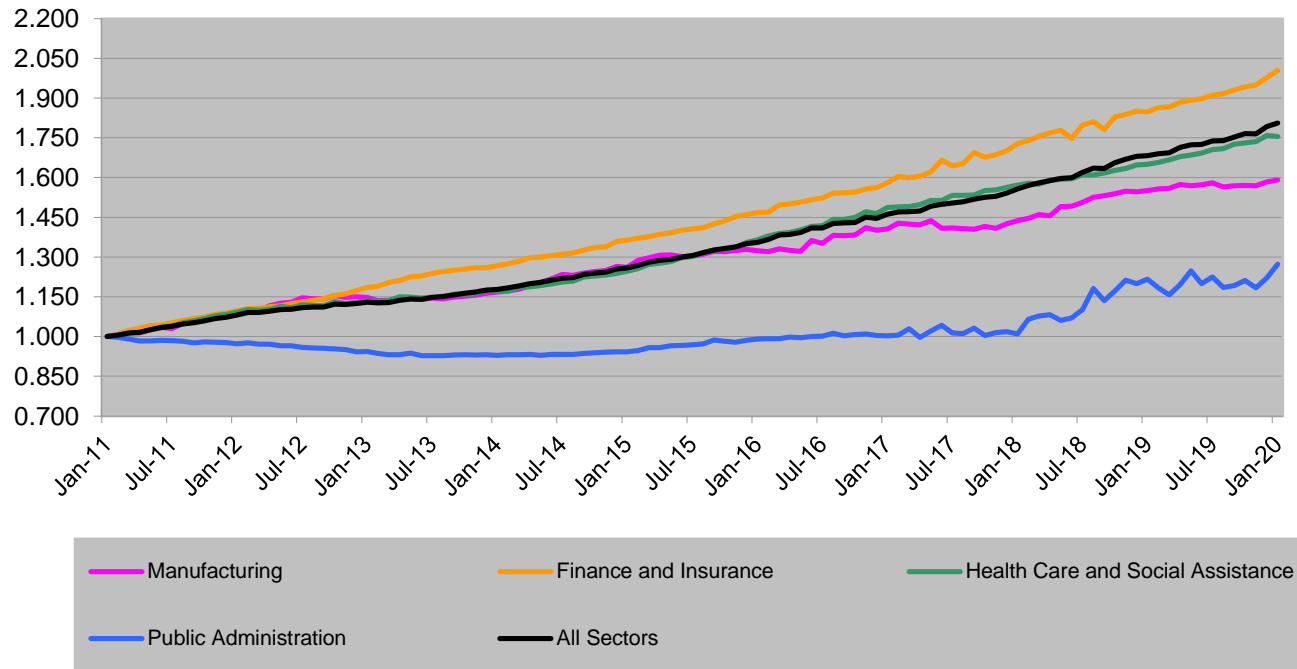
## Amount of Withholding Payments by Sector - 12-months Ending January 2020



## Number of Withholding Taxpayers by Sector - 12-months Ending January 2020

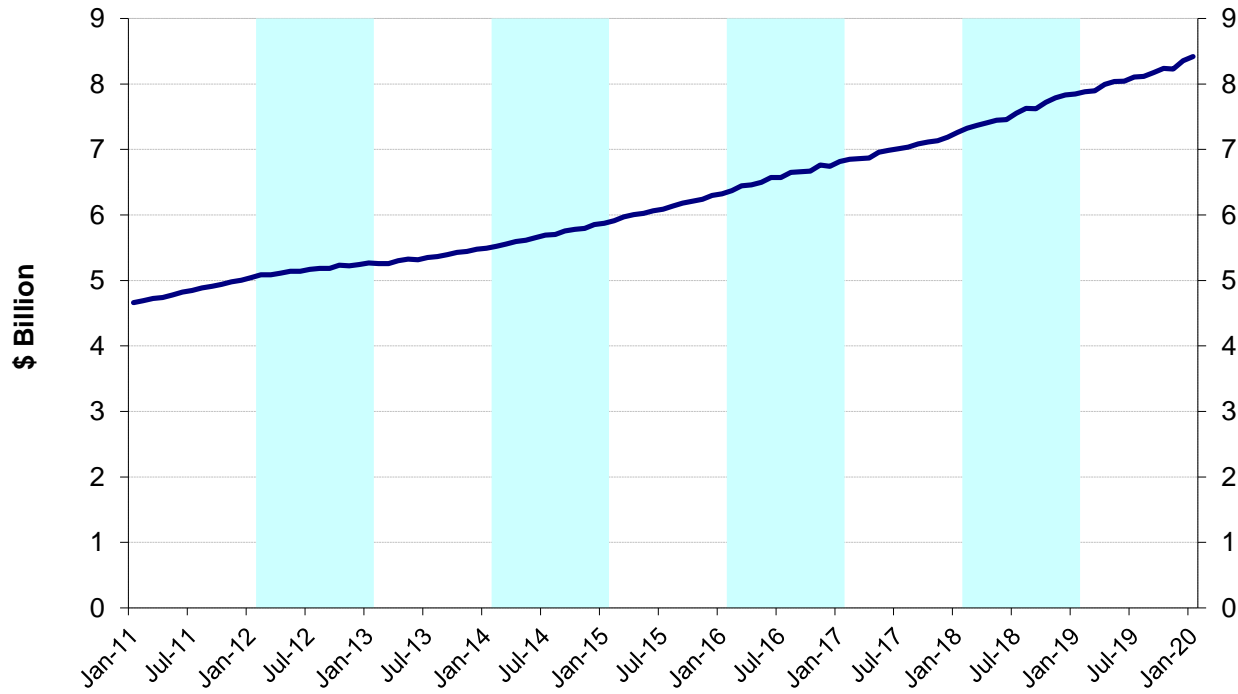


## Oregon Withholding Payments Index of Major Sectors



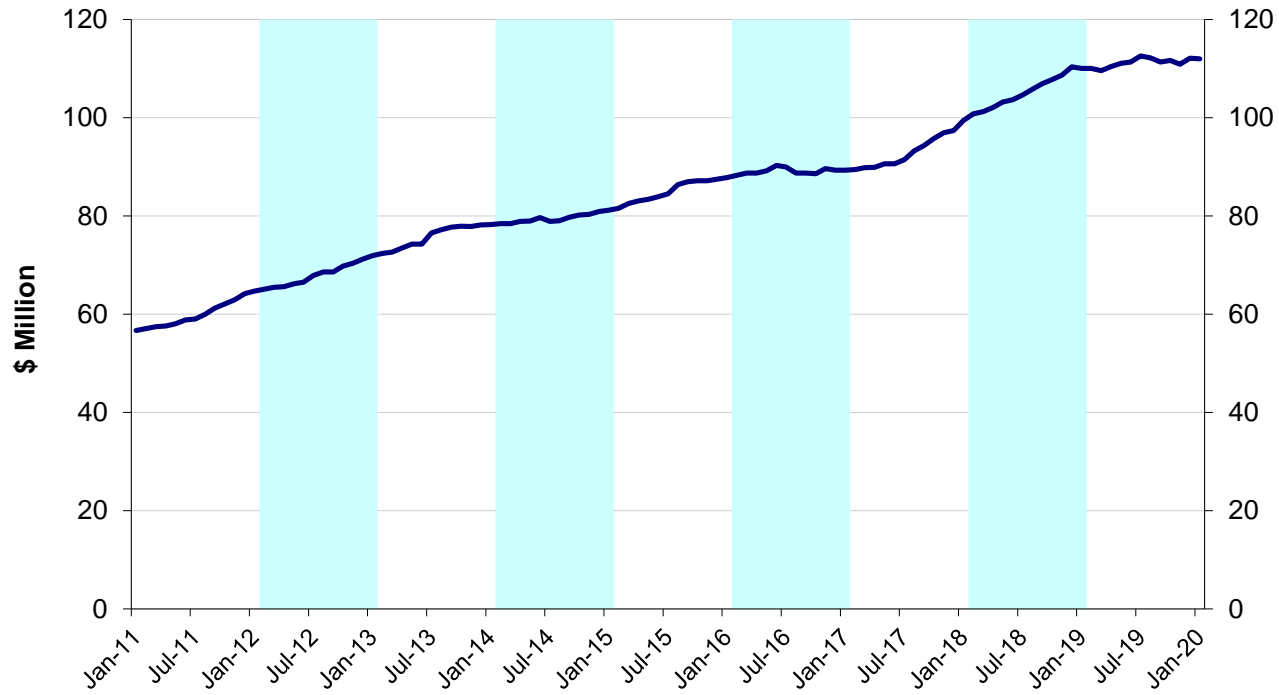
Oregon Department of Revenue, Research Section  
February 6, 2020

# All Sectors Oregon Withholding Payments - 12-Month Moving Totals



Oregon Department of Revenue, Research Section  
February 6, 2020

## SECTOR: Agriculture, Forestry, Fishing and Hunting Oregon Withholding Payments - 12-Month Moving Totals



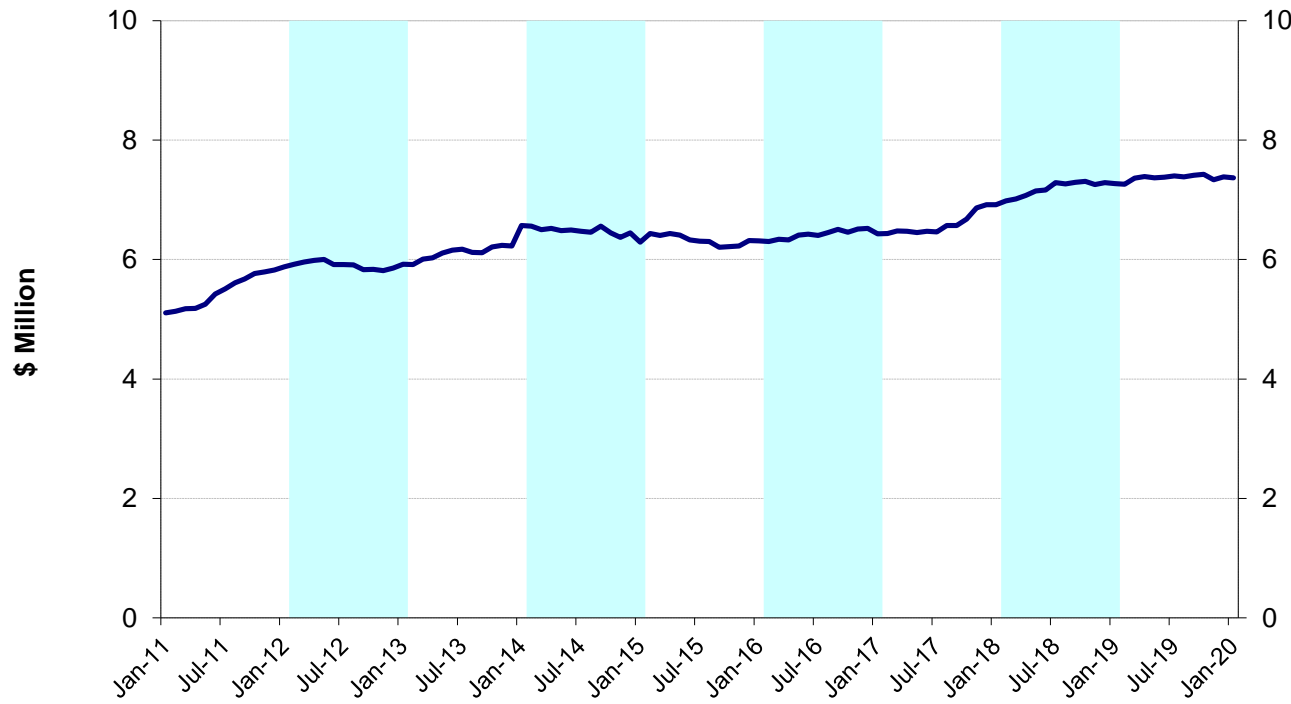
[Description of Sector](#)

Oregon Department of Revenue, Research Section  
February 6, 2020



# SECTOR: Mining

## Oregon Withholding Payments - 12-Month Moving Totals

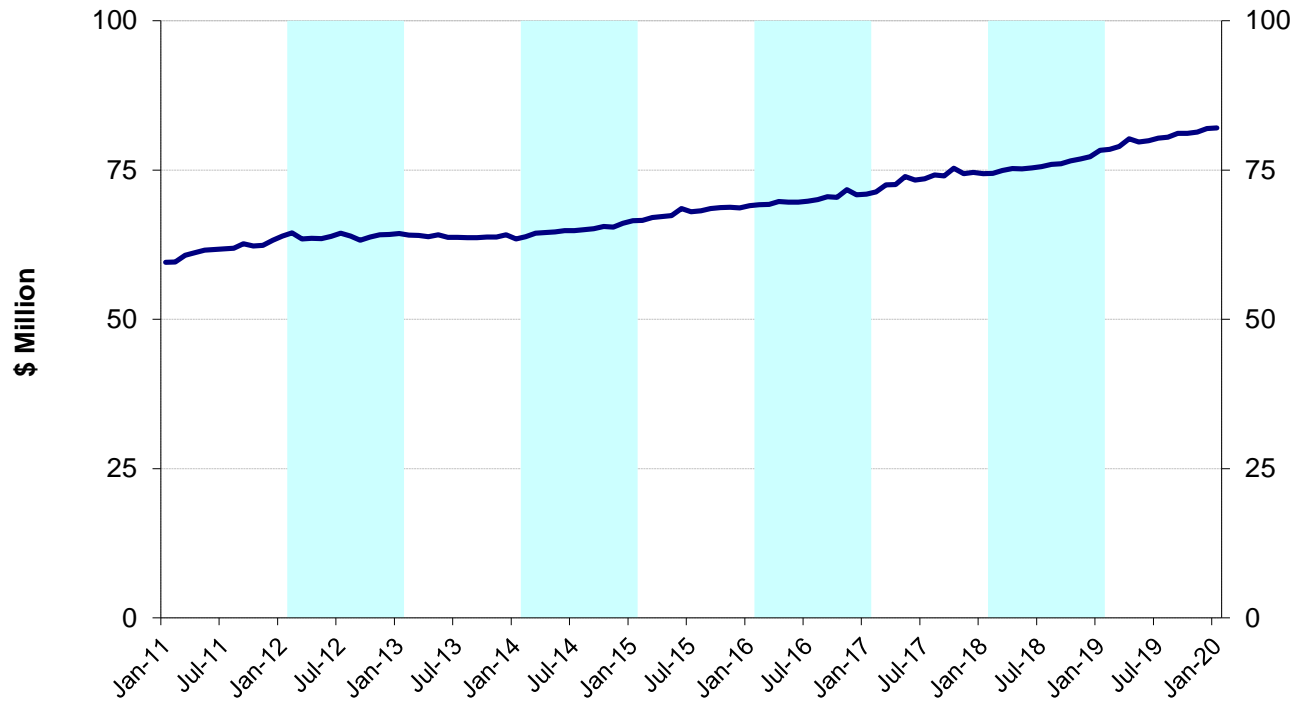


[Description of Sector](#)

Oregon Department of Revenue, Research Section  
February 6, 2020

# SECTOR: Utilities

## Oregon Withholding Payments - 12-Month Moving Totals

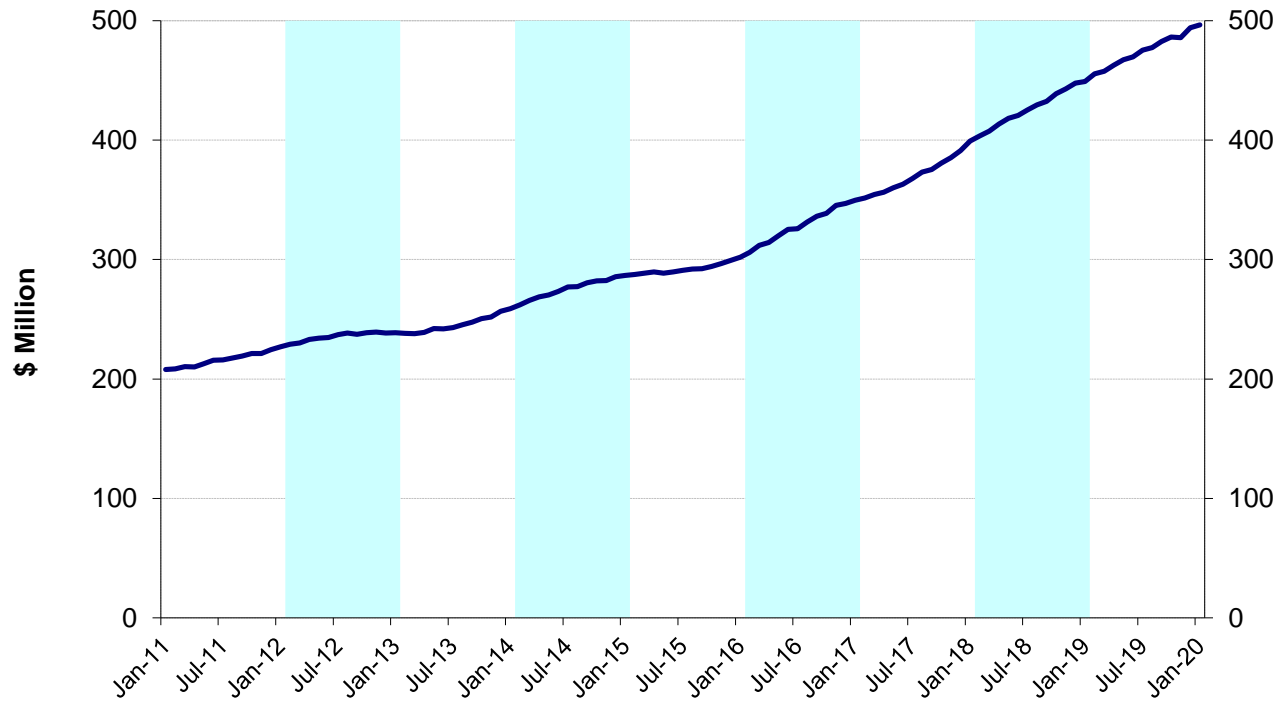


[Description of Sector](#)

Oregon Department of Revenue, Research Section  
February 6, 2020

# SECTOR: Construction

## Oregon Withholding Payments - 12-Month Moving Totals

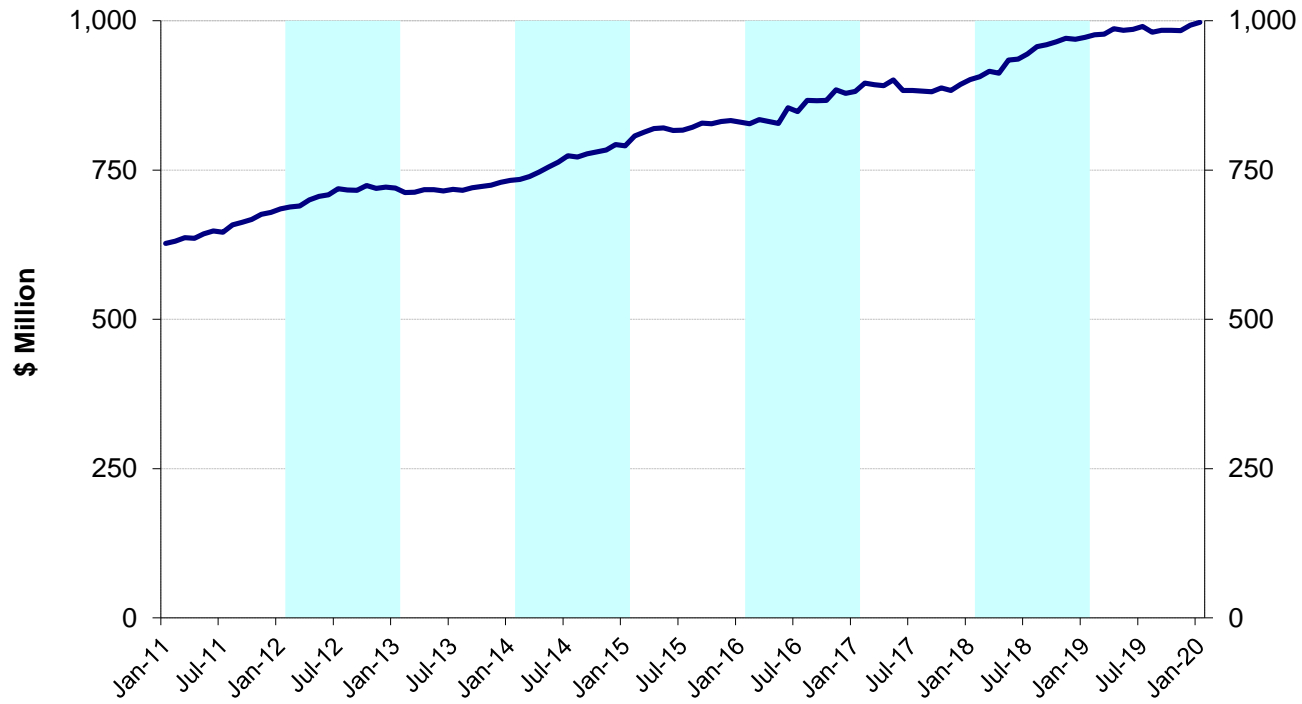


[Description of Sector](#)

Oregon Department of Revenue, Research Section  
February 6, 2020

# SECTOR: Manufacturing

## Oregon Withholding Payments - 12-Month Moving Totals

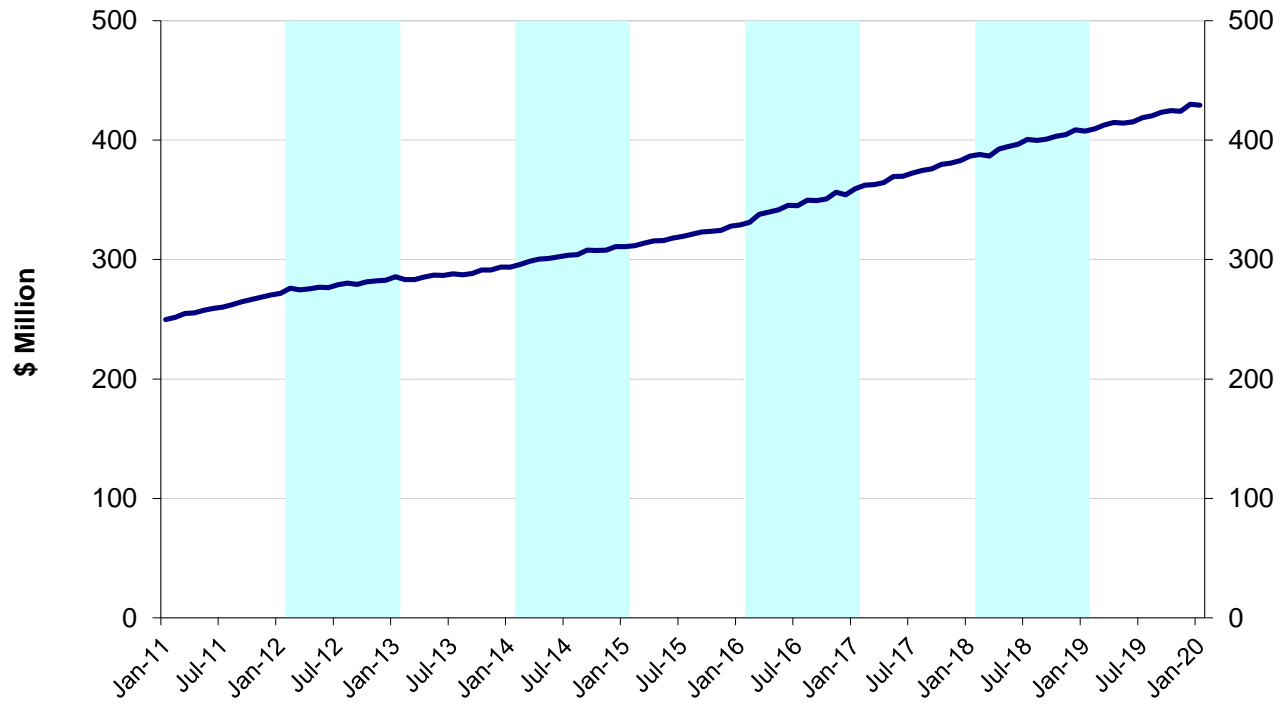


[Description of Sector](#)

Oregon Department of Revenue, Research Section  
February 6, 2020

# SECTOR: Wholesale Trade

## Oregon Withholding Payments - 12-Month Moving Totals

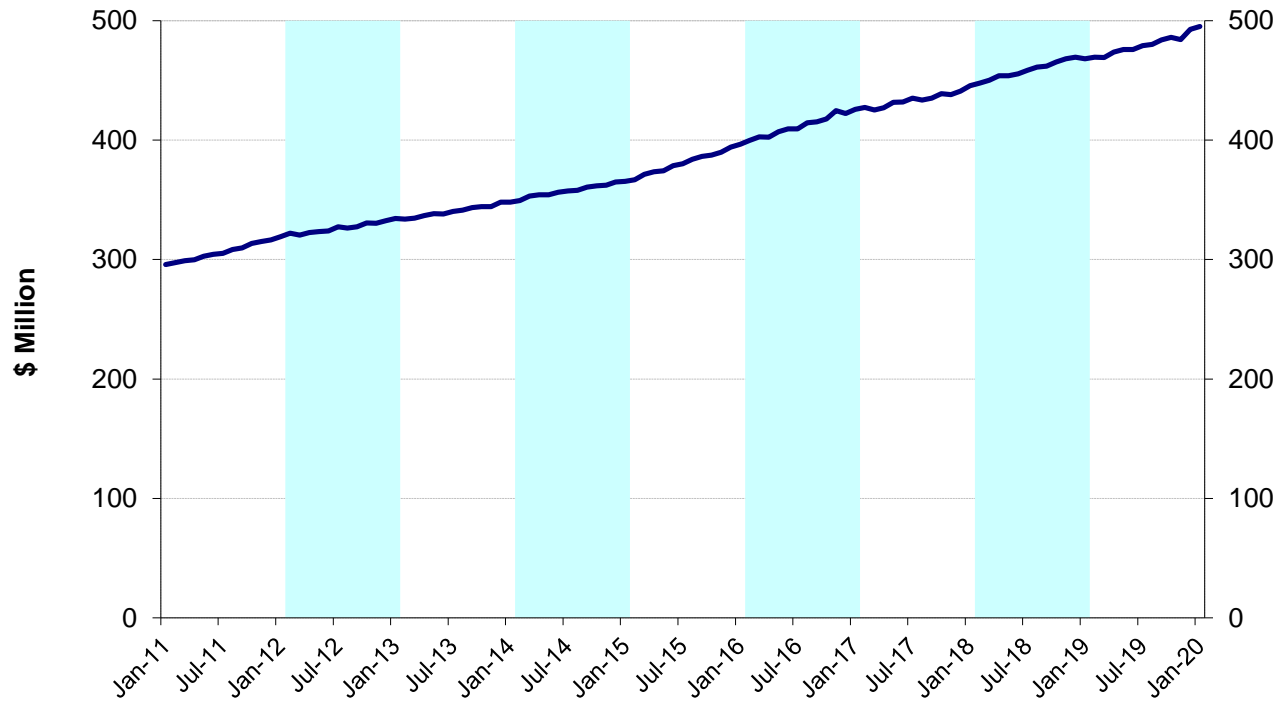


[Description of Sector](#)

Oregon Department of Revenue, Research Section  
February 6, 2020

# SECTOR: Retail Trade

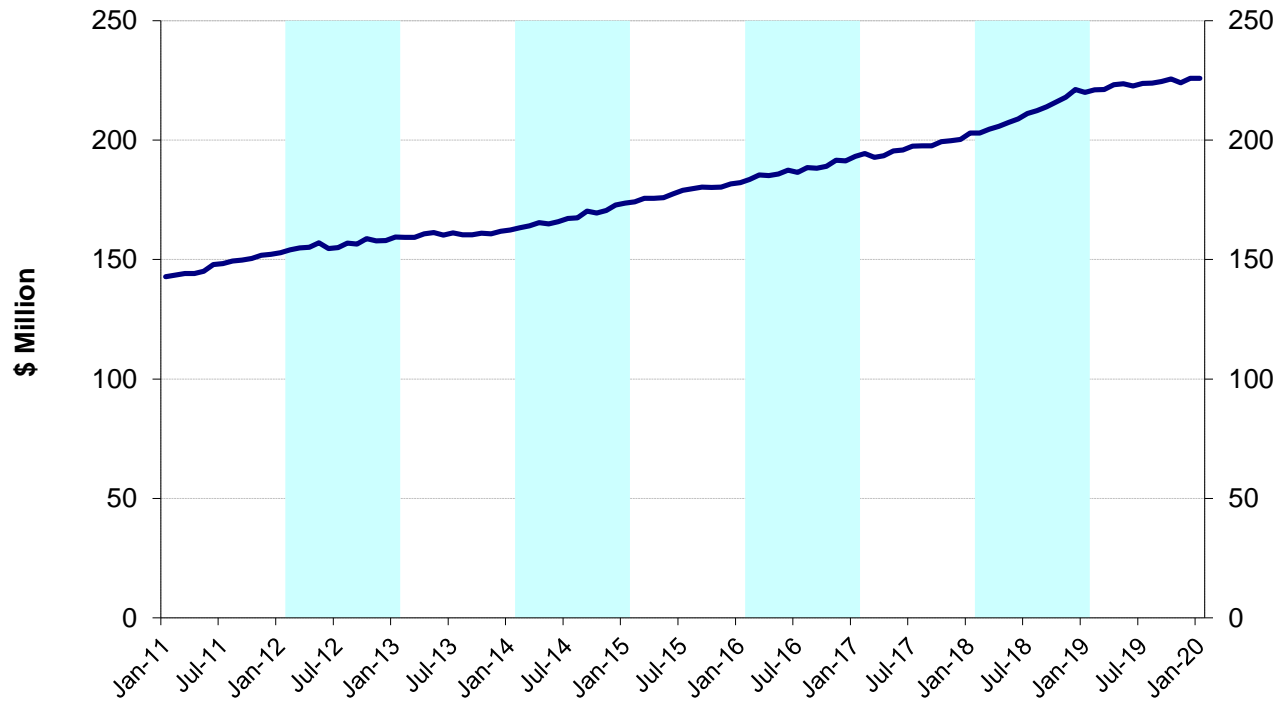
## Oregon Withholding Payments - 12-Month Moving Totals



[Description of Sector](#)

Oregon Department of Revenue, Research Section  
February 6, 2020

## SECTOR: Transportation and Warehousing Oregon Withholding Payments - 12-Month Moving Totals

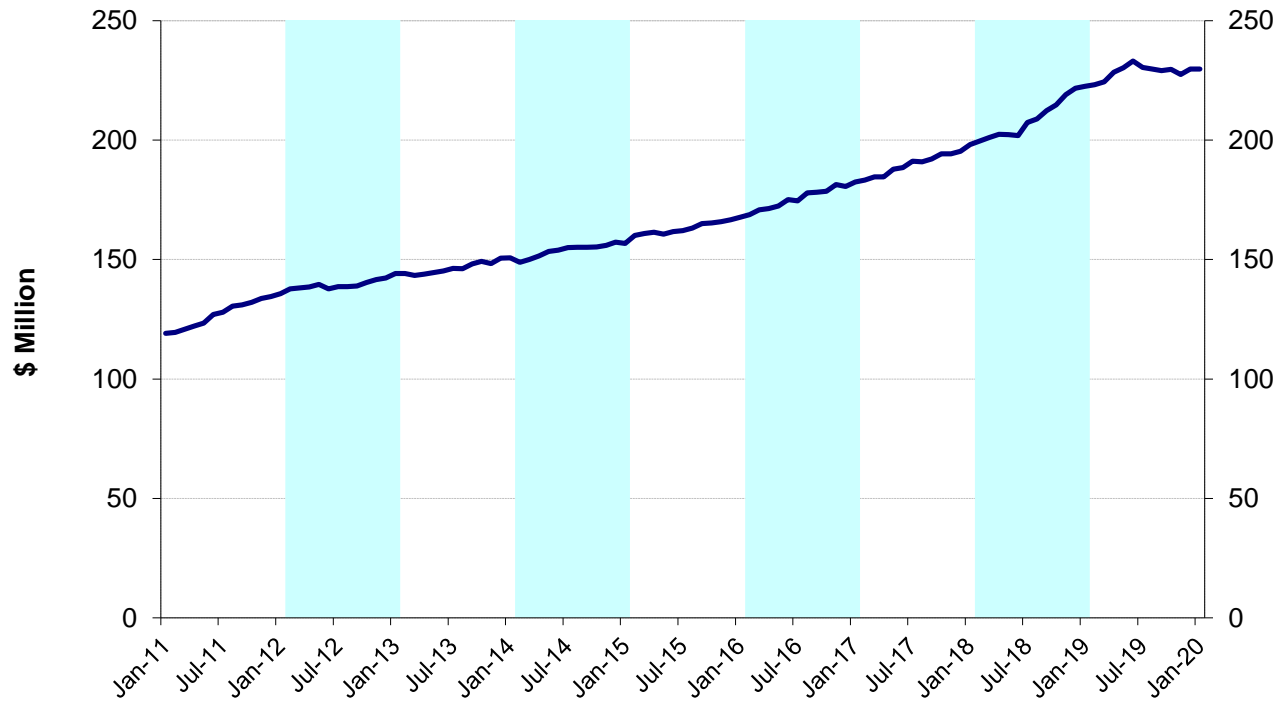


[Description of Sector](#)

Oregon Department of Revenue, Research Section  
February 6, 2020

# SECTOR: Information

## Oregon Withholding Payments - 12-Month Moving Totals

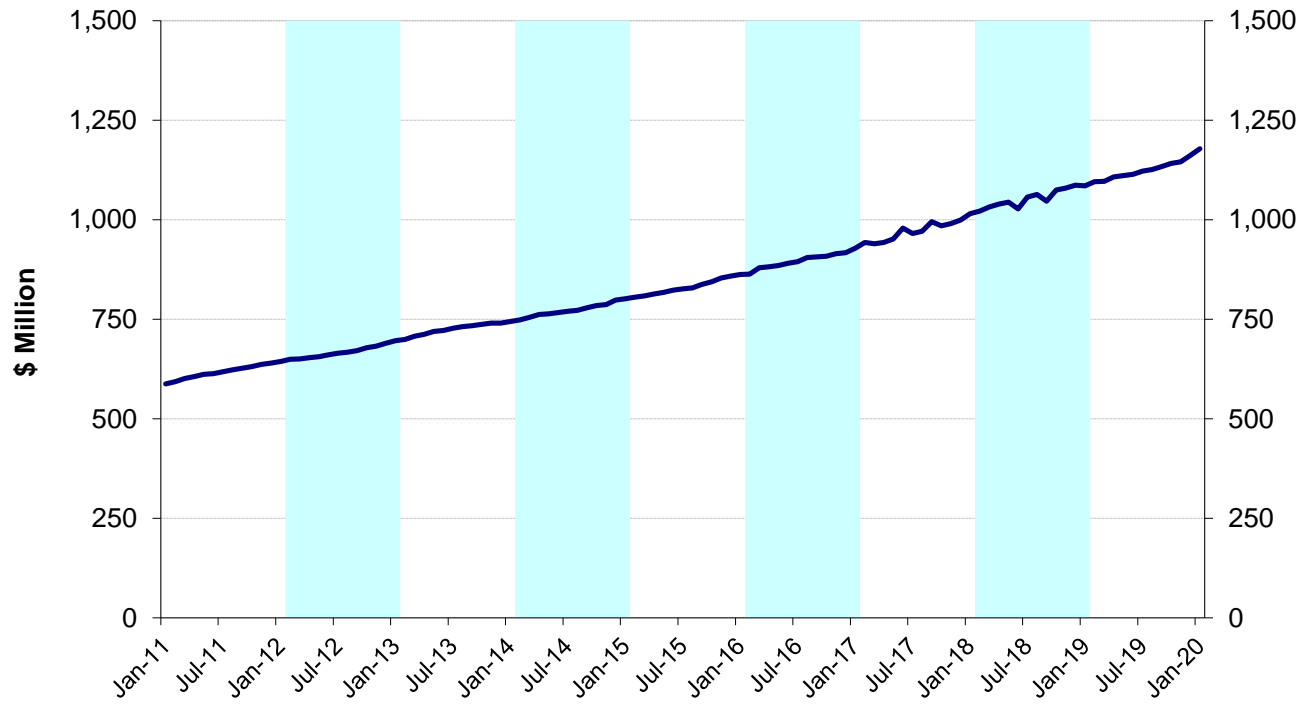


[Description of Sector](#)

Oregon Department of Revenue, Research Section  
February 6, 2020



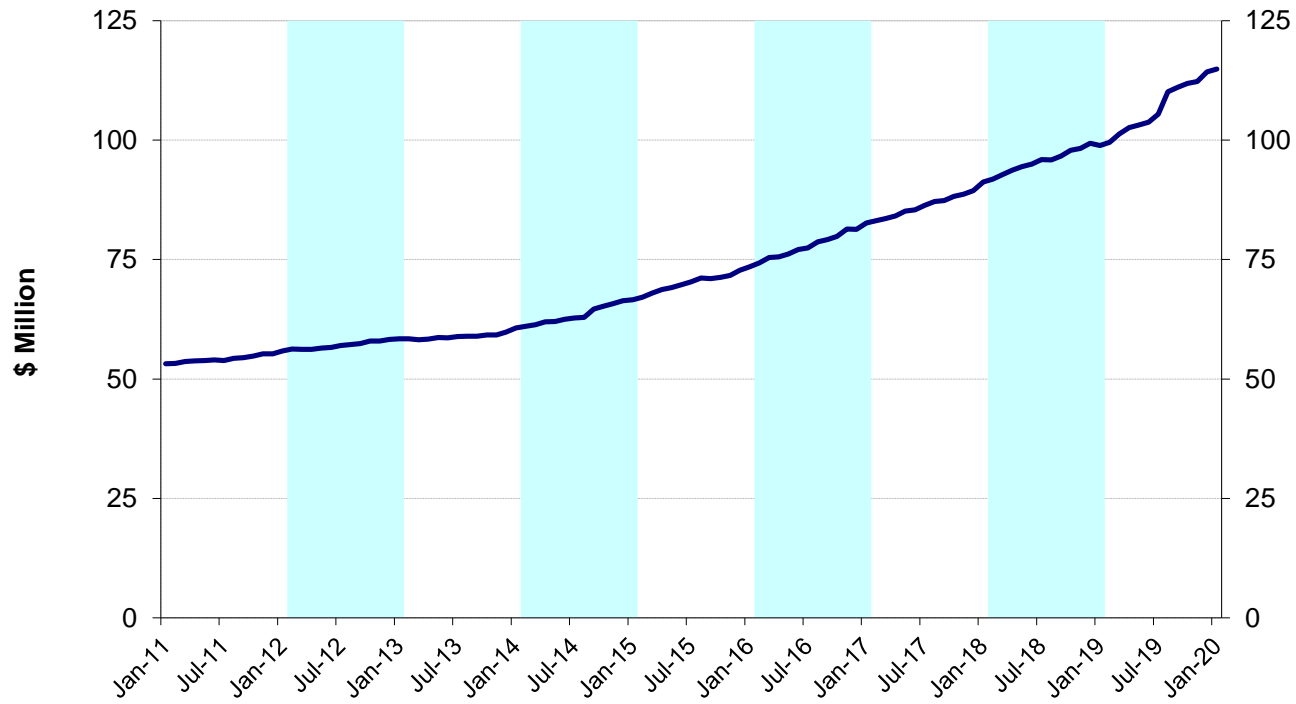
## SECTOR: Finance and Insurance Oregon Withholding Payments - 12-Month Moving Totals



[Description of Sector](#)

Oregon Department of Revenue, Research Section  
February 6, 2020

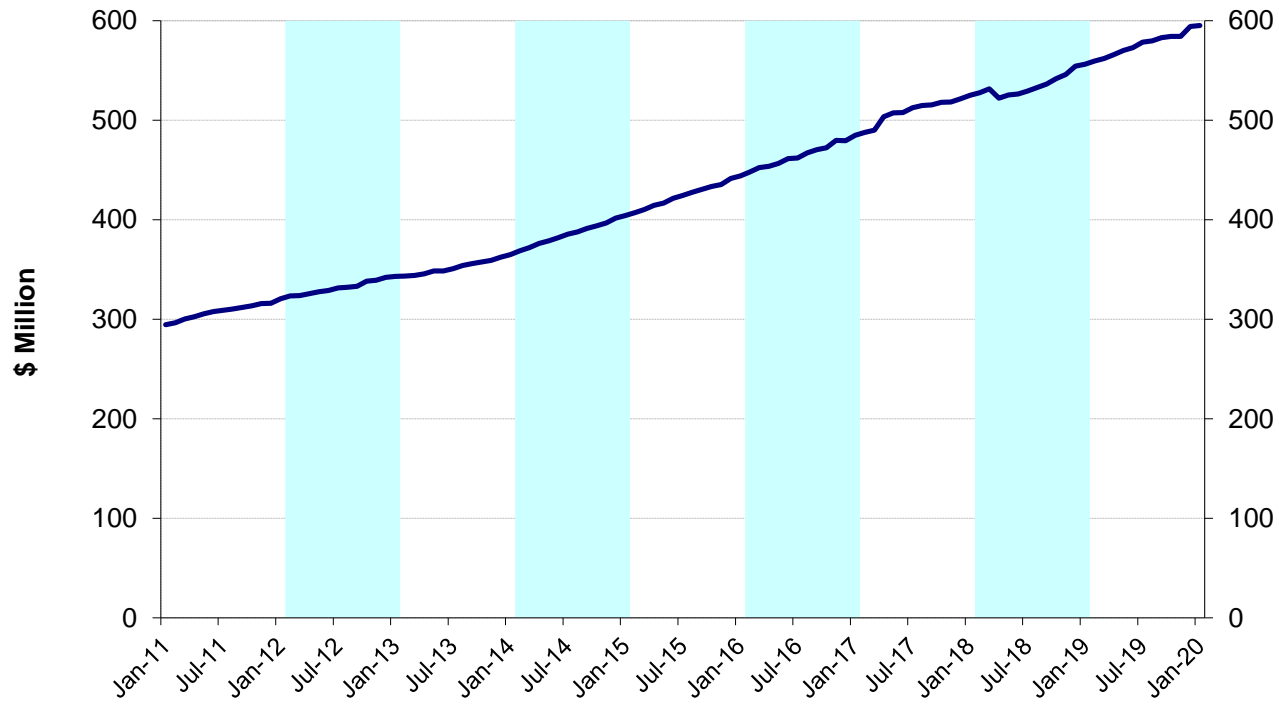
## SECTOR: Real Estate and Rental and Leasing Oregon Withholding Payments - 12-Month Moving Totals



[Description of Sector](#)

Oregon Department of Revenue, Research Section  
February 6, 2020

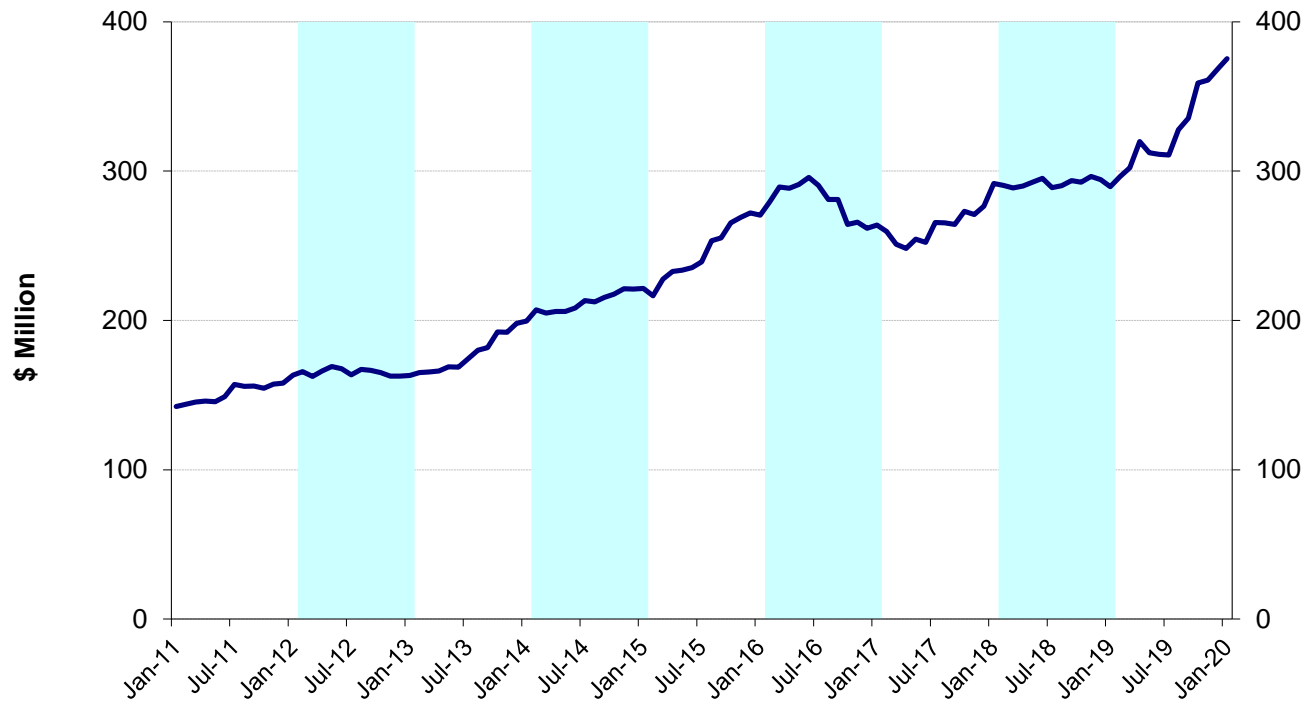
## SECTOR: Professional, Scientific, and Technical Services Oregon Withholding Payments - 12-Month Moving Totals



[Description of Sector](#)

Oregon Department of Revenue, Research Section  
February 6, 2020

## SECTOR: Management of Companies and Enterprises Oregon Withholding Payments - 12-Month Moving Totals

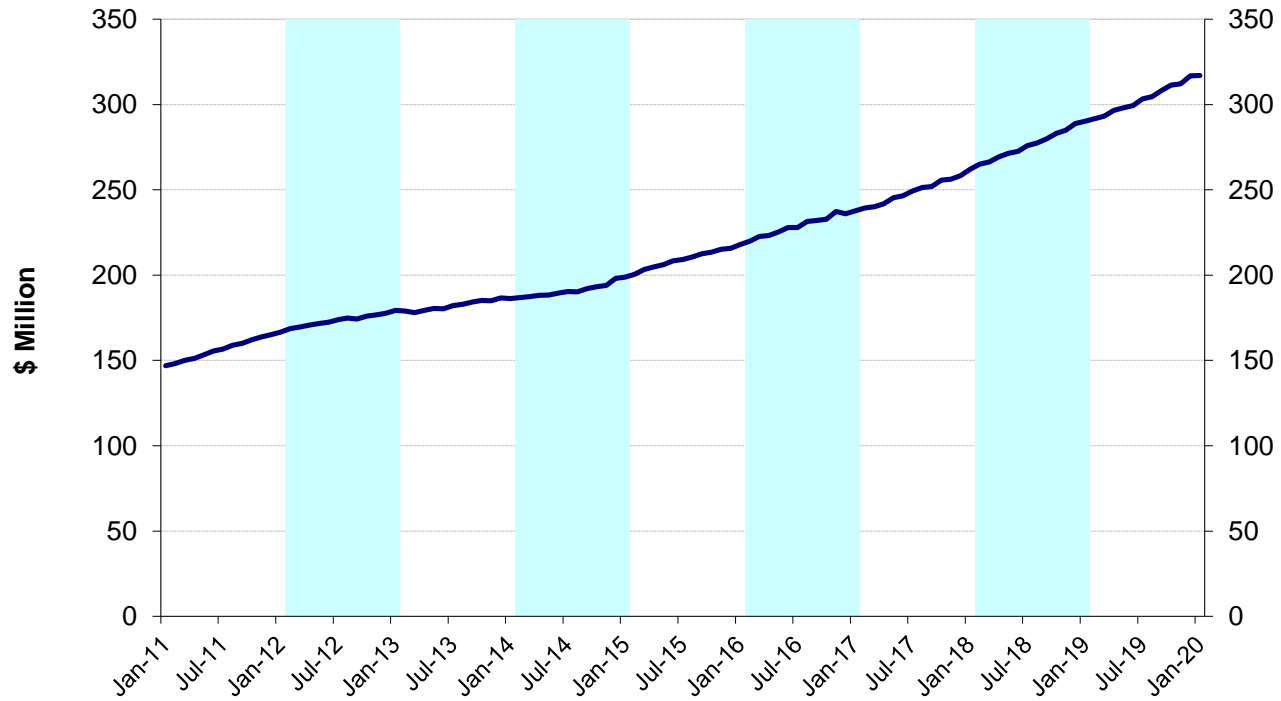


[Description of Sector](#)

Oregon Department of Revenue, Research Section  
February 6, 2020

# SECTOR: Administrative, Support, Waste Management, and Remediation

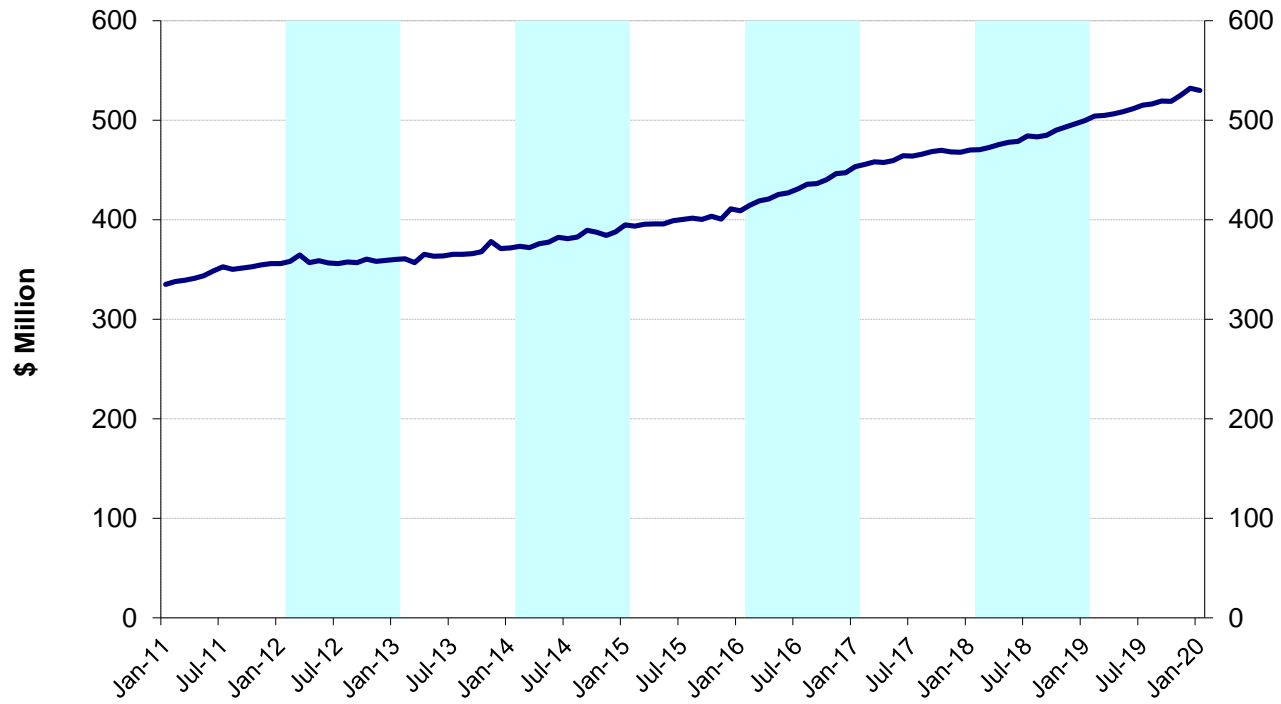
## Oregon Withholding Payments - 12-Month Moving Totals



[Description of Sector](#)

# SECTOR: Educational Services

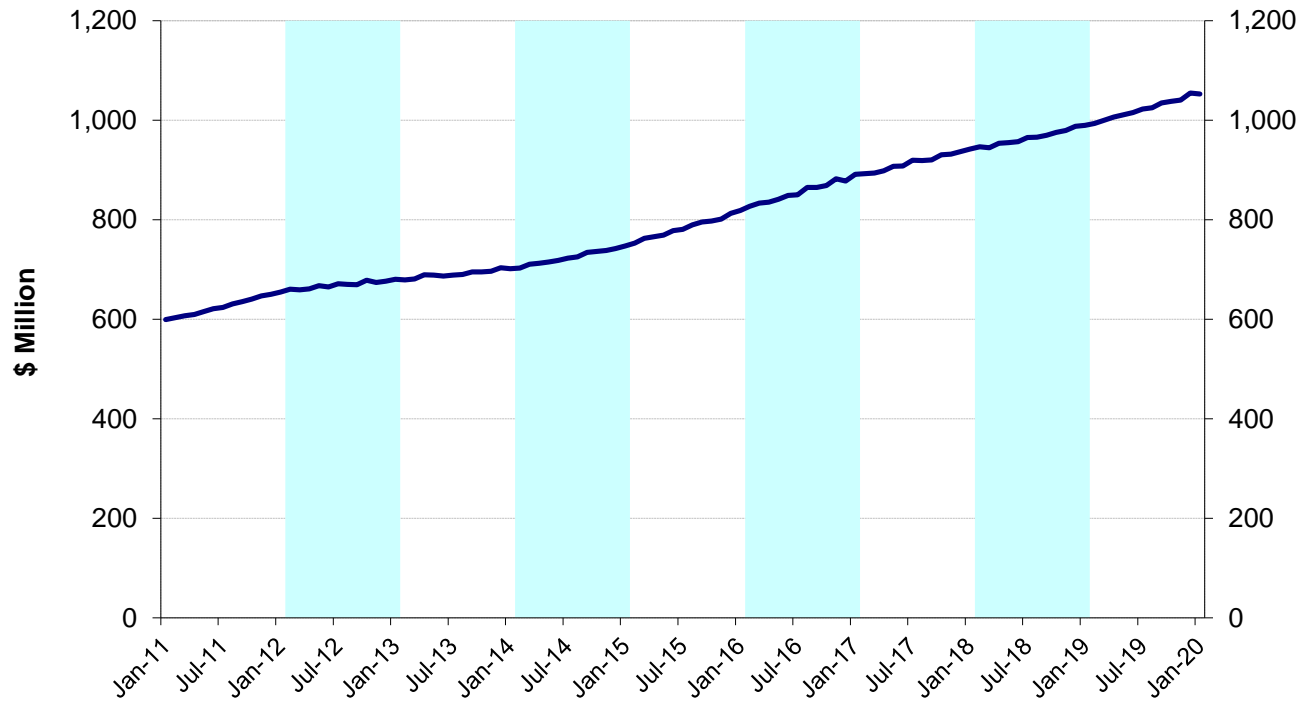
## Oregon Withholding Payments - 12-Month Moving Totals



[Description of Sector](#)

Oregon Department of Revenue, Research Section  
February 6, 2020

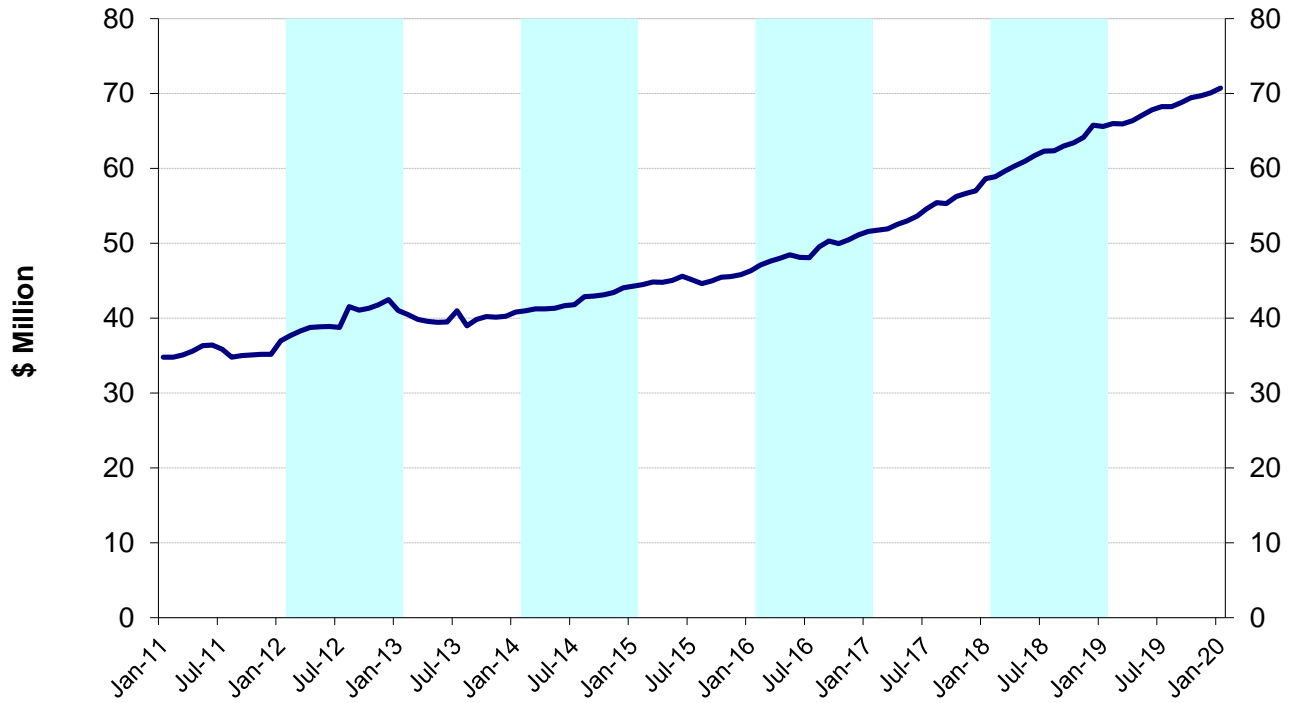
## SECTOR: Health Care and Social Assistance Oregon Withholding Payments - 12-Month Moving Totals



[Description of Sector](#)

Oregon Department of Revenue, Research Section  
February 6, 2020

## SECTOR: Arts, Entertainment, and Recreation Oregon Withholding Payments - 12-Month Moving Totals

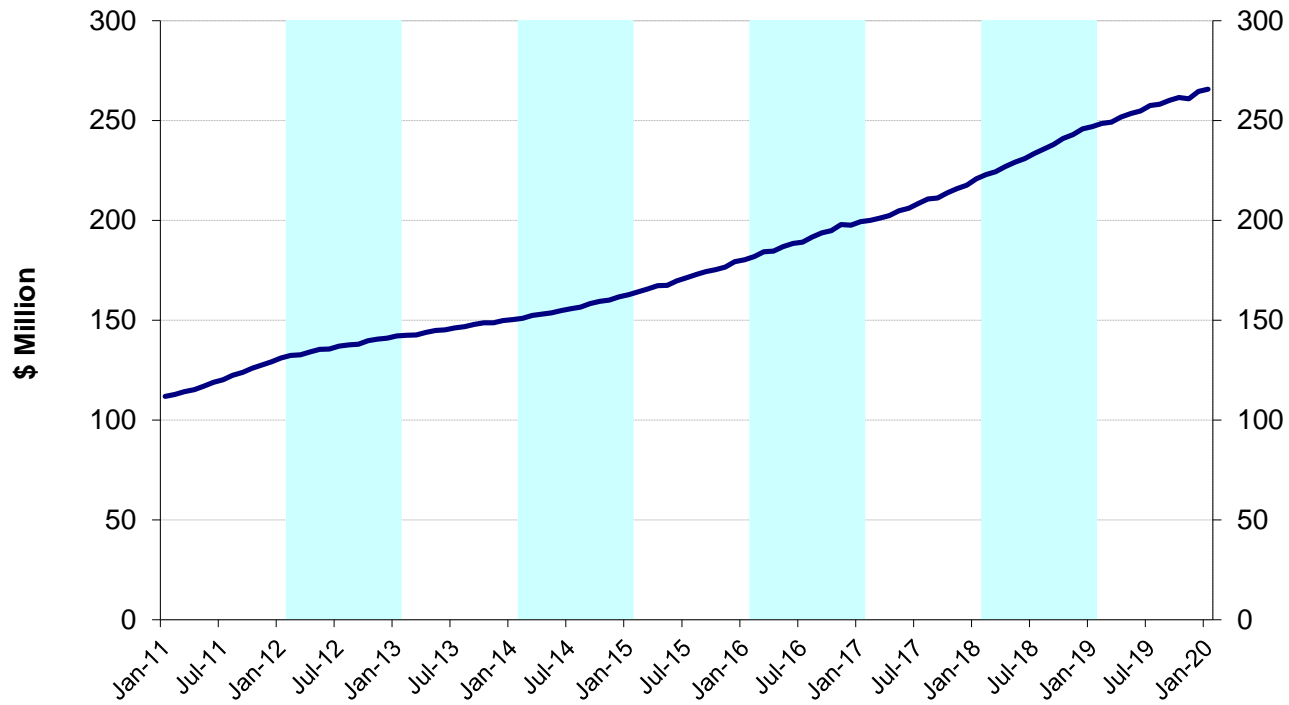


[Description of Sector](#)

Oregon Department of Revenue, Research Section  
February 6, 2020



## SECTOR: Accommodation and Food Services Oregon Withholding Payments - 12-Month Moving Totals



[Description of Sector](#)

Oregon Department of Revenue, Research Section  
February 6, 2020

# SECTOR: Other Services (except Public Administration) Oregon Withholding Payments - 12-Month Moving Totals

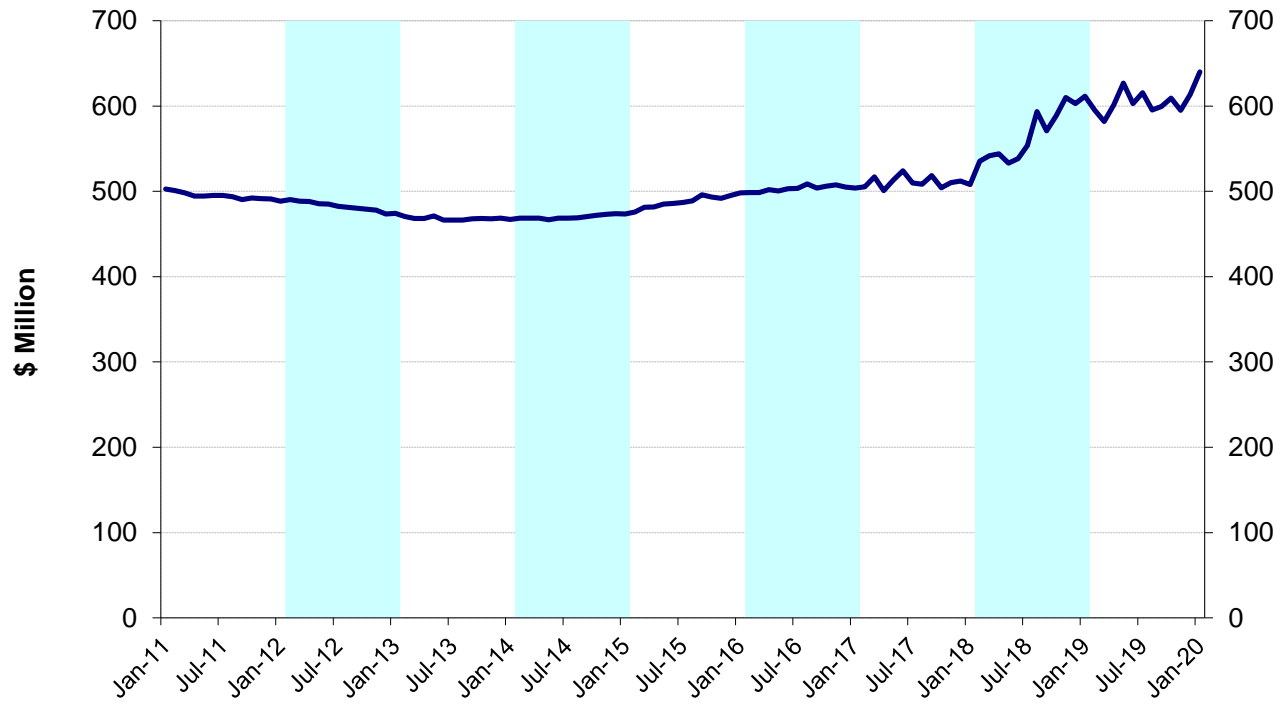


[Description of Sector](#)

Oregon Department of Revenue, Research Section  
February 6, 2020

# SECTOR: Public Administration

## Oregon Withholding Payments - 12-Month Moving Totals

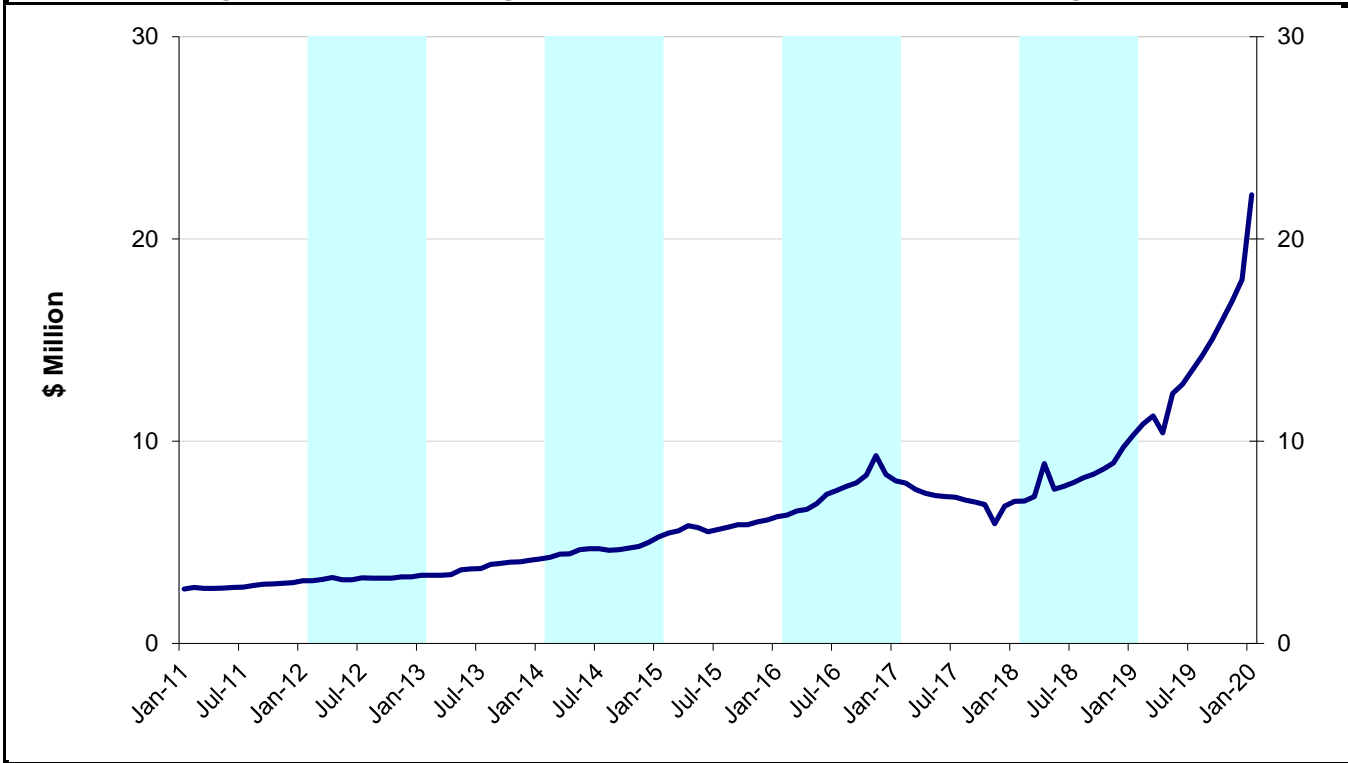


[Description of Sector](#)

Oregon Department of Revenue, Research Section  
February 6, 2020

# SECTOR: Unknown

## Oregon Withholding Payments - 12-Month Moving Totals



Oregon Department of Revenue, Research Section  
February 6, 2020