

State of Oregon
Department of Public Safety Standards and Training

NFPA Apparatus – Mobile Water Supply Task Book

Task Book Assigned To:	
Name	DPSST Fire Service #
Department Name	Date Initiated
Confirm the completion and accuracy of this task book by signing below:	
Signature of Department Head or Training Officer	Date Completed

Portions of this evaluation instrument are reprinted with permission from NFPA 1010 - 2024 Edition, “Standard on Professional Qualifications for Firefighters”, Copyright 2024. National Fire Protection Association, Quincy, MA 02269. This reprinted material is not the complete and official position of the NFPA on the referenced subject, which is represented only by the standard in its entirety.

Department of Public Safety Standards and Training
4190 Aumsville Hwy SE.
Salem, Oregon 97317
(503) 378-2100

Additional copies of this document may be downloaded from the DPSST web site:

<https://www.oregon.gov/dpsst/FirePrograms/Pages/Cert%20Applications-TaskBooks-Guides.aspx>

Revised September 2025

Revised
September 2025

Task Book Qualification Record Books (Task Book) have been developed for various certification levels within the Oregon Department of Public Safety Standards and Training (DPSST) system. Each Task Book lists the job performance requirements (JPRs) for the specific certification level in a format that allows a candidate to be trained and evaluated during evaluation sessions. This Task Book contains one box per JPR and should not be signed by an evaluator until the trainee has completed the skill satisfactorily. Additional boxes may be added as determined by the Authority Having Jurisdiction (AHJ). Successful performance of all tasks, as observed and recorded by a qualified and approved evaluator may result in the candidate's eligibility for DPSST certification.

Before a job performance evaluation can be taken, all requisite knowledge and skills must be satisfied. In addition, all relative Task Book evaluations must be checked off by the evaluator. When all prescribed requirements have been met, an application for certification can be forwarded to DPSST. All certificates are mailed to the Training Officer at his/her fire service agency.

NOTE TO FIRE SERVICE AGENCIES: These JPRs serve as general guidelines. As such they are **NOT** intended to replace specific sequences of apparatus or equipment operation that may be outlined by manufacturer specifications. At all times, standard operating procedures of the fire service agency in which the evaluation is being conducted will govern. Fire service agencies should have available for evaluators a copy of manufacturer specifications and the fire service agency's standard operational guidelines.

The JPRs covered in this Task Book meet or exceed all NFPA published standards for this certification level at the time of this publication. For more information on the complete job performance requirements and data, see the individual DPSST Task Book for that certification level.

TASK BOOK TIMELINE: Task Books are valid within the timeframe that their standard has been adopted with an additional one-year grace period for completion after the updated standard has been adopted. For example: If the new standard is adopted in January of 2026 the applicant with a 2019 version of the Task Book will have until January of 2027 to complete their Task Book. If they are unable to complete the older version of the Task Book then any new tasks found in the new version of the standard will need to be completed to create a combined Task Book.

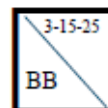
HOW TO EVALUATE PERFORMANCE:

Each JPR has one corresponding box to the right in which to confirm a candidate's success. The evaluator shall indicate successful passing by the candidate of each JPR by initialing and dating (see example below).

*A vertical line (|) to the left of the document indicates a change from the previous standard.

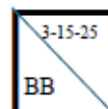
EXAMPLE:

| 11.2.2 Document the visual and operational checks, given maintenance and inspection forms, so that all items are checked for operation and deficiencies are reported.



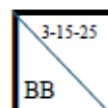
These skills are job performance evaluations intended to be completed after the Requisite Knowledge and Requisite Skills have been demonstrated. Generally, to be after the initial training and to be completed at the home department by a certified in the level being signed off or approved by DPSST as a content expert.

(A) **Requisite Knowledge.** Departmental requirements for documenting maintenance performed and the importance of keeping accurate records.



The **Requisite Knowledge** portions of the Task Book may be done during class and signed off by the instructor. Requisite knowledge are the only JPR's intended to be signed off during class.

(B) **Requisite Skills.** The ability to use tools and equipment and complete all related departmental forms.



The **Requisite Skills** are intended to be completed at the firefighter's home department or, if no one at the home department is certified to sign off, then at a neighboring department or by a DPSST approved content expert.

NFPA Apparatus - Mobile Water Supply Signature Page

This signature page is a tool for your agency to document completed tasks; completion of the entire Task Book is still required (if not utilizing Task Performance Evaluations). The signature page and documentation should be kept on file at your agency. Please **do not** submit the Task Book or signature page to Department of Public Safety Standards and Training.

[illegible]

TASK BOOK QUALIFICATION RECORD

FOR THE CERTIFICATION LEVEL OF

NFPA Apparatus - Mobile Water Supply

Prior to becoming certified in this position, the NFPA Apparatus – Mobile Water Supply candidate must successfully complete the following JPRs. The evaluator must initial and date the appropriate boxes to indicate successful completion of each. For each JPR there are requisite knowledge and skill requirements.

Designation as the Department Head or Training Officer DOES NOT waive the requirement to be certified in the level being signed off or DPSST approved prior to signing off on tasks.

Tasks must be signed off by an individual certified as a NFPA Apparatus – Mobile Water Supply or have received prior written approval from DPSST to sign off on tasks.

***Indicates additional explanatory information in Annex A of the NFPA standard.**

11.1 General.

For qualification as fire apparatus driver/operator, the candidate shall meet the requirements in Chapters 4 and 11.

11.2 Preventive Maintenance.

11.2.1* Perform visual and operational checks on the systems and components specified in the following list, given a fire department vehicle, its manufacturer's specifications, and policies and procedures of the jurisdiction, so that the operational status of the vehicle is verified (See NFPA 1010 Annex A 11.2.1):

☐

- 1) Battery(ies)
- 2) *Braking system (See NFPA 1010 Annex A 11.2.1(2))
- 3) Coolant system
- 4) Electrical system
- 5) Fuel
- 6) Hydraulic fluids
- 7) Oil
- 8) Tires
- 9) Steering system
- 10) Belts
- 11) Tools, appliances, and equipment
- 12) Built-in safety features

(A) Requisite Knowledge. Manufacturer specifications and requirements, policies, and procedures of the jurisdiction.

☐

(B) Requisite Skills. The ability to use hand tools, recognize system problems, and correct any deficiency noted according to policies and procedures.

☐

11.2.2 Document the visual and operational checks, given maintenance and inspection forms, so that all items are checked for operation and deficiencies are reported.

☐

(A) Requisite Knowledge. Departmental requirements for documenting maintenance performed and the importance of keeping accurate records.

☐

(B) Requisite Skills. The ability to use tools and equipment and complete all related departmental forms.

☐

11.3 Driving.

11.3.1* Operate a fire apparatus, given a vehicle and a predetermined route on a public way that incorporates the maneuvers and features that the driver/operator is expected to encounter during normal operations, so that the vehicle is operated in compliance with all applicable state and local laws and departmental rules and regulations. (See Annex NFPA 1010 Annex A 11.3.1).

☐

(A) Requisite Knowledge. The importance of donning passenger restraint devices and ensuring crew safety; the common causes of fire apparatus accidents and the recognition that drivers of fire apparatus are responsible for the safe and prudent operation of the vehicle under all conditions; the effects on vehicle control of liquid surge, braking reaction time, and load factors; effects of high center of gravity on rollover potential, general steering reactions, speed, and centrifugal force; applicable laws and regulations; principles of skid avoidance, night driving, shifting, and gear patterns; negotiating intersections, railroad crossings, and bridges; weight and height limitations for both roads and bridges; identification and operation of automotive gauges; and operational limits.

☐

(B) Requisite Skills. The ability to operate passenger restraint devices; maintain safe following distances; maintain control of the vehicle while accelerating, decelerating, and turning, given road, weather, and traffic conditions; operate under adverse environmental or driving surface conditions; and use automotive gauges and controls.

☐

11.3.2* Back a vehicle from a roadway into an area with restricted spaces on both the right and left sides of the vehicle, given a fire apparatus; a spotter to assist the driver in performing the maneuver; and restricted spaces of 12 ft (3.7 m) in width, requiring 90-degree right-hand and left-hand turns from the roadway, so that the vehicle is parked within the restricted areas

☐

without needing to stop and pull forward and without striking obstructions. (See NFPA 1010 Annex A 11.3.2).

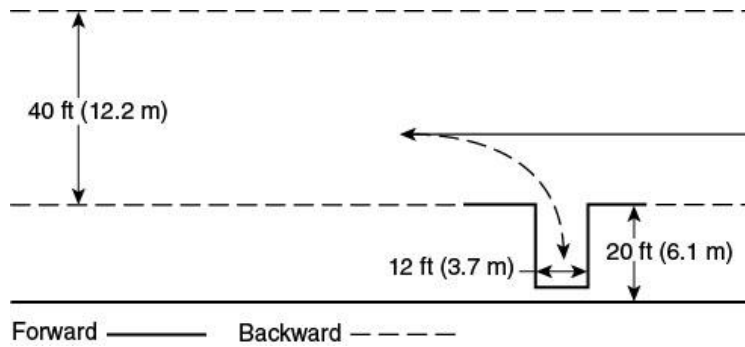


FIGURE A.11.3.2(a)

Alley Dock Exercise.

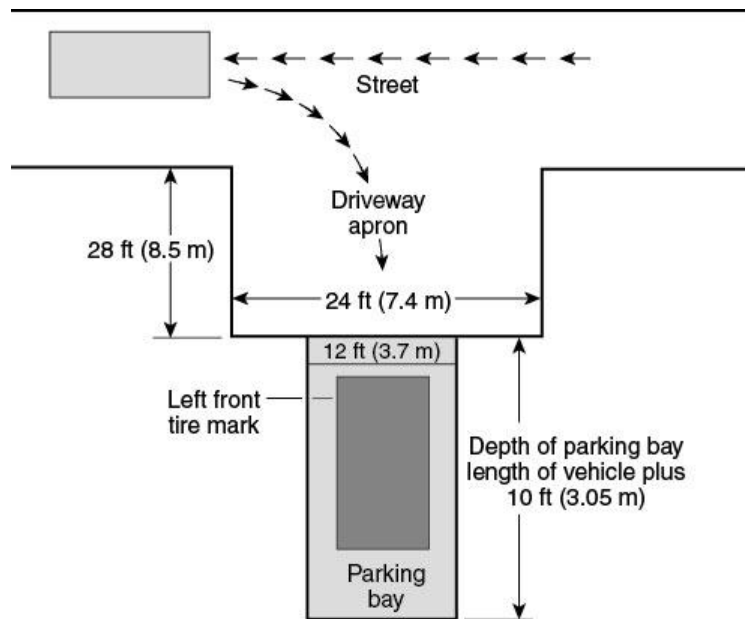


FIGURE A.11.3.2(b)

Station Parking Procedure Drill.

(A) Requisite Knowledge. Vehicle dimensions, turning characteristics, spotter signaling, and principles of safe vehicle operation.



(B) Requisite Skills. The ability to use mirrors and judge vehicle clearance.



11.3.3* Maneuver a vehicle around obstructions on a roadway while moving forward and in reverse, given a fire apparatus; a spotter where the spotter assists the driver in performing the maneuver; and a roadway with obstructions, so that the vehicle is maneuvered through the obstructions without stopping to change the direction of travel and without striking the obstructions. (See NFPA 1010 Annex A 11.3.3).

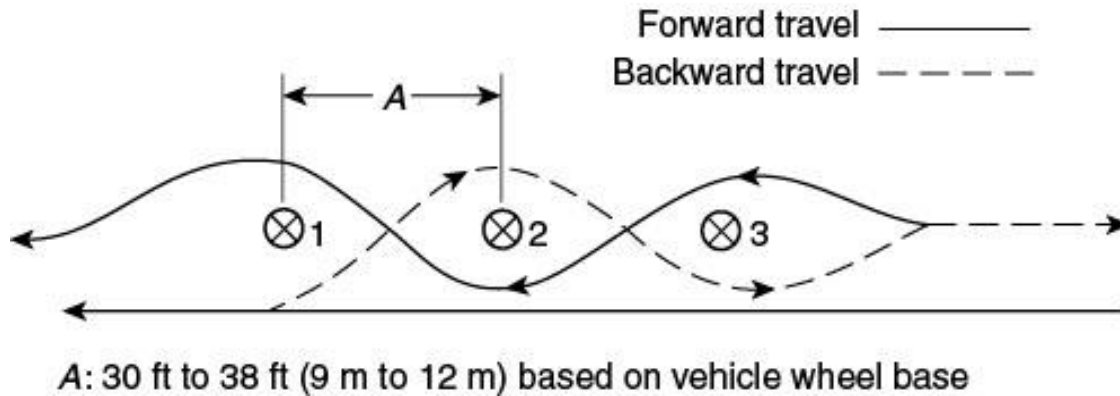



FIGURE A.11.3.3
Serpentine Exercise.

(A) Requisite Knowledge. Vehicle dimensions, turning characteristics, the effects of liquid surge, spotter signaling, and principles of safe vehicle operation.



(B) Requisite Skills. The ability to use mirrors and judge vehicle clearance.



11.3.4* Turn a fire apparatus 180 degrees within a confined space, given a fire apparatus, a spotter for backing up, and an area in which the vehicle cannot perform a U-turn without stopping and backing up, so that the vehicle is turned 180 degrees without striking obstructions within the given space. (See NFPA 1010 Annex A 11.3.4).



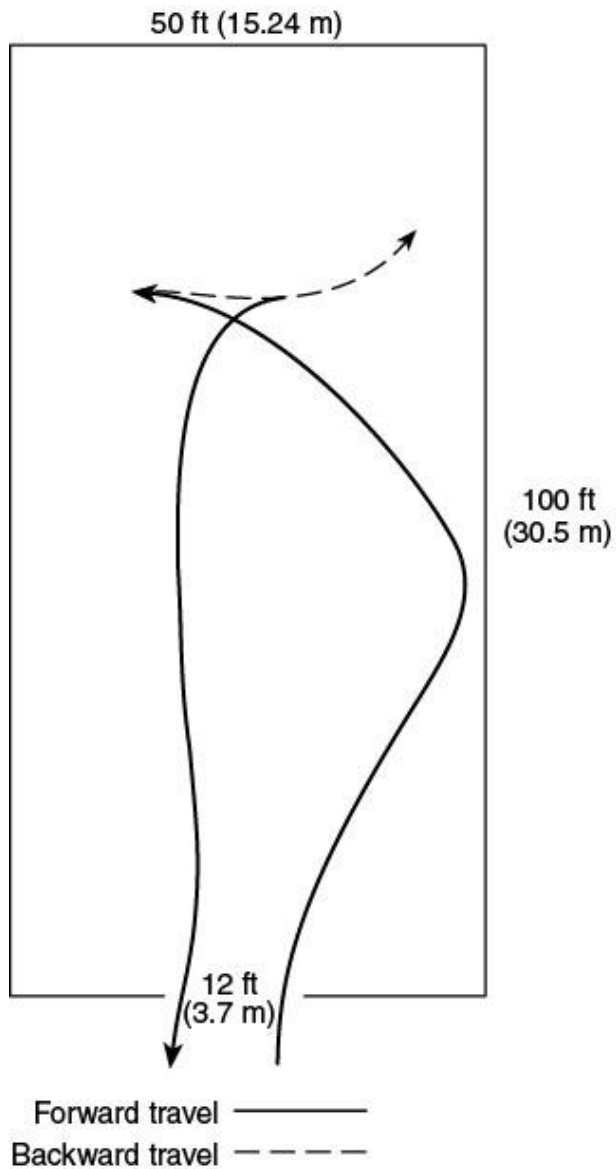


FIGURE A.11.3.4
Confined Space Turnaround.

(A) Requisite Knowledge. Vehicle dimensions, turning characteristics, the effects of liquid surge, spotter signaling, and principles of safe vehicle operation.



(B) Requisite Skills. The ability to use mirrors and judge vehicle clearance.



11.3.5* Maneuver a fire apparatus in areas with restricted horizontal and vertical clearances, given a fire apparatus and a course that requires the operator to move through areas of restricted horizontal and vertical clearances, so that the operator judges the ability of the vehicle to pass through the openings and so that no obstructions are struck. (See Annex NFPA 1010 Annex A 11.3.5).

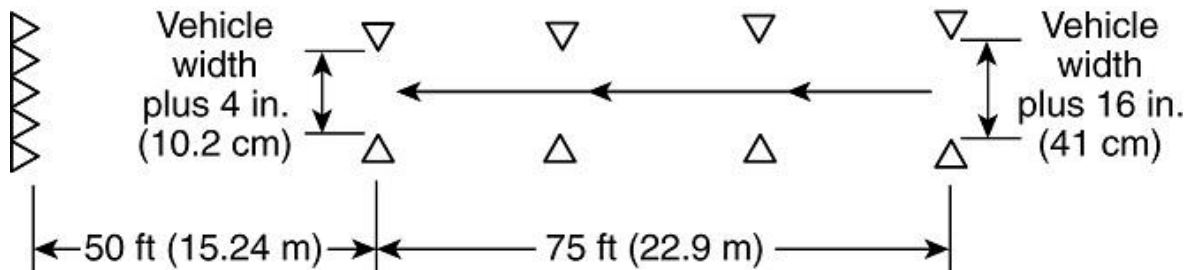


FIGURE A.11.3.5
Diminishing Clearance Exercise.

(A) Requisite Knowledge. Vehicle dimensions, turning characteristics, the effects of liquid surge, and principles of safe vehicle operation.



(B) Requisite Skills. The ability to use mirrors and judge vehicle clearance.



11.3.6* Operate a vehicle using defensive driving techniques, given an assignment and a fire apparatus, so that control of the vehicle is maintained. (See Annex NFPA 1010 Annex A 11.3.6).



(A) Requisite Knowledge. The importance of donning passenger restraint devices and ensuring crew safety; the common causes of fire apparatus accidents and the recognition that drivers of fire apparatus are responsible for the safe and prudent operation of the vehicle under all conditions; the effects of liquid surge on vehicle control; factors that make up total stopping distance; load factors; the effects of a high center of gravity on rollover potential, laws of inertia, general steering reactions, and speed; applicable laws and regulations; principles of skid avoidance, night driving, shifting, gear patterns, and automatic braking systems in wet and dry conditions; negotiation of intersections, railroad crossings, and bridges; weight and height limitations for both roads and bridges; identification and operation of automotive gauges; and operational limits.



(B) Requisite Skills. The ability to operate passenger restraint devices; maintain safe following distances; maintain control of the vehicle while accelerating, decelerating, and turning, given road, weather, and traffic conditions; operate under adverse environmental or driving surface conditions; and use automotive gauges and controls.

☐

11.3.7* Operate all fixed systems and equipment on the vehicle not addressed elsewhere in Chapters 11 through 17, given systems and equipment, manufacturer's specifications and instructions, and departmental policies and procedures for the systems and equipment, so that each system or piece of equipment is operated in accordance with the applicable instructions and policies. (See Annex NFPA 1010 Annex A 11.3.7).

☐

(A) Requisite Knowledge. Manufacturer's specifications and operating procedures, and policies and procedures of the jurisdiction.

☐

(B) Requisite Skills. The ability to deploy, energize, and monitor the system or equipment and to recognize and correct system problems.

☐

17.1* General. For qualification as fire apparatus driver/operator — mobile water supply, the candidate shall meet the requirements defined in Chapters 4, 11, and 17.

THE FOLLOWING UNDERLINED COMMUNICATION TASKS CAN BE SIGNED OFF BY AHJ IF APPLICANT IS CERTIFIED AS AN NFPA FIREFIGHTER I.

17.2 Communications. This duty shall involve using communications equipment and technology in accordance with the policies and procedures of the authority having jurisdiction (AHJ) and the job performance requirements (JPRs) in 17.2.1 through 17.2.2.

☐

17.2.1 Initiate the response to a reported emergency, given the report of an emergency, fire department standard operating procedures (SOPs), and communications equipment and technology, so that all necessary information is obtained, communications equipment and technology are operated correctly, and the information is relayed promptly and accurately to the dispatch center. (See A.5.2.2.)

☐

(A) Requisite Knowledge. Procedures for reporting an emergency, departmental SOPs for taking and receiving alarms, and the information needs of the dispatch center.

☐

(B) Requisite Skills. The ability to operate fire department communications equipment and technology, relay information, and record information.

☐

17.2.2 Transmit and receive communications using fire department equipment and technology, given equipment and technology and operating procedures, so that the information is accurate, complete, clear, and relayed within the timeframe established by the AHJ. (See A.5.2.2.)

☐

(A) Requisite Knowledge. Departmental communication procedures and etiquette for routine traffic, emergency traffic, and emergency evacuation signals.

☐

(B) Requisite Skills. The ability to operate communications equipment and technology and discriminate between routine and emergency traffic.

☐

17.3 Preventative Maintenance.

17.3.1 Perform visual and operational checks on the systems and components specified in the following list, in addition to those specified in 11.2.1, given a mobile water supply apparatus, and policies and procedures of the AHJ, so that the operational readiness of the mobile water supply apparatus is verified:

☐

- 1) **Water tank and other extinguishing agent levels (if applicable)**
- 2) **Pumping system (if applicable)**
- 3) **Rapid dump system (if applicable)**
- 4) **Foam system (if applicable)**

(A) Requisite Knowledge. Manufacturer's specifications and requirements, and policies and procedures of the AHJ.

☐

(B) Requisite Skills. The ability to use hand tools, recognize system problems, and correct any deficiency noted according to policies and procedures.

☐

17.4 Operations .

17.4.1* Maneuver and position a mobile water supply apparatus at a water shuttle fill site, given a fill site location and one or more supply hose, so that the apparatus is positioned, supply hose

☐

are attached to the intake connections without having to stretch additional hose, and no objects are struck at the fill site. (See NFPA 1010 Annex A.17.4.1)

(A) Requisite Knowledge. Local procedures for establishing a water shuttle fill site, method for marking the stopping position of the apparatus, and location of the water tank intakes on the apparatus.

☐

(B) Requisite Skills. The ability to determine a correct position for the apparatus, maneuver apparatus into that position, and avoid obstacles to operations.

☐

17.4.2* Maneuver and position a mobile water supply apparatus at a water shuttle dump site, given a dump site and a portable water tank, so that all of the water being discharged from the apparatus enters the portable tank and no objects are struck at the dump site. (See NFPA 1010 Annex A.17.4.2).

☐

(A) Requisite Knowledge. Local procedures for operating a water shuttle dump site and location of the water tank discharges on the apparatus.

☐

(B) Requisite Skills. The ability to determine a correct position for the apparatus, maneuver apparatus into that position, avoid obstacles to operations, and operate the fire pump or rapid water dump system.

☐

17.4.3* Establish a water shuttle dump site, given two or more portable water tanks, low-level strainers, water transfer equipment, fire hose, and a fire apparatus equipped with a fire pump, so that the tank being drafted from is kept full at all times, the tank being dumped into is emptied first, and the water is transferred from one tank to the next.

☐

(A) Requisite Knowledge. Local procedures for establishing a water shuttle dump site and principles of water transfer between multiple portable water tanks.

☐

(B) Requisite Skills. The ability to deploy portable water tanks, connect and operate water transfer equipment, and connect a strainer and suction hose to the fire pump.

☐