

UNEMPLOYMENT INSURANCE WEEKLY STATISTICS

State of Oregon
EMPLOYMENT DEPARTMENT

UI Programs

Ken Cuyler

☎ (503) 947-1350

✉ kenneth.o.cuyler@state.or.us

🌐 www.WorkingInOregon.org

					Last Month	Prior Month	Last Year	
LABOR FORCE DATA					November 2013	October 2013	November 2012	
Oregon Civilian Labor Force					1,923,131	1,916,684	1,958,101	
Total Number Unemployed					130,896	133,127	156,298	
UNEMPLOYMENT RATES (CIVILIAN) (%)					Labor Force & Rate Data: www.QualityInfo.org			
Total Unemployment:					6.80%	6.90%	8.00%	
National					6.60%	7.00%	7.40%	
Seasonally Adjusted:					7.30%	7.60%	8.40%	
National					7.00%	7.30%	7.80%	
Week # :	Ending:	THIS WEEK		LAST WEEK		Last Month	Prior Month	Last Year
	1 January 4, 2014	2014	2013	2013	2012	December 2013	November 2013	December 2012
UNEMPLOYMENT RATES (%)								
Insured Unemployment: Oregon		3.35	4.15	2.85	3.72	2.98	2.50	3.62
EB Trigger ¹		2.64	3.30	2.57	3.20			
Adjusted Insured Unemployment		3.37	4.22	3.30	4.06			
National Average TUR ²		7.60	8.60	7.60	8.60			
REGULAR CLAIMS (UI, UCFE, UCX)								
Initial Claims (Excl. Liable) ³		9,827	11,038	9,497	11,406	35,193	28,531	38,793
Oregon - New		3,596	3,777	4,829	4,295	16,938	14,264	18,222
Additional		6,231	6,239	4,668	6,740	16,839	12,763	18,920
Interstate - Agent		-	1,022	-	371	1,416	1,504	1,651
Interstate - Liable		243	267	281	306	1,000	1,048	1,157
Weeks Claimed (Excl. Liable) ³		52,315	66,299	43,945	59,288	195,468	171,738	233,853
Oregon		52,315	63,349	43,945	55,952	182,060	160,585	220,118
Interstate - Agent		-	2,950	-	3,336	13,408	11,153	13,735
Interstate - Liable		2,429	2,943	2,262	2,718	9,213	8,812	10,833
New Combined Wage Claims		188	148	160	153	788	787	870
Non-monetary Determinations & Redeter.		1,796	2,027	1,983	1,720	8,170	7,699	9,472
PAYMENTS: REGULAR BENEFITS								
First Payments		4,054	5,101	2,775	3,367	12,070	10,753	13,990
Payments Issued		56,470	61,704	43,223	54,730	176,932	154,879	54,730
Gross Amount of Payments (\$) ³		\$16,671,596	\$18,057,675	\$12,796,145	\$15,918,684	\$52,718,615	\$46,319,343	\$15,918,684
Average Check Amount (\$) ³		\$295	\$293	\$296	\$291	\$298	\$299	\$291
Number Exhausting Benefits		924	1,109	882	1,119	3,481	3,641	4,260
TRUST FUND								
Balance (in Millions) (\$)		\$1,819.	\$1,376.22	\$1,821.51	\$1,382.2	\$1,810.16	\$1,863.02	\$1,381.84

¹ EB Trigger Graph: <http://www.oregon.gov/EMPLOY/BUDGET/UI/reports/102/IUR.pdf>

² NTUR: Unemployment Compensation Amendment Of 1992 specifies that a 2 month average NTUR be used to determine duration levels.

³ Excludes WORKSHARE program

For current and historic UI reports, visit:

<http://www.oregon.gov/EMPLOY/BUDGET/UI/Pages/index.aspx>

Week # :	1		
Ending:	January 4, 2014		
		This Week	Last Week
EXTENDED BENEFITS (EB)			Cumulative
			YTD
Initial Claims (Excl. Liable)	0	0	0
Weeks Claimed (Excl. Liable)	1	0	1
Gross Amount of Payments (\$)	\$0	\$0	\$0
Number Exhausting Benefits	0	0	0

Oregon HEB Trigger "OFF" 04/07/2012.

http://www.workforcesecurity.doleta.gov/unemploy/claims_arch.asp

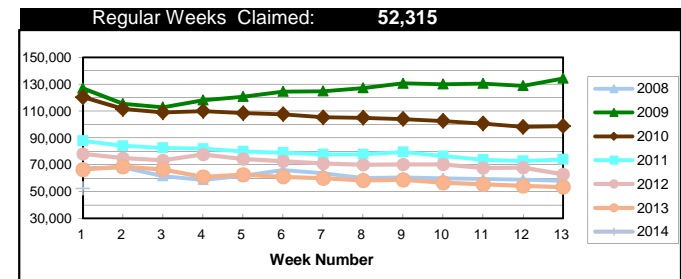
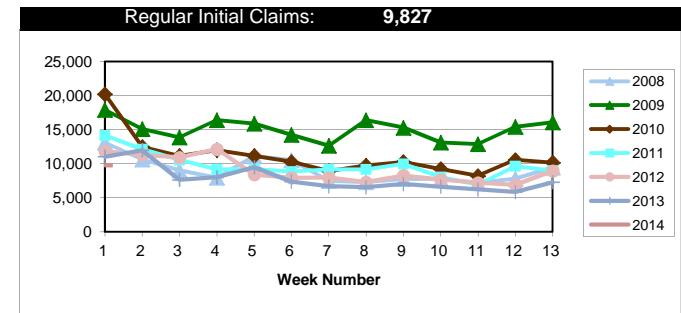
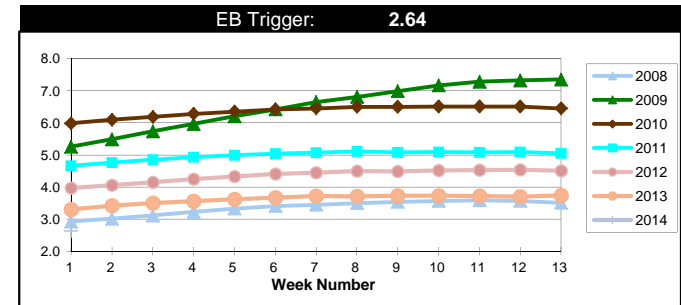
Misc Additional Benefits (AB)			
Initial Claims (Excl. Liable)	0	1	0
Weeks Claimed (Excl. Liable)	8	4	8
Gross Amount of Payments (\$)	0	0	\$0
Number Exhausting Benefits	0	0	0

TRADE ADJUSTMENT ACT (TRA)			
Training Plans	16	6	16
Initial Claims	1	11	1
Weeks Claimed	252	268	252
Gross Amount of TRA Payments (\$)	\$120,611	\$123,805	\$120,611
Certifications	0	0	0
Gross Amount of A/RTAA Payments (\$)	123,114	45,205	\$123,114

WORKSHARE PROGRAM (WS)			
Initial Claims	162	168	162
Weeks Claimed	427	634	427
Gross Amount of Payments (\$)	\$46,335	\$64,818	\$46,335
# of Workshare Plans	149	96	

TRAINING UI (TUI)			
Applications Accepted	65	158	65
Approved	60	142	60
Weeks Claimed	2,410	3,616	2,410
Gross Amount of Payments (\$)	\$567,807	\$122,515	\$567,807

SUPPLEMENTAL UI for DISLOCATED WORKERS (SUD)			
Initial Claims	429	41	429
Weeks Claimed	648	1,016	648
Gross Amount of Payments (\$)	\$242,834	\$343,821	\$242,834



For current and historic UI reports, visit:



<http://www.oregon.gov/EMPLOY/BUDGET/UI/Pages/index.asp>



(503) 947-1350



kenneth.o.cuyler@state.or.us

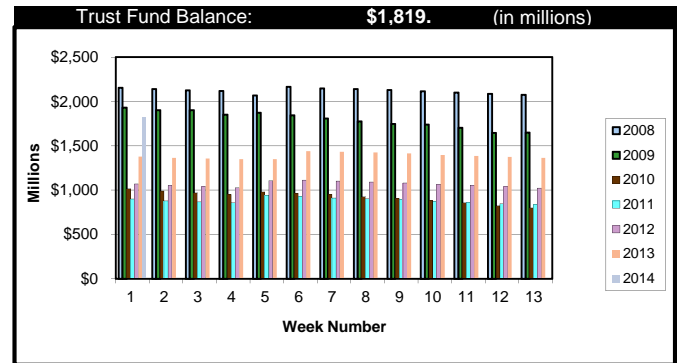
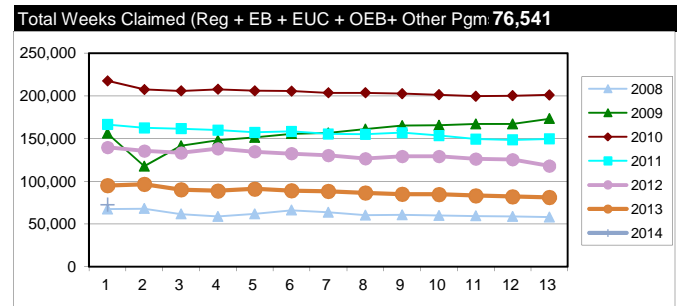
Week # :	1
Ending:	January 4, 2014

SELF EMPLOYMENT (SEA) MONTHLY		December 2013	Cumulative
Referred		51	0
Enrolled		51	0
Completed		47	0
Weeks Claimed	318	1,590	318
Gross Amount of Payments (\$)	135,483	\$601,229	\$135,483

These are MONTHLY counts; data in **BOLD** is weekly.

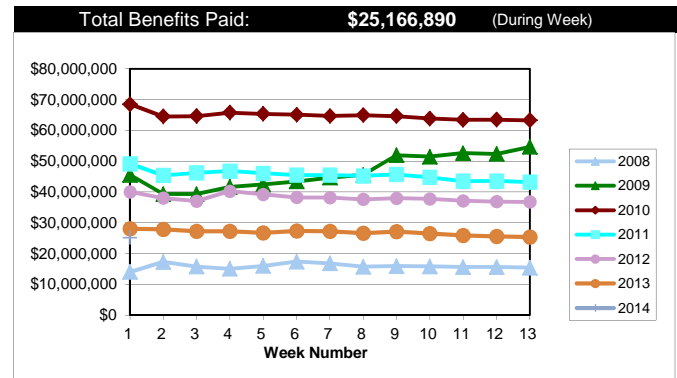
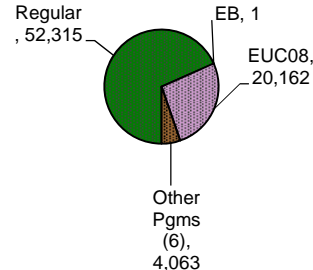
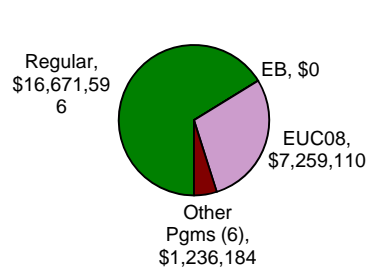
EMERGENCY UNEMPLOYMENT COMPENSATION 08 (EUC08)	This Week	Last Week	Cumulative
Initial Claims (Excl. Liable)	881	1,368	881
Weeks Claimed (Excl. Liable)	20,162	28,800	20,162
Gross Amount of Payments (\$)	\$7,259,110	\$9,131,856	\$7,259,110
Number Exhausting Tier 1 Benefits	360	1,051	360
Number Exhausting Tier 2 Benefits	425	623	425
Number Exhausting Tier Z Benefits (14th week of Tier 2)	455	686	455
Number Exhausting Tier 3 Benefits	486	598	486
Number Exhausting Tier 4 Benefits	11	4	11

EUC began 07/06/2008



Benefits Paid - By Program
Total: \$25,166,890

Weeks Claimed - By Program
Total: 76,541



* Other Programs Include AB, TRA, TAA, WS, TUI, SUD, SEA

For current and historic UI reports, visit:



<http://www.oregon.gov/EMPLOY/BUDGET/UI/Pages/index.aspx>



(503) 947-1350



kenneth.o.cuyler@state.or.us