

UNEMPLOYMENT INSURANCE WEEKLY STATISTICS

State of Oregon
EMPLOYMENT DEPARTMENT

UI Programs

Ken Cuyler

☎ (503) 947-1350

✉ kenneth.o.cuyler@state.or.us

🌐 www.WorkingInOregon.org

LABOR FORCE DATA					Last Month	Prior Month	Last Year	
					November 2013	October 2013	November 2012	
Oregon Civilian Labor Force					1,923,131	1,916,684	1,958,101	
Total Number Unemployed					130,896	133,127	156,298	
UNEMPLOYMENT RATES (CIVILIAN) (%)					Labor Force & Rate Data: www.QualityInfo.org			
Total Unemployment:					Oregon	6.80%	6.90%	8.00%
					National	6.60%	7.00%	7.40%
Seasonally Adjusted:					Oregon	7.30%	7.60%	8.40%
					National	7.00%	7.30%	7.80%
Week # :	2				Last Month	Prior Month	Last Year	
Ending:	January 11, 2014				December 2013	November 2013	December 2012	
		THIS WEEK		LAST WEEK				
		2014	2013	2014	2013	December 2013	November 2013	December 2012
UNEMPLOYMENT RATES (%)								
Insured Unemployment: Oregon		3.49	4.28	3.35	4.15	2.98	2.50	3.62
EB Trigger ¹		2.73	3.42	2.64	3.30			
Adjusted Insured Unemployment		3.46	4.34	3.37	4.22			
National Average TUR ²		7.60	8.60	7.60	8.60			
REGULAR CLAIMS (UI, UCFE, UCX)								
Initial Claims (Excl. Liable) ³		8,591	11,981	9,827	11,038	35,193	28,531	38,793
Oregon - New		5,243	6,719	3,596	3,777	16,938	14,264	18,222
Additional		3,348	3,610	6,231	6,239	16,839	12,763	18,920
Interstate - Agent		-	1,652	-	1,022	1,416	1,504	1,651
Interstate - Liable		251	297	243	267	1,000	1,048	1,157
Weeks Claimed (Excl. Liable) ³		54,429	68,416	52,315	66,299	195,468	171,738	233,853
Oregon		54,429	64,618	52,315	63,349	182,060	160,585	220,118
Interstate - Agent		-	3,798	-	2,950	13,408	11,153	13,735
Interstate - Liable		2,451	2,922	2,429	2,943	9,213	8,812	10,833
New Combined Wage Claims		198	193	188	148	788	787	870
Non-monetary Determinations & Redeter.		2,230	2,042	1,796	2,027	8,170	7,699	9,472
PAYMENTS: REGULAR BENEFITS								
First Payments		4,699	4,995	4,054	5,101	12,070	10,753	13,990
Payments Issued		52,705	62,707	56,470	61,704	176,932	154,879	54,730
Gross Amount of Payments (\$) ³		\$15,672,642	\$18,231,587	\$16,671,596	\$18,057,675	\$52,718,615	\$46,319,343	\$15,918,684
Average Check Amount (\$) ³		\$297	\$291	\$295	\$293	\$298	\$299	\$291
Number Exhausting Benefits		1,248	1,657	882	1,109	3,481	3,641	4,260
TRUST FUND								
Balance (in Millions) (\$)		\$1,808.03	\$1,361.65	\$1,819.	\$1,376.22	\$1,810.16	\$1,863.02	\$1,381.84

¹ EB Trigger Graph: <http://www.oregon.gov/EMPLOY/BUDGET/UI/reports/102/IUR.pdf>

² NTUR: Unemployment Compensation Amendment of 1992 specifies that a 2 month average NTUR be used to determine duration levels.

³ Excludes WORKSHARE program

For current and historic UI reports, visit:

<http://www.oregon.gov/EMPLOY/BUDGET/UI/Pages/index.aspx>

Week # :	2
Ending:	January 11, 2014
	This Week Last Week Cumulative
EXTENDED BENEFITS (EB)	YTD
Initial Claims (Excl. Liable)	0 0 0
Weeks Claimed (Excl. Liable)	0 1 1
Gross Amount of Payments (\$)	\$482 \$0 \$482
Number Exhausting Benefits	0 0 0

Oregon HEB Trigger "OFF" 04/07/2012.
http://www.workforcesecurity.doleta.gov/unemploy/claims_arch.asp

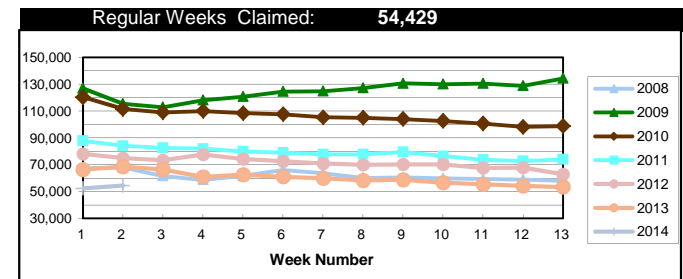
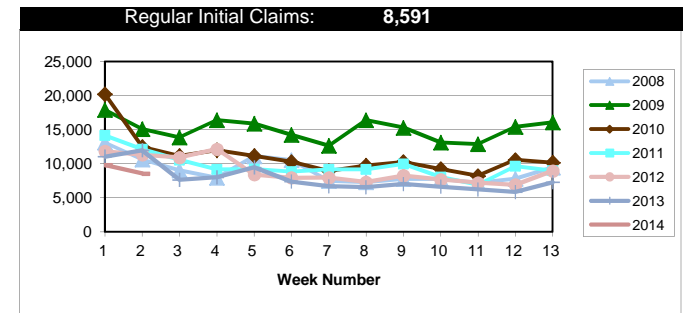
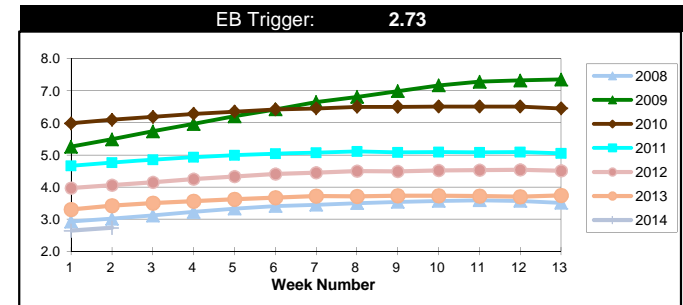
Misc Additional Benefits (AB)	
Initial Claims (Excl. Liable)	0 0 0
Weeks Claimed (Excl. Liable)	0 8 8
Gross Amount of Payments (\$)	0 0 \$0
Number Exhausting Benefits	0 0 0

TRADE ADJUSTMENT ACT (TRA)	
Training Plans	21 16 37
Initial Claims	0 1 1
Weeks Claimed	241 252 493
Gross Amount of TRA Payments (\$)	\$232,457 \$120,611 \$353,068
Certifications	0 0 0
Gross Amount of A/RTAA Payments (\$)	127,421 123,114 \$250,534

WORKSHARE PROGRAM (WS)	
Initial Claims	119 162 281
Weeks Claimed	1,295 427 1,722
Gross Amount of Payments (\$)	\$105,007 \$46,335 \$151,342
# of Workshare Plans	150 149 299

TRAINING UI (TUI)	
Applications Accepted	102 65 167
Approved	95 60 155
Weeks Claimed	1,768 2,410 4,178
Gross Amount of Payments (\$)	\$186,094 \$567,807 \$753,901

SUPPLEMENTAL UI for DISLOCATED WORKERS (SUD)	
Initial Claims	648 429 1,077
Weeks Claimed	1,112 648 1,760
Gross Amount of Payments (\$)	\$487,875 \$242,834 \$730,709



For current and historic UI reports, visit:



<http://www.oregon.gov/EMPLOY/BUDGET/UI/Pages/index.asp>



(503) 947-1350



kenneth.o.cuyler@state.or.us

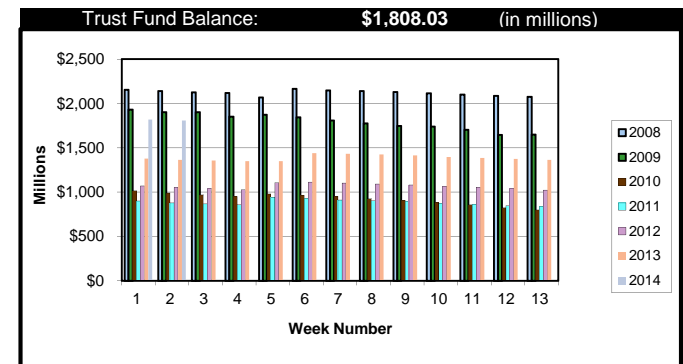
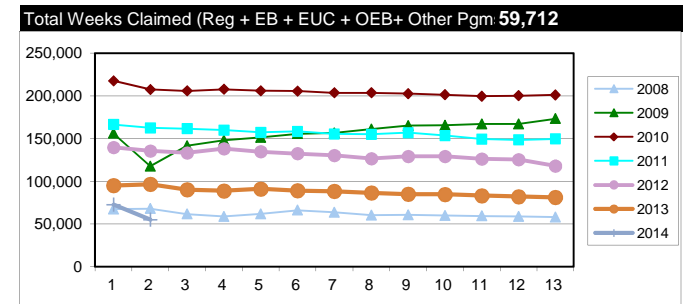
Week # :	2
Ending:	January 11, 2014

SELF EMPLOYMENT (SEA) MONTHLY		December 2013	Cumulative
Referred		51	0
Enrolled		51	0
Completed		47	0
Weeks Claimed	296	1,590	614
Gross Amount of Payments (\$)	129,494	\$601,229	\$264,977

These are MONTHLY counts; data in **BOLD** is weekly.

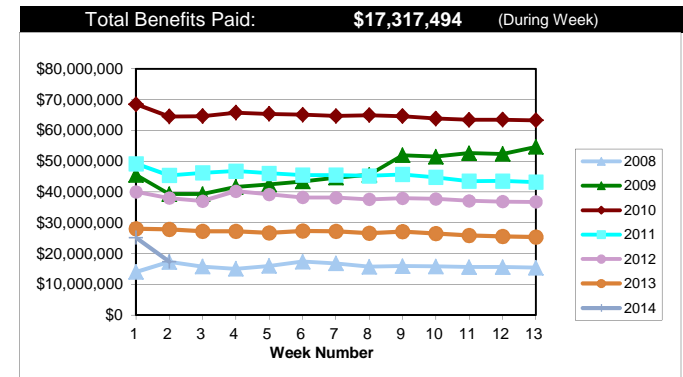
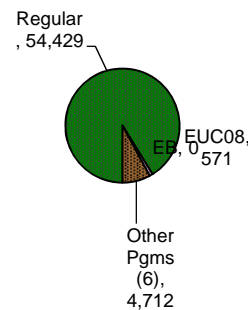
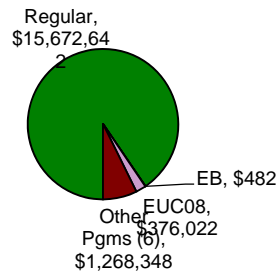
EMERGENCY UNEMPLOYMENT COMPENSATION 08 (EUC08)	This Week	Last Week	Cumulative
Initial Claims (Excl. Liabile)	212	881	1,093
Weeks Claimed (Excl. Liabile)	571	20,162	20,733
Gross Amount of Payments (\$)	\$376,022	\$7,259,110	\$7,635,132
Number Exhausting Tier 1 Benefits	15	360	375
Number Exhausting Tier 2 Benefits	28	425	453
Number Exhausting Tier Z Benefits (14th week of Tier 2)	18	455	473
Number Exhausting Tier 3 Benefits	34	486	520
Number Exhausting Tier 4 Benefits	7	11	18

EUC began 07/06/2008



Benefits Paid - By Program
Total: \$17,317,494

Weeks Claimed - By Program
Total: 59,712



* Other Programs Include AB, TRA, TAA, WS, TUI, SUD, SEA

For current and historic UI reports, visit:



<http://www.oregon.gov/EMPLOY/BUDGET/UI/Pages/index.aspx>



(503) 947-1350



kenneth.o.cuyler@state.or.us