

UNEMPLOYMENT INSURANCE WEEKLY STATISTICS

State of Oregon
EMPLOYMENT DEPARTMENT

UI Programs

Ken Cuyler

☎ (503) 947-1350

✉ kenneth.o.cuyler@state.or.us

🌐 www.WorkingInOregon.org

LABOR FORCE DATA					Last Month	Prior Month	Last Year	
					December 2013	November 2013	December 2012	
Oregon Civilian Labor Force					1,906,638	1,920,779	1,943,163	
Total Number Unemployed					131,523	129,048	160,073	
UNEMPLOYMENT RATES (CIVILIAN) (%)					Labor Force & Rate Data: www.QualityInfo.org			
Total Unemployment:					6.90%	6.70%	8.20%	
					National	6.50%	7.60%	
Seasonally Adjusted:					Oregon	7.00%	8.30%	
					National	6.70%	7.90%	
Week # :	3	THIS WEEK		LAST WEEK		Last Month	Prior Month	Last Year
Ending:	January 18, 2014	2014	2013	2014	2013	December 2013	November 2013	December 2012
UNEMPLOYMENT RATES (%)								
Insured Unemployment: Oregon		3.27	3.90	3.49	4.28	2.98	2.50	3.62
EB Trigger ¹		2.80	3.50	2.73	3.42			
Adjusted Insured Unemployment		3.53	4.42	3.46	4.34			
National Average TUR ²		7.60	8.50	7.60	8.60			
REGULAR CLAIMS (UI, UCFE, UCX)								
Initial Claims (Excl. Liable) ³		9,745	7,629	8,591	11,981	35,193	28,531	38,793
Oregon - New		7,023	4,143	5,243	6,719	16,938	14,264	18,222
Additional		2,722	2,958	3,348	3,610	16,839	12,763	18,920
Interstate - Agent		-	528	-	1,652	1,416	1,504	1,651
Interstate - Liable		347	241	251	297	1,000	1,048	1,157
Weeks Claimed (Excl. Liable) ³		50,850	62,385	54,429	68,416	195,468	171,738	233,853
Oregon		50,850	58,565	54,429	64,618	182,060	160,585	220,118
Interstate - Agent		-	3,820	-	3,798	13,408	11,153	13,735
Interstate - Liable		2,489	2,898	2,451	2,922	9,213	8,812	10,833
New Combined Wage Claims		238	200	198	193	788	787	870
Non-monetary Determinations & Redeter.		2,577	2,632	2,230	2,042	8,170	7,699	9,472
PAYMENTS: REGULAR BENEFITS								
First Payments		5,626	5,597	4,699	4,995	12,070	10,753	13,990
Payments Issued		49,396	56,968	52,705	62,707	176,932	154,879	54,730
Gross Amount of Payments (\$) ³		\$14,338,860	\$16,437,795	\$15,672,642	\$18,231,587	\$52,718,615	\$46,319,343	\$15,918,684
Average Check Amount (\$) ³		\$290	\$289	\$297	\$291	\$298	\$299	\$291
Number Exhausting Benefits		943	1,166	1,248	882	3,481	3,641	4,260
TRUST FUND								
Balance (in Millions) (\$)		\$1,798.7	\$1,354.81	\$1,808.03	\$1,361.65	\$1,810.16	\$1,863.02	\$1,381.84

¹ EB Trigger Graph: <http://www.oregon.gov/EMPLOY/BUDGET/UI/reports/102/IUR.pdf>

² NTUR: Unemployment Compensation Amendment Of 1992 specifies that a 2 month average NTUR be used to determine duration levels.

³ Excludes WORKSHARE program

For current and historic UI reports, visit:

<http://www.oregon.gov/EMPLOY/BUDGET/UI/Pages/index.aspx>

Week # :	3
Ending:	January 18, 2014
	This Week Last Week Cumulative
EXTENDED BENEFITS (EB)	YTD
Initial Claims (Excl. Liable)	0 0 0
Weeks Claimed (Excl. Liable)	0 0 1
Gross Amount of Payments (\$)	\$0 \$482 \$482
Number Exhausting Benefits	0 0 0

Oregon HEB Trigger "OFF" 04/07/2012.
http://www.workforcesecurity.doleta.gov/unemploy/claims_arch.asp

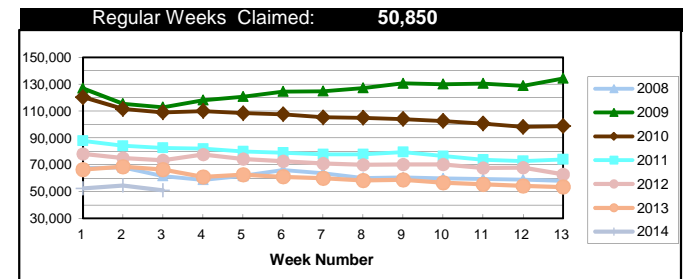
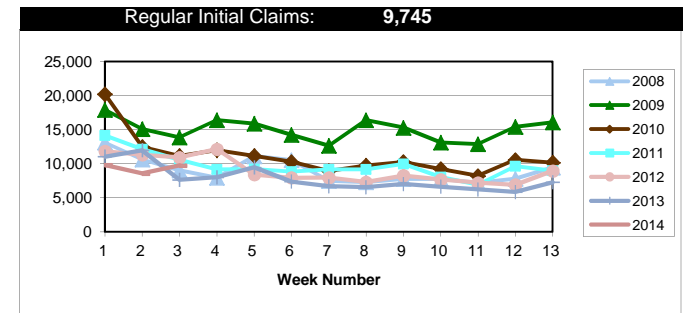
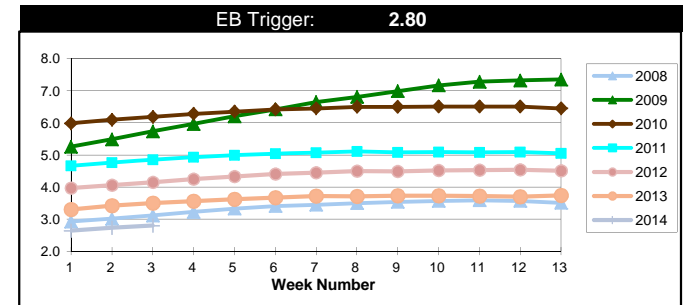
Misc Additional Benefits (AB)	
Initial Claims (Excl. Liable)	0 0 0
Weeks Claimed (Excl. Liable)	0 0 8
Gross Amount of Payments (\$)	0 0 \$0
Number Exhausting Benefits	0 0 0

TRADE ADJUSTMENT ACT (TRA)	
Training Plans	19 21 56
Initial Claims	4 0 5
Weeks Claimed	562 241 1,055
Gross Amount of TRA Payments (\$)	\$271,486 \$232,457 \$624,554
Certifications	1 0 1
Gross Amount of A/RTAA Payments (\$)	119,625 127,421 \$370,159

WORKSHARE PROGRAM (WS)	
Initial Claims	58 119 339
Weeks Claimed	427 1,295 2,149
Gross Amount of Payments (\$)	\$38,022 \$105,007 \$189,364
# of Workshare Plans	150 150

TRAINING UI (TUI)	
Applications Accepted	130 102 297
Approved	112 95 267
Weeks Claimed	2,509 1,768 6,687
Gross Amount of Payments (\$)	\$238,761 \$186,094 \$992,662

SUPPLEMENTAL UI for DISLOCATED WORKERS (SUD)	
Initial Claims	214 648 1,291
Weeks Claimed	1,674 1,112 3,434
Gross Amount of Payments (\$)	\$674,895 \$487,875 \$1,405,604



For current and historic UI reports, visit:



<http://www.oregon.gov/EMPLOY/BUDGET/UI/Pages/index.asp>



(503) 947-1350



kenneth.o.cuyler@state.or.us

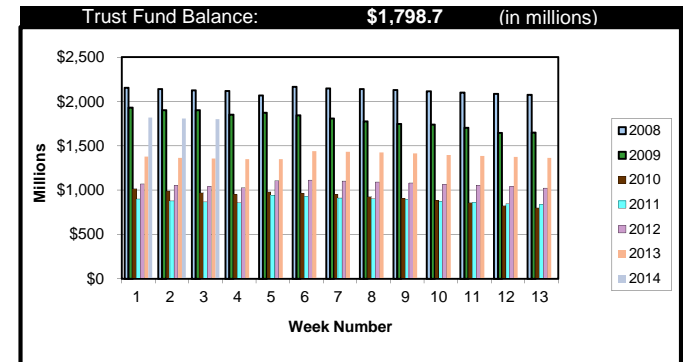
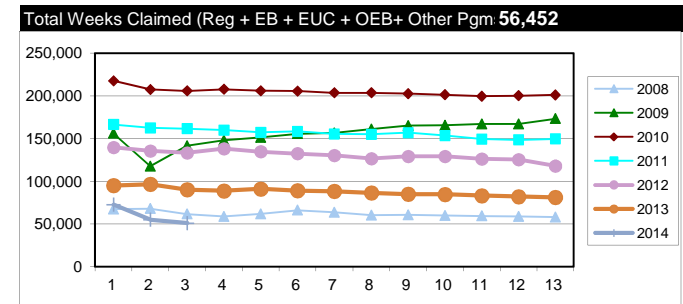
Week # :	3
Ending:	January 18, 2014

SELF EMPLOYMENT (SEA) MONTHLY		December 2013	Cumulative
Referred		51	0
Enrolled		51	0
Completed		47	0
Weeks Claimed	286	1,590	900
Gross Amount of Payments (\$)	129,705	\$601,229	\$394,682

These are MONTHLY counts; data in **BOLD** is weekly.

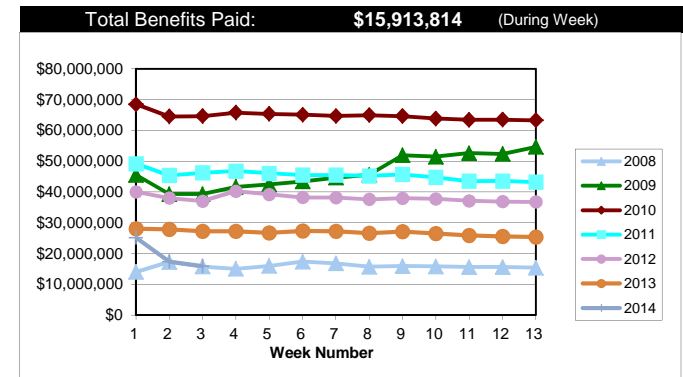
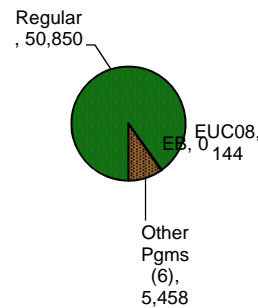
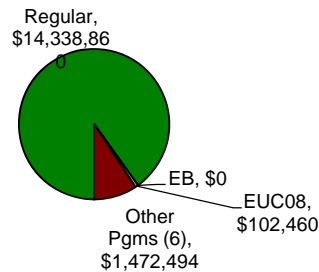
EMERGENCY UNEMPLOYMENT COMPENSATION 08 (EUC08)	This Week	Last Week	Cumulative
Initial Claims (Excl. Liabe)	173	212	1,266
Weeks Claimed (Excl. Liabe)	144	571	20,877
Gross Amount of Payments (\$)	\$102,460	\$376,022	\$7,737,592
Number Exhausting Tier 1 Benefits	2	15	377
Number Exhausting Tier 2 Benefits	4	28	457
Number Exhausting Tier Z Benefits (14th week of Tier 2)	3	18	476
Number Exhausting Tier 3 Benefits	8	34	528
Number Exhausting Tier 4 Benefits	5	7	23

EUC began 07/06/2008



Benefits Paid - By Program
Total: **\$15,913,814**

Weeks Claimed - By Program
Total: **56,452**



* Other Programs Include AB, TRA, TAA, WS, TUI, SUD, SEA

For current and historic UI reports, visit:



<http://www.oregon.gov/EMPLOY/BUDGET/UI/Pages/index.asp>



(503) 947-1350



kenneth.o.cuyler@state.or.us