

UNEMPLOYMENT INSURANCE WEEKLY STATISTICS

State of Oregon
EMPLOYMENT DEPARTMENT

UI Programs

Ken Cuyler

☎ (503) 947-1350

✉ kenneth.o.cuyler@state.or.us

🌐 www.WorkingInOregon.org

LABOR FORCE DATA					Last Month	Prior Month	Last Year	
					December 2013	November 2013	December 2012	
Oregon Civilian Labor Force					1,906,638	1,920,779	1,943,163	
Total Number Unemployed					131,523	129,048	160,073	
UNEMPLOYMENT RATES (CIVILIAN) (%)					Labor Force & Rate Data: www.QualityInfo.org			
Total Unemployment:					Oregon	6.90%	6.70%	8.20%
					National	6.50%	6.60%	7.60%
Seasonally Adjusted:					Oregon	7.00%	7.30%	8.30%
					National	6.70%	7.00%	7.90%
Week # :	4				Last Month	Prior Month	Last Year	
Ending:	January 25, 2014				December 2013	November 2013	December 2012	
		THIS WEEK		LAST WEEK				
		2014	2013	2014	2013	December 2013	November 2013	December 2012
UNEMPLOYMENT RATES (%)								
Insured Unemployment: Oregon		3.19	3.81	3.27	3.90	2.98	2.50	3.62
EB Trigger ¹		2.87	3.56	2.80	3.50			
Adjusted Insured Unemployment		3.60	4.48	3.53	4.42			
National Average TUR ²		7.60	8.50	7.60	8.50			
REGULAR CLAIMS (UI, UCFE, UCX)								
Initial Claims (Excl. Liable) ³		7,138	8,024	9,745	7,629	35,193	28,531	38,793
Oregon - New		4,517	4,004	7,023	4,143	16,938	14,264	18,222
Additional		2,621	3,600	2,722	2,958	16,839	12,763	18,920
Interstate - Agent		-	420	-	528	1,416	1,504	1,651
Interstate - Liable		368	255	347	241	1,000	1,048	1,157
Weeks Claimed (Excl. Liable) ³		49,677	60,954	50,850	62,385	195,468	171,738	233,853
Oregon		49,677	57,343	50,850	58,565	182,060	160,585	220,118
Interstate - Agent		-	3,611	-	3,820	13,408	11,153	13,735
Interstate - Liable		2,386	2,887	2,489	2,898	9,213	8,812	10,833
New Combined Wage Claims		226	202	238	200	788	787	870
Non-monetary Determinations & Redeter.		2,181	2,106	2,577	2,632	8,170	7,699	9,472
PAYMENTS: REGULAR BENEFITS								
First Payments		4,157	4,075	5,626	5,597	12,070	10,753	13,990
Payments Issued		48,397	57,357	49,396	56,968	176,932	154,879	54,730
Gross Amount of Payments (\$) ³		\$13,957,525	\$16,461,924	\$14,338,860	\$16,437,795	\$52,718,615	\$46,319,343	\$15,918,684
Average Check Amount (\$) ³		\$288	\$287	\$290	\$289	\$298	\$299	\$291
Number Exhausting Benefits		910	1,118	943	1,166	3,481	3,641	4,260
TRUST FUND								
Balance (in Millions) (\$)		\$1,794.57	\$1,347.31	\$1,798.7	\$1,354.81	\$1,810.16	\$1,863.02	\$1,381.84

¹ EB Trigger Graph: <http://www.oregon.gov/EMPLOY/BUDGET/UI/reports/102/IUR.pdf>

² NTUR: Unemployment Compensation Amendment Of 1992 specifies that a 2 month average NTUR be used to determine duration levels.

³ Excludes WORKSHARE program

For current and historic UI reports, visit:

<http://www.oregon.gov/EMPLOY/BUDGET/UI/Pages/index.aspx>

Week # :	4
Ending:	January 25, 2014
	This Week Last Week Cumulative
EXTENDED BENEFITS (EB)	YTD
Initial Claims (Excl. Liable)	0 0 0
Weeks Claimed (Excl. Liable)	0 0 1
Gross Amount of Payments (\$)	\$554 \$0 \$1,036
Number Exhausting Benefits	0 0 0

Oregon HEB Trigger "OFF" 04/07/2012.
http://www.workforcesecurity.doleta.gov/unemploy/claims_arch.asp

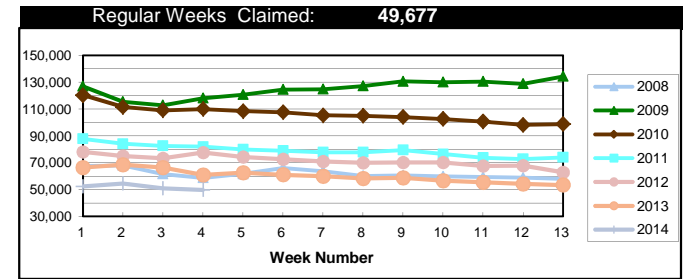
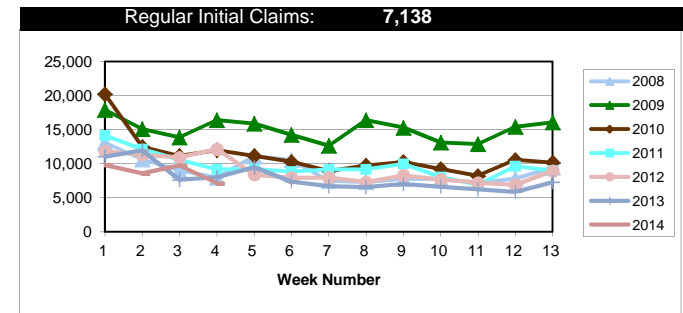
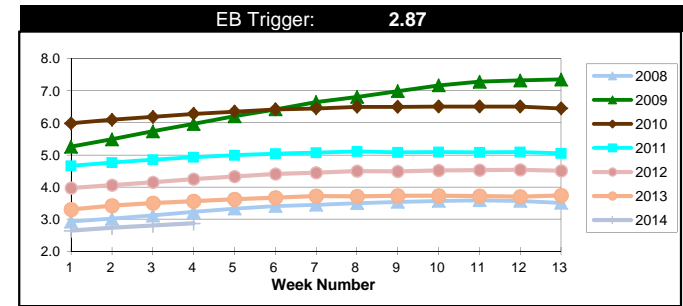
Misc Additional Benefits (AB)	
Initial Claims (Excl. Liable)	0 0 0
Weeks Claimed (Excl. Liable)	0 0 8
Gross Amount of Payments (\$)	0 0 \$0
Number Exhausting Benefits	0 0 0

TRADE ADJUSTMENT ACT (TRA)	
Training Plans	10 19 66
Initial Claims	19 4 24
Weeks Claimed	592 562 1,647
Gross Amount of TRA Payments (\$)	\$276,908 \$271,486 \$901,462
Certifications	0 1 1
Gross Amount of A/RTAA Payments (\$)	66,359 119,625 \$436,519

WORKSHARE PROGRAM (WS)	
Initial Claims	40 58 379
Weeks Claimed	454 427 2,603
Gross Amount of Payments (\$)	\$40,905 \$38,022 \$230,269
# of Workshare Plans	151 150

TRAINING UI (TUI)	
Applications Accepted	116 130 413
Approved	102 112 369
Weeks Claimed	2,616 2,509 9,303
Gross Amount of Payments (\$)	\$251,956 \$238,761 \$1,244,618

SUPPLEMENTAL UI for DISLOCATED WORKERS (SUD)	
Initial Claims	79 214 1,370
Weeks Claimed	1,761 1,674 5,195
Gross Amount of Payments (\$)	\$627,964 \$674,895 \$2,033,568



For current and historic UI reports, visit:



<http://www.oregon.gov/EMPLOY/BUDGET/UI/Pages/index.asp>



(503) 947-1350



kenneth.o.cuyler@state.or.us

Week # :	4
Ending:	January 25, 2014

SELF EMPLOYMENT (SEA) MONTHLY		December 2013	Cumulative
Referred		51	
Enrolled		51	
Completed		47	
Weeks Claimed	296	1,590	1,196
Gross Amount of Payments (\$)	131,217	\$601,229	\$525,899

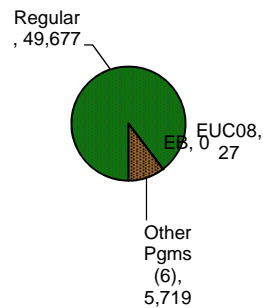
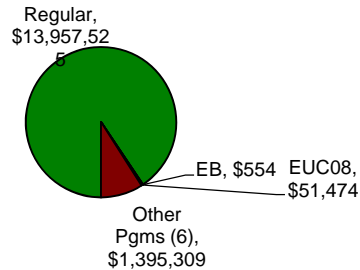
These are MONTHLY counts; data in **BOLD** is weekly.

EMERGENCY UNEMPLOYMENT COMPENSATION 08 (EUC08)	This Week	Last Week	Cumulative
Initial Claims (Excl. Liabile)	122	173	1,388
Weeks Claimed (Excl. Liabile)	27	144	20,904
Gross Amount of Payments (\$)	\$51,474	\$102,460	\$7,789,066
Number Exhausting Tier 1 Benefits	0	2	371
Number Exhausting Tier 2 Benefits	2	4	459
Number Exhausting Tier Z Benefits (14th week of Tier 2)	5	3	481
Number Exhausting Tier 3 Benefits	6	8	534
Number Exhausting Tier 4 Benefits	4	5	27

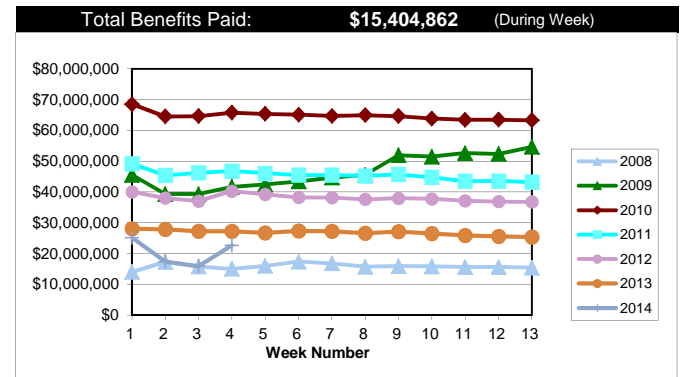
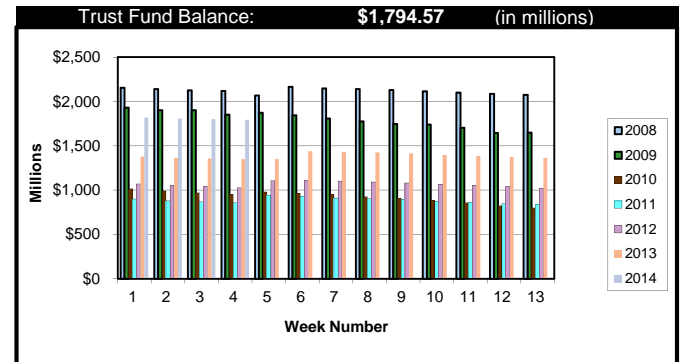
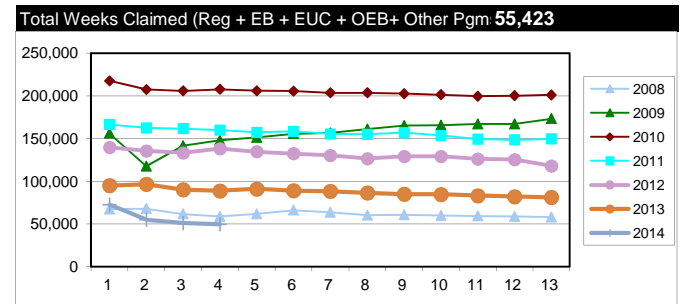
EUC began 07/06/2008

Benefits Paid - By Program
Total: \$15,404,862

Weeks Claimed - By Program
Total: 55,423



* Other Programs Include AB, TRA, TAA, WS, TUI, SUD, SEA



For current and historic UI reports, visit:



<http://www.oregon.gov/EMPLOY/BUDGET/UI/Pages/index.aspx>



(503) 947-1350



kenneth.o.cuyler@state.or.us