

# UNEMPLOYMENT INSURANCE WEEKLY STATISTICS

State of Oregon  
EMPLOYMENT DEPARTMENT

UI Programs

Ken Cuyler

☎ (503) 947-1350

✉ [kenneth.o.cuyler@state.or.us](mailto:kenneth.o.cuyler@state.or.us)

🌐 [www.WorkingInOregon.org](http://www.WorkingInOregon.org)

LABOR FORCE DATA					Last Month	Prior Month	Last Year	
					December 2013	November 2013	December 2012	
Oregon Civilian Labor Force					1,906,638	1,920,779	1,943,163	
Total Number Unemployed					131,523	129,048	160,073	
UNEMPLOYMENT RATES (CIVILIAN) (%)					Labor Force & Rate Data: <a href="http://www.QualityInfo.org">www.QualityInfo.org</a>			
Total Unemployment:					Oregon	6.90%	6.70%	8.20%
					National	6.50%	6.60%	7.60%
Seasonally Adjusted:					Oregon	7.00%	7.30%	8.30%
					National	6.70%	7.00%	7.90%
Week # :	5	THIS WEEK		LAST WEEK		Last Month	Prior Month	Last Year
Ending:	February 1, 2014	2014	2013	2014	2013	January 2014	December 2013	January 2013
UNEMPLOYMENT RATES (%)								
Insured Unemployment: Oregon		3.21	3.91	3.19	3.81	3.74	2.98	5.59
EB Trigger <sup>1</sup>		2.93	3.62	2.87	3.56			
Adjusted Insured Unemployment		3.66	4.54	3.60	4.48			
National Average TUR <sup>2</sup>		7.30	8.50	7.60	8.50			
REGULAR CLAIMS (UI, UCFE, UCX)								
Initial Claims (Excl. Liable) <sup>3</sup>		6,051	9,470	7,138	8,024	42,250	35,193	48,704
Oregon - New		3,204	5,379	4,517	4,004	24,002	16,938	24,450
Additional		2,847	3,745	2,621	3,600	17,932	16,839	20,286
Interstate - Agent		-	346	-	420	316	1,416	3,968
Interstate - Liable		210	321	368	255	1,419	1,000	1,381
Weeks Claimed (Excl. Liable) <sup>3</sup>		50,058	62,648	49,677	60,954	267,417	195,468	328,473
Oregon		50,058	58,878	49,677	57,343	263,944	182,060	310,524
Interstate - Agent		-	3,770	-	3,611	3,473	13,408	17,949
Interstate - Liable		2,377	2,948	2,386	2,887	12,132	9,213	14,598
New Combined Wage Claims		255	238	226	202	973	788	831
Non-monetary Determinations & Redeter.		2,537	2,499	2,181	2,106	11,321	8,170	12,512
PAYMENTS: REGULAR BENEFITS								
First Payments		3,551	4,120	4,157	4,075	22,087	12,070	22,667
Payments Issued		49,737	58,983	48,397	57,357	256,705	176,932	297,719
Gross Amount of Payments (\$) <sup>3</sup>		\$14,320,514	\$16,828,193	\$13,957,525	\$16,461,924	\$74,961,137	\$52,718,615	\$86,017,174
Average Check Amount (\$) <sup>3</sup>		\$288	\$285	\$288	\$287	\$292	\$298	\$289
Number Exhausting Benefits		832	1,107	910	1,118	4,857	3,481	6,046
TRUST FUND								
Balance (in Millions) (\$)		\$1,796.83	\$1,348.46	\$1,794.57	\$1,347.31	\$1,796.83	\$1,810.16	\$1,343.32

<sup>1</sup> EB Trigger Graph: <http://www.oregon.gov/EMPLOY/BUDGET/UI/reports/102/IUR.pdf>

<sup>2</sup> NTUR: Unemployment Compensation Amendment of 1992 specifies that a 2 month average NTUR be used to determine duration levels.

<sup>3</sup> Excludes WORKSHARE program

For current and historic UI reports, visit:

<http://www.oregon.gov/EMPLOY/BUDGET/UI/Pages/index.aspx>

<b>Week # :</b>	5
<b>Ending:</b>	February 1, 2014
	<b>This Week    Last Week    Cumulative</b>
<b>EXTENDED BENEFITS (EB)</b>	<b>YTD</b>
Initial Claims (Excl. Liable)	1                      0                      1
Weeks Claimed (Excl. Liable)	0                      0                      1
Gross Amount of Payments (\$)	\$0                      \$554                      \$1,036
Number Exhausting Benefits	0                      0                      0

Oregon HEB Trigger "OFF" 04/07/2012.  
[http://www.workforcesecurity.doleta.gov/unemploy/claims\\_arch.asp](http://www.workforcesecurity.doleta.gov/unemploy/claims_arch.asp)

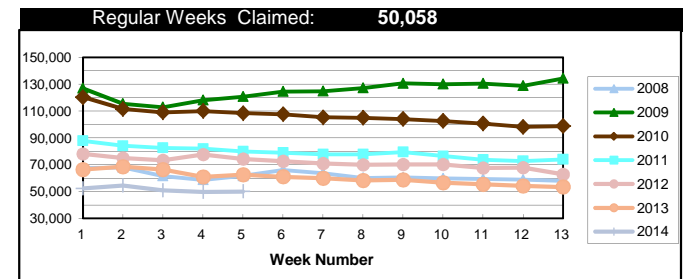
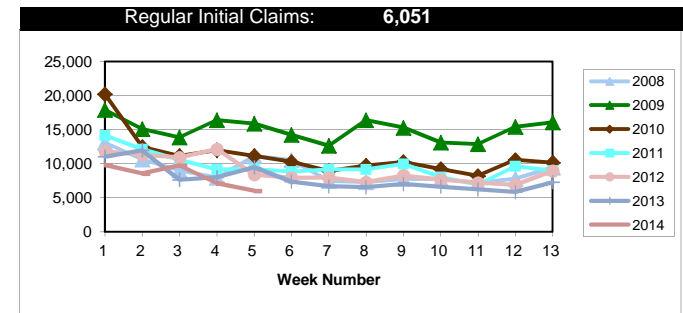
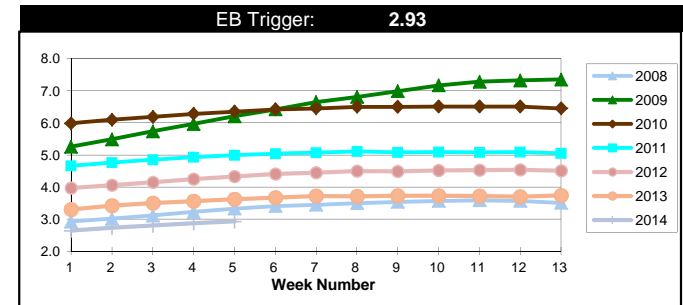
<b>Misc Additional Benefits (AB)</b>	
Initial Claims (Excl. Liable)	0                      0                      0
Weeks Claimed (Excl. Liable)	0                      0                      8
Gross Amount of Payments (\$)	0                      0                      \$0
Number Exhausting Benefits	0                      0                      0

<b>TRADE ADJUSTMENT ACT (TRA)</b>	
Training Plans	10                      10                      76
Initial Claims	18                      19                      42
Weeks Claimed	583                      592                      2,230
Gross Amount of TRA Payments (\$)	\$274,410                      \$276,908                      \$1,175,872
Certifications	0                      0                      1
Gross Amount of A/RTAA Payments (\$)	148,501                      66,359                      \$585,020

<b>WORKSHARE PROGRAM (WS)</b>	
Initial Claims	21                      40                      400
Weeks Claimed	355                      454                      2,958
Gross Amount of Payments (\$)	\$29,171                      \$40,905                      \$259,440
# of Workshare Plans	147                      151

<b>TRAINING UI (TUI)</b>	
Applications Accepted	96                      116                      509
Approved	85                      102                      454
Weeks Claimed	2,654                      2,616                      11,957
Gross Amount of Payments (\$)	\$257,900                      \$251,956                      \$1,502,518

<b>SUPPLEMENTAL UI for DISLOCATED WORKERS (SUD)</b>	
Initial Claims	70                      79                      1,440
Weeks Claimed	1,796                      1,761                      6,991
Gross Amount of Payments (\$)	\$651,128                      \$627,964                      \$2,684,696



For current and historic UI reports, visit:



<http://www.oregon.gov/EMPLOY/BUDGET/UI/Pages/index.asp>



(503) 947-1350



[kenneth.o.cuyler@state.or.us](mailto:kenneth.o.cuyler@state.or.us)

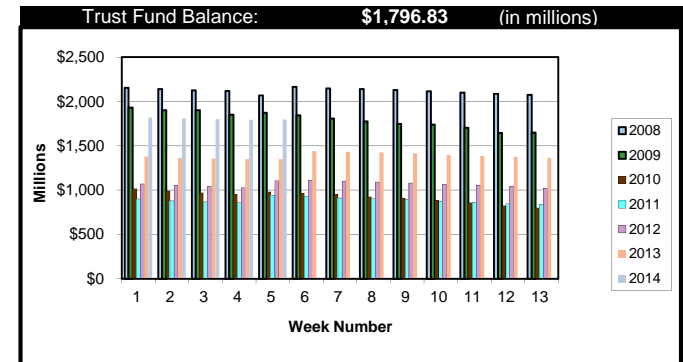
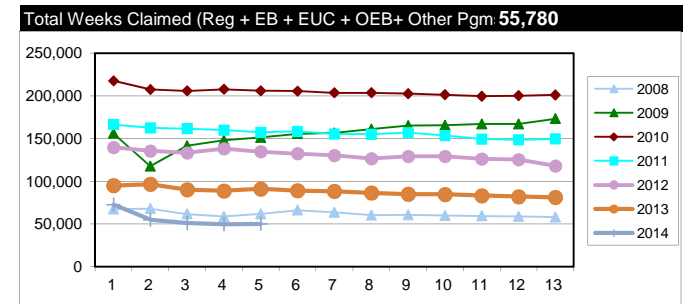
<b>Week # :</b>	<b>5</b>
<b>Ending:</b>	<b>February 1, 2014</b>

<b>SELF EMPLOYMENT (SEA) MONTHLY</b>		<b>December 2013</b>	<b>Cumulative</b>
Referred		51	78
Enrolled		51	78
Completed		47	65
<b>Weeks Claimed</b>	<b>303</b>	<b>1,590</b>	<b>1,499</b>
<b>Gross Amount of Payments (\$)</b>	<b>129,279</b>	<b>\$601,229</b>	<b>\$655,178</b>

These are MONTHLY counts; data in **BOLD** is weekly.

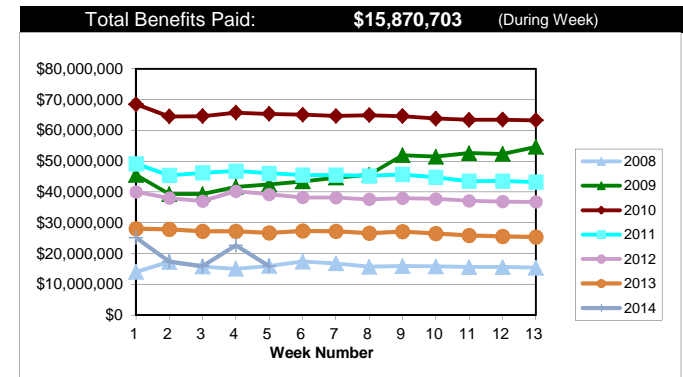
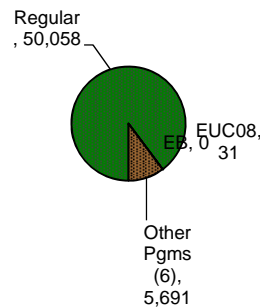
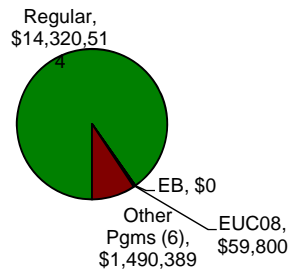
<b>EMERGENCY UNEMPLOYMENT COMPENSATION 08 (EUC08)</b>	<b>This Week</b>	<b>Last Week</b>	<b>Cumulative</b>
Initial Claims (Excl. Liable)	99	122	1,487
Weeks Claimed (Excl. Liable)	31	27	20,935
<b>Gross Amount of Payments (\$)</b>	<b>\$59,800</b>	<b>\$51,474</b>	<b>\$7,848,866</b>
Number Exhausting Tier 1 Benefits	-2	0	369
Number Exhausting Tier 2 Benefits	5	2	464
Number Exhausting Tier Z Benefits (14th week of Tier 2)	5	5	486
Number Exhausting Tier 3 Benefits	5	6	539
Number Exhausting Tier 4 Benefits	2	4	29

EUC began 07/06/2008



**Benefits Paid - By Program**  
**Total: \$15,870,703**

**Weeks Claimed - By Program**  
**Total: 55,780**



\* Other Programs Include AB, TRA, TAA, WS, TUI, SUD, SEA

For current and historic UI reports, visit:



<http://www.oregon.gov/EMPLOY/BUDGET/UI/Pages/index.aspx>



(503) 947-1350



[kenneth.o.cuyler@state.or.us](mailto:kenneth.o.cuyler@state.or.us)