

UNEMPLOYMENT INSURANCE WEEKLY STATISTICS

State of Oregon
EMPLOYMENT DEPARTMENT

UI Programs

Ken Cuyler

☎ (503) 947-1350

✉ kenneth.o.cuyler@state.or.us

🌐 www.WorkingInOregon.org

LABOR FORCE DATA					Last Month	Prior Month	Last Year	
					December 2013	November 2013	December 2012	
Oregon Civilian Labor Force					1,906,638	1,920,779	1,943,163	
Total Number Unemployed					131,523	129,048	160,073	
UNEMPLOYMENT RATES (CIVILIAN) (%)					Labor Force & Rate Data: www.QualityInfo.org			
Total Unemployment:					6.90%	6.70%	8.20%	
National					6.50%	6.60%	7.60%	
Seasonally Adjusted:					7.00%	7.30%	8.30%	
National					6.70%	7.00%	7.90%	
Week # :	6				Last Month	Prior Month	Last Year	
Ending:	February 8, 2014				January 2014	December 2013	January 2013	
		THIS WEEK		LAST WEEK				
		2014	2013	2014	2013			
UNEMPLOYMENT RATES (%)								
Insured Unemployment: Oregon		3.17	3.81	3.21	3.91	3.74	2.98	5.59
EB Trigger ¹		2.98	3.72	2.93	3.62			
Adjusted Insured Unemployment		3.74	4.65	3.66	4.54			
National Average TUR ²		7.30	8.50	7.30	8.50			
REGULAR CLAIMS (UI, UCFE, UCX)								
Initial Claims (Excl. Liable) ³		6,144	7,384	6,051	9,470	42,250	35,193	48,704
Oregon - New		3,097	3,357	3,204	5,379	24,002	16,938	24,450
Additional		3,047	3,615	2,847	3,745	17,932	16,839	20,286
Interstate - Agent		-	412	-	346	316	1,416	3,968
Interstate - Liable		210	665	210	321	1,419	1,000	1,381
Weeks Claimed (Excl. Liable) ³		49,482	61,018	50,058	62,648	267,417	195,468	328,473
Oregon		49,482	57,343	50,058	58,878	263,944	182,060	310,524
Interstate - Agent		-	3,675	-	3,770	3,473	13,408	17,949
Interstate - Liable		2,326	2,979	2,377	2,948	12,132	9,213	14,598
New Combined Wage Claims		191	263	255	238	973	788	831
Non-monetary Determinations & Redeter.		1,970	2,244	2,537	2,499	11,321	8,170	12,512
PAYMENTS: REGULAR BENEFITS								
First Payments		3,012	3,564	3,551	4,120	22,087	12,070	22,667
Payments Issued		49,253	58,588	49,737	58,983	256,705	176,932	297,719
Gross Amount of Payments (\$) ³		\$14,241,869	\$16,646,300	\$14,320,514	\$16,828,193	\$74,961,137	\$52,718,615	\$86,017,174
Average Check Amount (\$) ³		\$289	\$284	\$288	\$285	\$292	\$298	\$289
Number Exhausting Benefits		837	1,155	832	1,107	4,857	3,481	6,046
TRUST FUND								
Balance (in Millions) (\$)		\$1,899.66	\$1,439.39	\$1,796.83	\$1,348.46	\$1,796.83	\$1,810.16	\$1,343.32

¹ EB Trigger Graph: <http://www.oregon.gov/EMPLOY/BUDGET/UI/reports/102/IUR.pdf>

² NTUR: Unemployment Compensation Amendment of 1992 specifies that a 2 month average NTUR be used to determine duration levels.

³ Excludes WORKSHARE program

For current and historic UI reports, visit:

<http://www.oregon.gov/EMPLOY/BUDGET/UI/Pages/index.aspx>

Week # :	6
Ending:	February 8, 2014
	This Week Last Week Cumulative
EXTENDED BENEFITS (EB)	YTD
Initial Claims (Excl. Liable)	1 1 2
Weeks Claimed (Excl. Liable)	0 0 1
Gross Amount of Payments (\$)	\$0 \$0 \$1,036
Number Exhausting Benefits	0 0 0

Oregon HEB Trigger "OFF" 04/07/2012.
http://www.workforcesecurity.doleta.gov/unemploy/claims_arch.asp

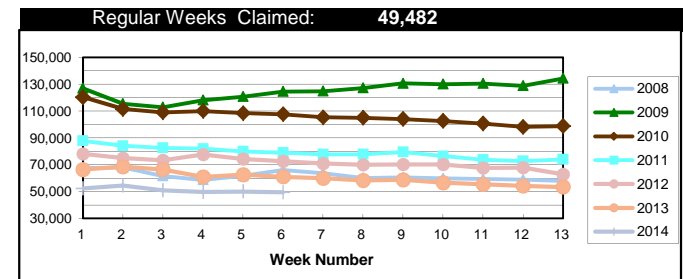
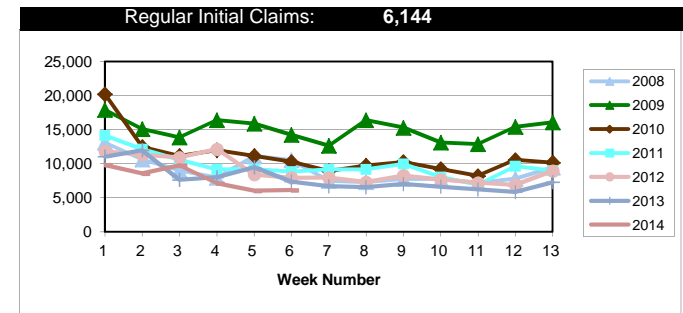
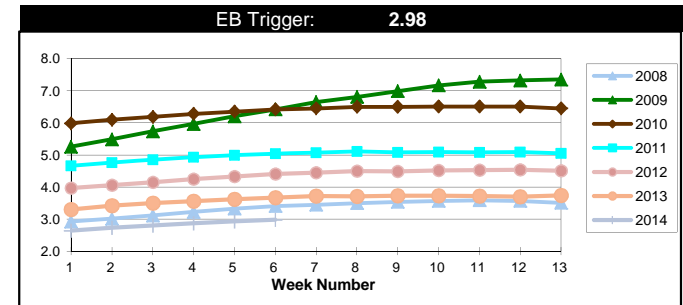
Misc Additional Benefits (AB)	
Initial Claims (Excl. Liable)	0 0 0
Weeks Claimed (Excl. Liable)	0 0 8
Gross Amount of Payments (\$)	0 0 \$0
Number Exhausting Benefits	0 0 0

TRADE ADJUSTMENT ACT (TRA)	
Training Plans	0 10 76
Initial Claims	10 18 52
Weeks Claimed	570 583 2,800
Gross Amount of TRA Payments (\$)	\$266,688 \$274,410 \$1,442,560
Certifications	0 0 1
Gross Amount of A/RTAA Payments (\$)	176,824 148,501 \$761,844

WORKSHARE PROGRAM (WS)	
Initial Claims	23 21 423
Weeks Claimed	410 355 3,368
Gross Amount of Payments (\$)	\$40,379 \$29,171 \$299,819
# of Workshare Plans	147 147

TRAINING UI (TUI)	
Applications Accepted	121 96 630
Approved	111 85 565
Weeks Claimed	2,703 2,654 14,660
Gross Amount of Payments (\$)	\$262,429 \$257,900 \$1,764,947

SUPPLEMENTAL UI for DISLOCATED WORKERS (SUD)	
Initial Claims	49 70 1,489
Weeks Claimed	1,806 1,796 8,797
Gross Amount of Payments (\$)	\$640,327 \$651,128 \$3,325,023



For current and historic UI reports, visit:



<http://www.oregon.gov/EMPLOY/BUDGET/UI/Pages/index.asp>



(503) 947-1350



kenneth.o.cuyler@state.or.us

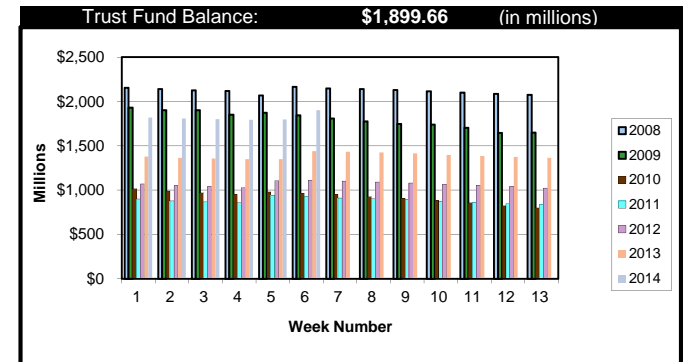
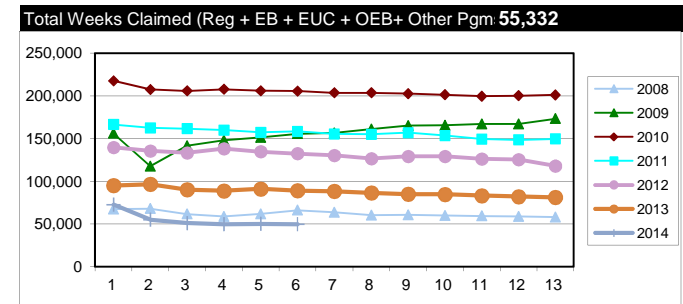
Week # :	6
Ending:	February 8, 2014

SELF EMPLOYMENT (SEA) MONTHLY		January 2014	Cumulative
Referred		78	78
Enrolled		78	78
Completed		65	65
Weeks Claimed	287	1,499	1,786
Gross Amount of Payments (\$)	126,182	\$655,178	\$781,360

These are MONTHLY counts; data in **BOLD** is weekly.

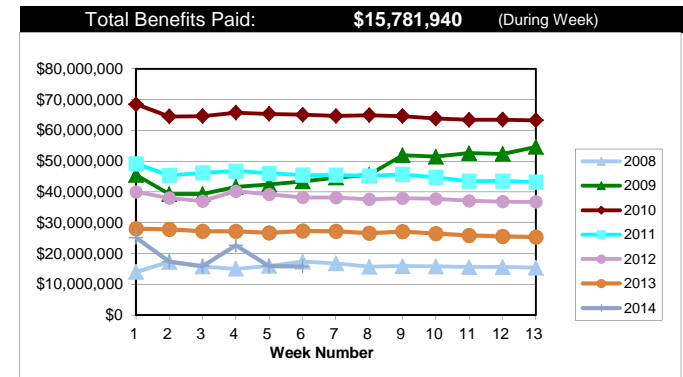
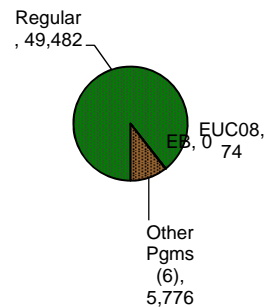
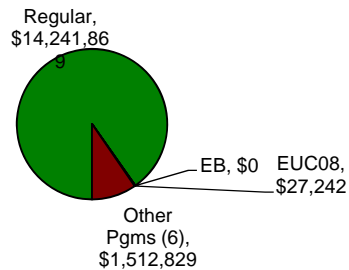
EMERGENCY UNEMPLOYMENT COMPENSATION 08 (EUC08)	This Week	Last Week	Cumulative
Initial Claims (Excl. Liabe)	83	99	1,570
Weeks Claimed (Excl. Liabe)	74	31	21,009
Gross Amount of Payments (\$)	\$27,242	\$59,800	\$7,876,108
Number Exhausting Tier 1 Benefits	-8	-2	361
Number Exhausting Tier 2 Benefits	0	5	464
Number Exhausting Tier Z Benefits (14th week of Tier 2)	0	5	486
Number Exhausting Tier 3 Benefits	6	5	545
Number Exhausting Tier 4 Benefits	9	2	38

EUC began 07/06/2008



Benefits Paid - By Program
Total: \$15,781,940

Weeks Claimed - By Program
Total: 55,332



* Other Programs Include AB, TRA, TAA, WS, TUI, SUD, SEA

For current and historic UI reports, visit:



<http://www.oregon.gov/EMPLOY/BUDGET/UI/Pages/index.aspx>



(503) 947-1350



kenneth.o.cuyler@state.or.us