

UNEMPLOYMENT INSURANCE WEEKLY STATISTICS

State of Oregon
EMPLOYMENT DEPARTMENT

UI Programs

Ken Cuyler

☎ (503) 947-1350

✉ kenneth.o.cuyler@state.or.us

🌐 www.WorkingInOregon.org

		LABOR FORCE DATA				Last Month	Prior Month	Last Year
						December 2013	November 2013	December 2012
		Oregon Civilian Labor Force				1,906,638	1,920,779	1,943,163
		Total Number Unemployed				131,523	129,048	160,073
		UNEMPLOYMENT RATES (CIVILIAN) (%)				Labor Force & Rate Data: www.QualityInfo.org		
		Total Unemployment:		Oregon		6.90%	6.70%	8.20%
				National		6.50%	6.60%	7.60%
		Seasonally Adjusted:		Oregon		7.00%	7.30%	8.30%
				National		6.70%	7.00%	7.90%
Week # :	8	THIS WEEK		LAST WEEK		Last Month	Prior Month	Last Year
Ending:	February 22, 2014	2014	2013	2014	2013	January 2014	December 2013	January 2013
UNEMPLOYMENT RATES (%)								
Insured Unemployment: Oregon		3.22	3.64	3.27	3.75	3.74	2.98	5.59
EB Trigger ¹		3.09	3.71	3.04	3.72			
Adjusted Insured Unemployment		3.85	4.64	3.80	4.65			
National Average TUR ²		7.30	8.50	7.30	8.50			
REGULAR CLAIMS (UI, UCFE, UCX)								
Initial Claims (Excl. Liable) ³		5,907	6,569	7,696	6,715	42,250	35,193	48,704
Oregon - New		3,019	2,886	3,680	3,121	24,002	16,938	24,450
Additional		2,888	3,312	4,016	3,235	17,932	16,839	20,286
Interstate - Agent		-	371	-	359	316	1,416	3,968
Interstate - Liable		200	641	198	228	1,419	1,000	1,381
Weeks Claimed (Excl. Liable) ³		50,141	58,170	51,073	59,961	267,417	195,468	328,473
Oregon		50,141	54,599	51,073	56,244	263,944	182,060	310,524
Interstate - Agent		-	3,571	-	3,717	3,473	13,408	17,949
Interstate - Liable		2,344	2,738	2,348	2,828	12,132	9,213	14,598
New Combined Wage Claims		126	136	135	225	973	788	831
Non-monetary Determinations & Redeter.		2,028	1,775	2,335	2,930	11,321	8,170	12,512
PAYMENTS: REGULAR BENEFITS								
First Payments		2,967	2,885	2,911	3,201	22,087	12,070	22,667
Payments Issued		50,430	55,264	50,903	57,679	256,705	176,932	297,719
Gross Amount of Payments (\$) ³		\$14,617,733	\$15,855,723	\$14,758,698	\$16,398,632	\$74,961,137	\$52,718,615	\$86,017,174
Average Check Amount (\$) ³		\$290	\$287	\$290	\$284	\$292	\$298	\$289
Number Exhausting Benefits		876	1,054	965	1,105	4,857	3,481	6,046
TRUST FUND								
Balance (in Millions) (\$)		\$1,886.91	\$1,423.67	\$1,892.09	\$1,432.05	\$1,796.83	\$1,810.16	\$1,343.32

¹ EB Trigger Graph: <http://www.oregon.gov/EMPLOY/BUDGET/UI/reports/102/IUR.pdf>

² NTUR: Unemployment Compensation Amendment of 1992 specifies that a 2 month average NTUR be used to determine duration levels.

³ Excludes WORKSHARE program

For current and historic UI reports, visit:

<http://www.oregon.gov/EMPLOY/BUDGET/UI/Pages/index.aspx>

Week # :	8
Ending:	February 22, 2014
	This Week Last Week Cumulative
EXTENDED BENEFITS (EB)	YTD
Initial Claims (Excl. Liable)	0 0 2
Weeks Claimed (Excl. Liable)	0 0 1
Gross Amount of Payments (\$)	\$0 \$0 \$1,036
Number Exhausting Benefits	0 0 0

Oregon HEB Trigger "OFF" 04/07/2012.
http://www.workforcesecurity.doleta.gov/unemploy/claims_arch.asp

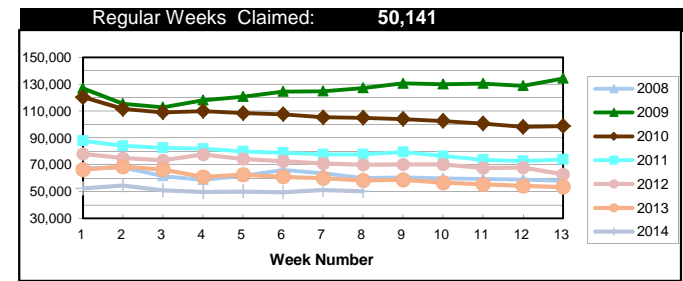
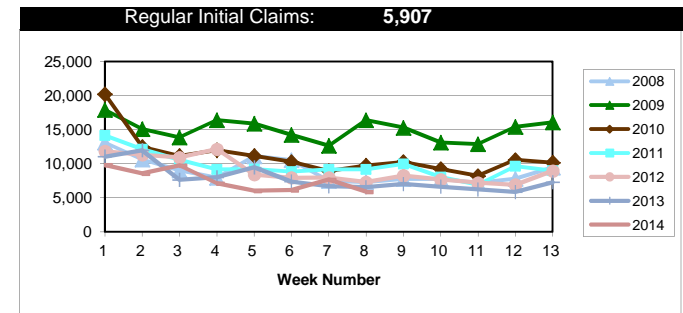
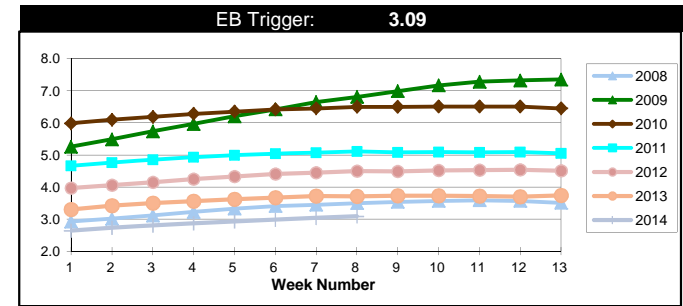
Misc Additional Benefits (AB)	
Initial Claims (Excl. Liable)	0 0 0
Weeks Claimed (Excl. Liable)	0 0 8
Gross Amount of Payments (\$)	0 0 \$0
Number Exhausting Benefits	0 0 0

TRADE ADJUSTMENT ACT (TRA)	
Training Plans	0 0 76
Initial Claims	13 34 99
Weeks Claimed	593 580 3,973
Gross Amount of TRA Payments (\$)	\$278,722 \$272,096 \$1,993,378
Certifications	0 0 4
Gross Amount of A/RTAA Payments (\$)	152,490 108,449 \$1,022,783

WORKSHARE PROGRAM (WS)	
Initial Claims	11 56 490
Weeks Claimed	467 389 4,224
Gross Amount of Payments (\$)	\$43,828 \$33,797 \$377,444
# of Workshare Plans	146 144

TRAINING UI (TUI)	
Applications Accepted	102 78 810
Approved	85 71 721
Weeks Claimed	2,751 2,731 20,142
Gross Amount of Payments (\$)	\$264,761 \$267,618 \$2,297,326

SUPPLEMENTAL UI for DISLOCATED WORKERS (SUD)	
Initial Claims	52 53 1,594
Weeks Claimed	1,838 1,811 12,446
Gross Amount of Payments (\$)	\$651,365 \$657,591 \$4,633,979



For current and historic UI reports, visit:



<http://www.oregon.gov/EMPLOY/BUDGET/UI/Pages/index.asp>



(503) 947-1350



kenneth.o.cuyler@state.or.us

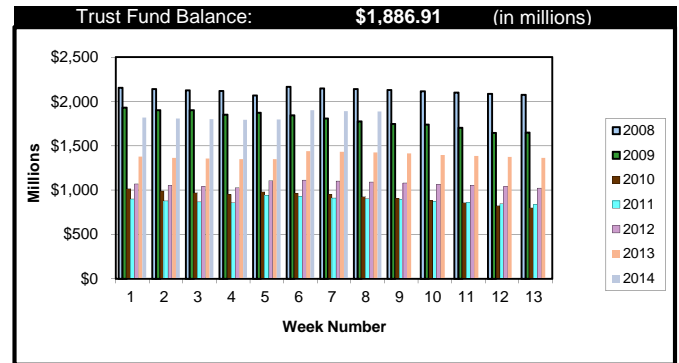
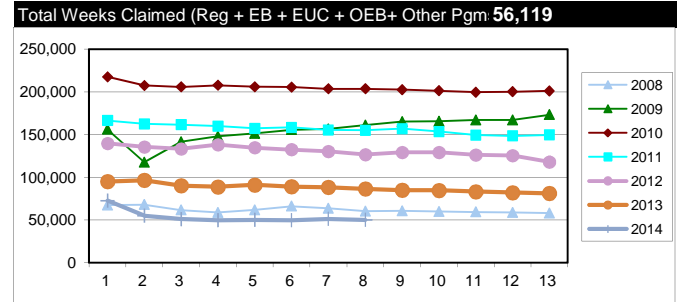
Week # :	8
Ending:	February 22, 2014

SELF EMPLOYMENT (SEA) MONTHLY		January 2014	Cumulative
Referred		78	78
Enrolled		78	78
Completed		65	65
Weeks Claimed	323	1,499	2,415
Gross Amount of Payments (\$)	135,883	\$655,178	\$1,050,324

These are MONTHLY counts; data in **BOLD** is weekly.

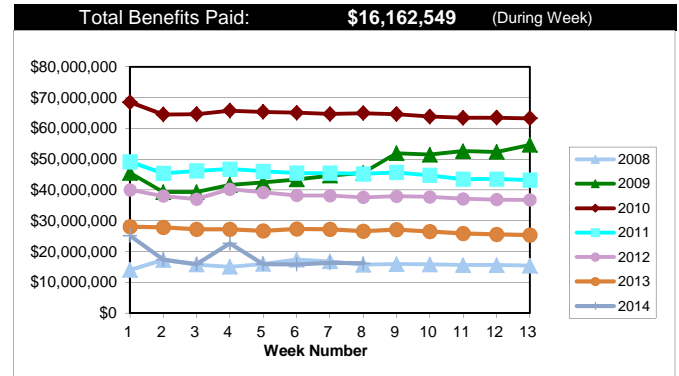
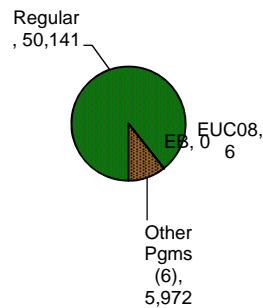
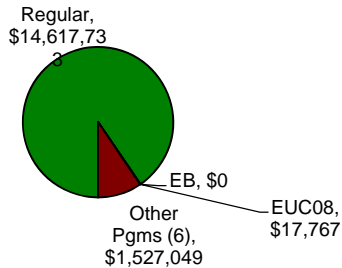
EMERGENCY UNEMPLOYMENT COMPENSATION 08 (EUC08)	This Week	Last Week	Cumulative
Initial Claims (Excl. Liable)	61	79	1,710
Weeks Claimed (Excl. Liable)	6	40	21,055
Gross Amount of Payments (\$)	\$17,767	\$26,368	\$7,920,243
Number Exhausting Tier 1 Benefits	4	-2	363
Number Exhausting Tier 2 Benefits	1	1	466
Number Exhausting Tier Z Benefits (14th week of Tier 2)	0	1	487
Number Exhausting Tier 3 Benefits	2	6	553
Number Exhausting Tier 4 Benefits	0	4	42

EUC began 07/06/2008



Benefits Paid - By Program
Total: **\$16,162,549**

Weeks Claimed - By Program
Total: **56,119**



* Other Programs Include AB, TRA, TAA, WS, TUI, SUD, SEA

For current and historic UI reports, visit:



<http://www.oregon.gov/EMPLOY/BUDGET/UI/Pages/index.aspx>



(503) 947-1350



kenneth.o.cuyler@state.or.us