

UNEMPLOYMENT INSURANCE WEEKLY STATISTICS

State of Oregon
EMPLOYMENT DEPARTMENT

UI Programs

Ken Cuyler

☎ (503) 947-1350

✉ kenneth.o.cuyler@state.or.us

🌐 www.WorkingInOregon.org

LABOR FORCE DATA					Last Month	Prior Month	Last Year	
					January 2014	December 2013	January 2013	
Oregon Civilian Labor Force					1,913,612	1,912,308	1,916,674	
Total Number Unemployed					148,830	131,927	179,356	
UNEMPLOYMENT RATES (CIVILIAN) (%)					Labor Force & Rate Data: www.QualityInfo.org			
Total Unemployment:								
					Oregon	6.90%	9.40%	
					National	7.00%	8.50%	
Seasonally Adjusted:								
					Oregon	7.10%	8.30%	
					National	6.70%	7.90%	
Week # :	9				Last Month	Prior Month	Last Year	
Ending:	March 1, 2014				January 2014	December 2013	January 2013	
		THIS WEEK		LAST WEEK				
		2014	2013	2014	2013	January 2014	December 2013	January 2013
UNEMPLOYMENT RATES (%)								
Insured Unemployment: Oregon		3.05	3.66	3.22	3.64	3.74	2.98	5.59
EB Trigger ¹		3.12	3.73	3.09	3.71			
Adjusted Insured Unemployment		3.88	4.67	3.85	4.64			
National Average TUR ²		7.30	8.50	7.30	8.50			
REGULAR CLAIMS (UI, UCFE, UCX)								
Initial Claims (Excl. Liable) ³		5,744	7,019	5,907	6,569	42,250	35,193	48,704
Oregon - New		3,151	3,037	3,019	2,886	24,002	16,938	24,450
Additional		2,593	3,685	2,888	3,312	17,932	16,839	20,286
Interstate - Agent		-	297	-	371	316	1,416	3,968
Interstate - Liable		183	249	200	641	1,419	1,000	1,381
Weeks Claimed (Excl. Liable) ³		47,594	58,647	50,141	58,170	267,417	195,468	328,473
Oregon		47,594	55,121	50,141	54,599	263,944	182,060	310,524
Interstate - Agent		-	3,526	-	3,571	3,473	13,408	17,949
Interstate - Liable		2,273	2,801	2,344	2,738	12,132	9,213	14,598
New Combined Wage Claims		189	205	126	136	973	788	831
Non-monetary Determinations & Redeter.		2,493	2,557	2,028	1,775	11,321	8,170	12,512
PAYMENTS: REGULAR BENEFITS								
First Payments		2,494	2,724	2,967	2,885	22,087	12,070	22,667
Payments Issued		48,846	57,165	50,430	55,264	256,705	176,932	297,719
Gross Amount of Payments (\$) ³		\$14,122,235	\$16,196,306	\$14,617,733	\$15,855,723	\$74,961,137	\$52,718,615	\$86,017,174
Average Check Amount (\$) ³		\$289	\$283	\$290	\$287	\$292	\$298	\$289
Number Exhausting Benefits		836	1,137	876	1,054	4,857	3,481	6,046
TRUST FUND								
Balance (in Millions) (\$)		\$1,878.95	\$1,413.38	\$1,886.91	\$1,423.67	\$1,796.83	\$1,810.16	\$1,343.32

¹ EB Trigger Graph: <http://www.oregon.gov/EMPLOY/BUDGET/UI/reports/102/IUR.pdf>

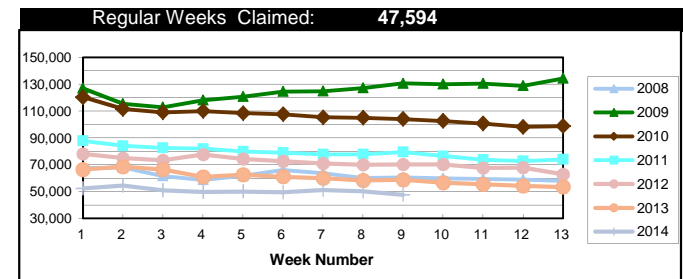
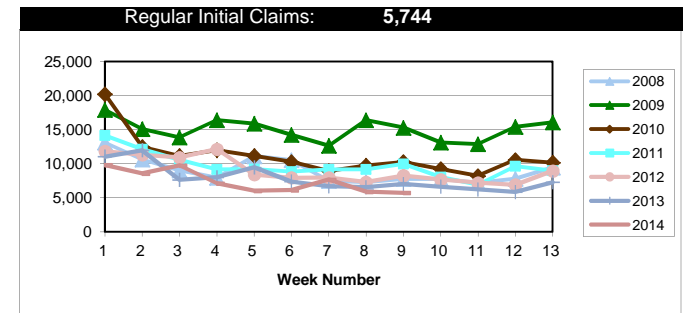
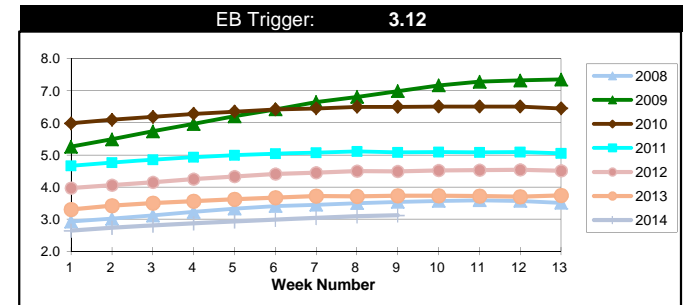
² NTUR: Unemployment Compensation Amendment Of 1992 specifies that a 2 month average NTUR be used to determine duration levels.

³ Excludes WORKSHARE program

For current and historic UI reports, visit:

<http://www.oregon.gov/EMPLOY/BUDGET/UI/Pages/index.aspx>

Week # :	9		
Ending:	March 1, 2014		
	This Week	Last Week	Cumulative
EXTENDED BENEFITS (EB)	YTD		
Initial Claims (Excl. Liable)	0	0	2
Weeks Claimed (Excl. Liable)	0	0	1
Gross Amount of Payments (\$)	\$16	\$0	\$1,052
Number Exhausting Benefits	0	0	0
Oregon HEB Trigger "OFF" 04/07/2012. http://www.workforcesecurity.doleta.gov/unemploy/claims_arch.asp			
Misc Additional Benefits (AB)			
Initial Claims (Excl. Liable)	0	0	0
Weeks Claimed (Excl. Liable)	0	0	8
Gross Amount of Payments (\$)	0	0	\$0
Number Exhausting Benefits	0	0	0
TRADE ADJUSTMENT ACT (TRA)			
Training Plans	3	0	79
Initial Claims	6	13	105
Weeks Claimed	607	593	4,580
Gross Amount of TRA Payments (\$)	\$287,750	\$278,722	\$2,281,128
Certifications	0	0	4
Gross Amount of A/RTAA Payments (\$)	160,379	152,490	\$1,183,162
WORKSHARE PROGRAM (WS)			
Initial Claims	38	11	528
Weeks Claimed	339	467	4,563
Gross Amount of Payments (\$)	\$30,481	\$43,828	\$407,925
# of Workshare Plans	147	146	
TRAINING UI (TUI)			
Applications Accepted	37	102	847
Approved	28	85	749
Weeks Claimed	2,750	2,751	22,892
Gross Amount of Payments (\$)	\$265,441	\$264,761	\$2,562,767
SUPPLEMENTAL UI for DISLOCATED WORKERS (SUD)			
Initial Claims	50	52	1,644
Weeks Claimed	1,834	1,838	14,280
Gross Amount of Payments (\$)	\$649,018	\$651,365	\$5,282,997



For current and historic UI reports, visit:



<http://www.oregon.gov/EMPLOY/BUDGET/UI/Pages/index.asp>



(503) 947-1350



kenneth.o.cuyler@state.or.us

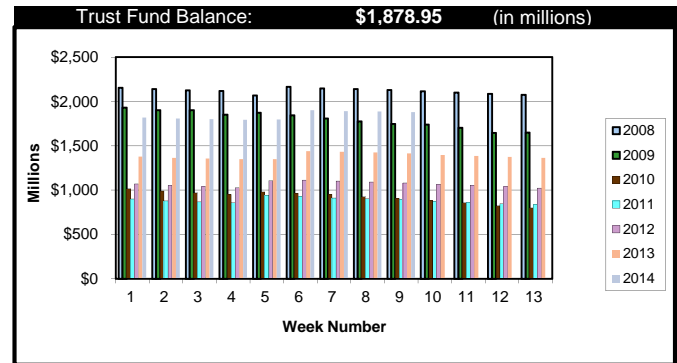
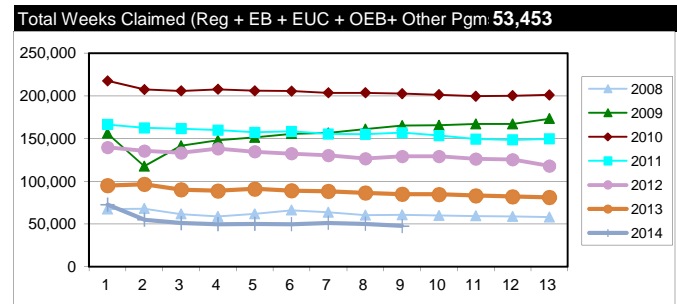
Week # :	9
Ending:	March 1, 2014

SELF EMPLOYMENT (SEA) MONTHLY		January 2014	Cumulative
Referred		78	78
Enrolled		78	78
Completed		65	65
Weeks Claimed	293	1,499	2,708
Gross Amount of Payments (\$)	131,039	\$655,178	\$1,181,363

These are MONTHLY counts; data in **BOLD** is weekly.

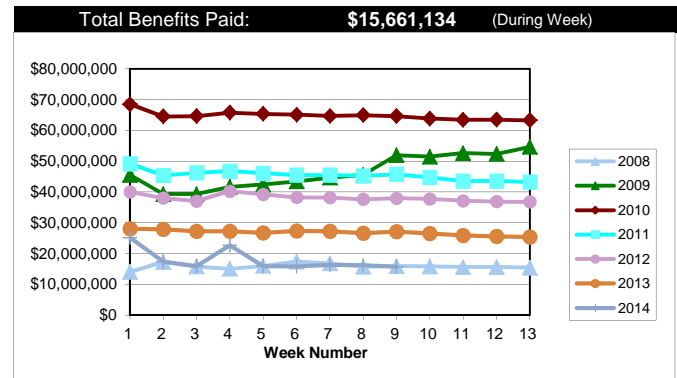
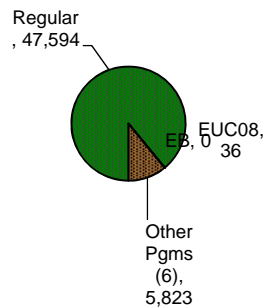
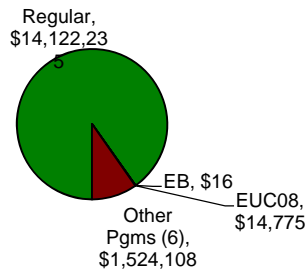
EMERGENCY UNEMPLOYMENT COMPENSATION 08 (EUC08)	This Week	Last Week	Cumulative
Initial Claims (Excl. Liable)	50	61	1,760
Weeks Claimed (Excl. Liable)	36	6	21,091
Gross Amount of Payments (\$)	\$14,775	\$17,767	\$7,935,018
Number Exhausting Tier 1 Benefits	-5	4	358
Number Exhausting Tier 2 Benefits	0	1	466
Number Exhausting Tier Z Benefits (14th week of Tier 2)	2	0	489
Number Exhausting Tier 3 Benefits	6	2	559
Number Exhausting Tier 4 Benefits	0	0	42

EUC began 07/06/2008



Benefits Paid - By Program
Total: \$15,661,134

Weeks Claimed - By Program
Total: 53,453



* Other Programs Include AB, TRA, TAA, WS, TUI, SUD, SEA

For current and historic UI reports, visit:



<http://www.oregon.gov/EMPLOY/BUDGET/UI/Pages/index.aspx>



(503) 947-1350



kenneth.o.cuyler@state.or.us