

# UNEMPLOYMENT INSURANCE WEEKLY STATISTICS

State of Oregon  
EMPLOYMENT DEPARTMENT

UI Programs

Ken Cuyler

(503) 947-1350

[kenneth.o.cuyler@state.or.us](mailto:kenneth.o.cuyler@state.or.us)

[www.WorkingInOregon.org](http://www.WorkingInOregon.org)

LABOR FORCE DATA		Last Month	Prior Month	Last Year
		February 2014	January 2014	February 2013
Oregon Civilian Labor Force		1,917,330	1,911,641	1,918,056
Total Number Unemployed		150,036	1,465,560	172,709
UNEMPLOYMENT RATES (CIVILIAN) (%)		Labor Force & Rate Data: <a href="http://www.QualityInfo.org">www.QualityInfo.org</a>		
Total Unemployment:	Oregon	7.80%	7.70%	9.00%
	National	7.00%	7.00%	8.10%
Seasonally Adjusted:	Oregon	6.90%	7.00%	8.10%
	National	6.70%	6.60%	7.70%

Week # :	11		THIS WEEK		LAST WEEK		Last Month	Prior Month	Last Year
Ending:	March 15, 2014		2014	2013	2014	2013	February 2014	January 2014	February 2013
UNEMPLOYMENT RATES (%)									
Insured Unemployment: Oregon	2.87	3.47	2.91	3.54			3.08	3.74	4.43
EB Trigger <sup>1</sup>	3.13	3.72	3.12	3.73					
Adjusted Insured Unemployment	3.88	4.67	3.88	4.67					
National Average TUR <sup>2</sup>	7.10	8.50	7.30	8.50					
REGULAR CLAIMS (UI, UCFE, UCX)									
Initial Claims (Excl. Liable) <sup>3</sup>	5,323	6,233	5,639	6,637			25,756	42,250	28,002
Oregon - New	2,522	2,772	2,891	3,067			13,100	24,002	12,612
Additional	2,801	3,125	2,748	3,204			12,656	17,932	13,951
Interstate - Agent	-	336	-	366			0	316	1,439
Interstate - Liable	177	239	193	235			791	1,419	1,783
Weeks Claimed (Excl. Liable) <sup>3</sup>	44,764	55,456	45,363	56,658			206,717	267,417	243,809
Oregon	44,764	52,070	45,363	53,111			203,373	263,944	229,320
Interstate - Agent	-	3,386	-	3,547			3,344	3,473	14,489
Interstate - Liable	2,144	2,688	2,188	2,712			9,291	12,132	11,346
New Combined Wage Claims	80	148	91	160			698	973	890
Non-monetary Determinations & Redeter.	1,996	2,145	2,126	2,221			8,826	11,321	9,506
PAYMENTS: REGULAR BENEFITS									
First Payments	2,210	2,415	2,266	2,663			11,384	22,087	13,082
Payments Issued	45,638	53,191	46,322	55,261			199,432	256,705	228,696
Gross Amount of Payments (\$) <sup>3</sup>	\$13,247,521	\$15,277,446	\$13,418,186	\$15,735,678			\$57,740,535	\$74,961,137	\$65,096,961
Average Check Amount (\$) <sup>3</sup>	\$290	\$287	\$290	\$285			\$290	\$292	\$285
Number Exhausting Benefits	810	1,136	724	1,021			3,514	4,857	4,513
TRUST FUND									
Balance (in Millions) (\$)	\$1,868.22	\$1,385.41	\$1,878.95	\$1,396.33			\$1,878.95	\$1,796.83	\$1,413.66

<sup>1</sup> EB Trigger Graph: <http://www.oregon.gov/EMPLOY/BUDGET/UI/reports/102/IUR.pdf>

<sup>2</sup> NTUR: Unemployment Compensation Amendment of 1992 specifies that a 2 month average NTUR be used to determine duration levels.

<sup>3</sup> Excludes WORKSHARE program

For current and historic UI reports, visit:

<http://www.oregon.gov/EMPLOY/BUDGET/UI/Pages/index.aspx>

<b>Week # :</b>	11
<b>Ending:</b>	March 15, 2014

	This Week	Last Week	Cumulative YTD
<b>EXTENDED BENEFITS (EB)</b>			
Initial Claims (Excl. Liable)	0	0	2
Weeks Claimed (Excl. Liable)	0	0	1
Gross Amount of Payments (\$)	\$0	\$0	\$1,052
Number Exhausting Benefits	0	0	0

Oregon HEB Trigger "OFF" 04/07/2012.  
[http://www.workforcesecurity.doleta.gov/unemploy/claims\\_arch.asp](http://www.workforcesecurity.doleta.gov/unemploy/claims_arch.asp)

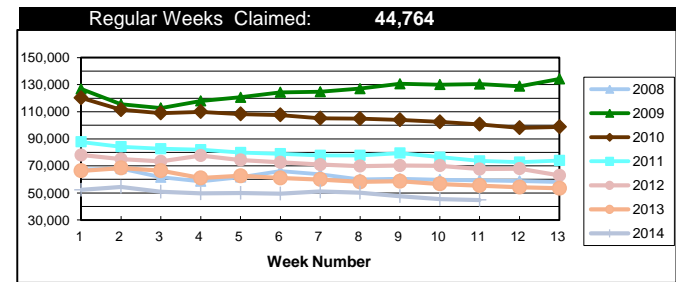
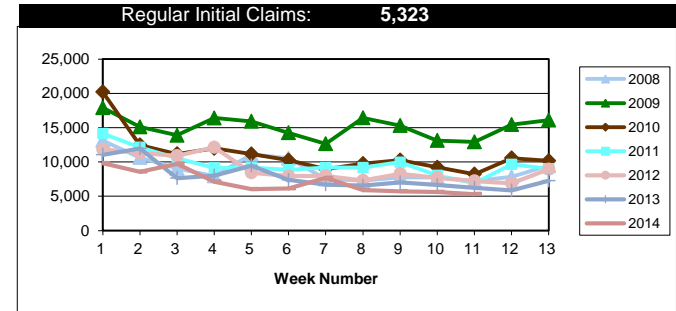
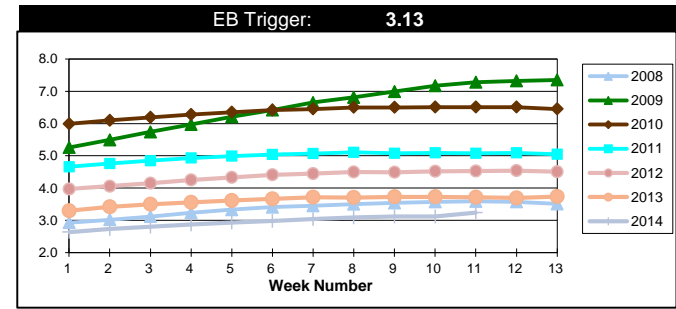
	This Week	Last Week	Cumulative YTD
<b>Misc Additional Benefits (AB)</b>			
Initial Claims (Excl. Liable)	1	1	2
Weeks Claimed (Excl. Liable)	0	0	14
Gross Amount of Payments (\$)	0	0	\$0
Number Exhausting Benefits	0	0	0

	This Week	Last Week	Cumulative YTD
<b>TRADE ADJUSTMENT ACT (TRA)</b>			
Training Plans	9	7	95
Initial Claims	19	7	131
Weeks Claimed	623	600	5,803
Gross Amount of TRA Payments (\$)	\$289,100	\$282,564	\$2,852,792
Certifications	0	0	4
Gross Amount of A/RTAA Payments (\$)	227,923	195,641	\$1,606,726

	This Week	Last Week	Cumulative YTD
<b>WORKSHARE PROGRAM (WS)</b>			
Initial Claims	71	33	632
Weeks Claimed	246	366	5,175
Gross Amount of Payments (\$)	\$23,065	\$34,506	\$465,496
# of Workshare Plans	147	144	

	This Week	Last Week	Cumulative YTD
<b>TRAINING UI (TUI)</b>			
Applications Accepted	110	75	1,032
Approved	95	68	912
Weeks Claimed	2,715	2,741	28,348
Gross Amount of Payments (\$)	\$260,047	\$265,164	\$3,087,978

	This Week	Last Week	Cumulative YTD
<b>SUPPLEMENTAL UI for DISLOCATED WORKERS (SUD)</b>			
Initial Claims	45	36	1,725
Weeks Claimed	1,814	1,814	17,908
Gross Amount of Payments (\$)	\$641,486	\$639,818	\$6,564,301



For current and historic UI reports, visit:



<http://www.oregon.gov/EMPLOY/BUDGET/UI/Pages/index.asp>



(503) 947-1350



[kenneth.o.cuyler@state.or.us](mailto:kenneth.o.cuyler@state.or.us)

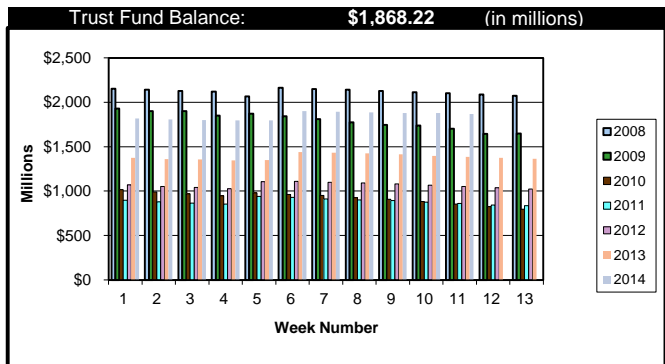
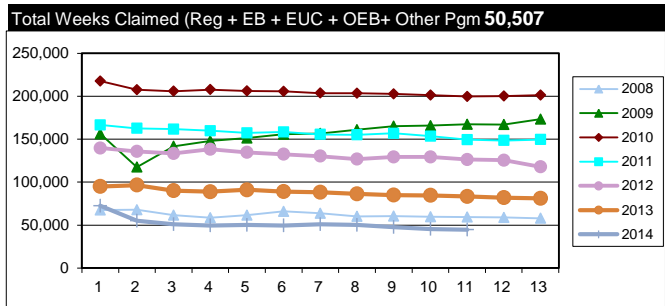
<b>Week # :</b>	<b>11</b>
<b>Ending:</b>	<b>March 15, 2014</b>

<b>SELF EMPLOYMENT (SEA) MONTHLY</b>		<b>February 2014</b>	<b>Cumulative</b>
Referred		76	154
Enrolled		76	154
Completed		35	100
<b>Weeks Claimed</b>	<b>331</b>	<b>1,209</b>	<b>3,367</b>
<b>Gross Amount of Payments (\$)</b>	<b>139,058</b>	<b>\$526,185</b>	<b>\$1,471,708</b>

These are MONTHLY counts; data in **BOLD** is weekly.

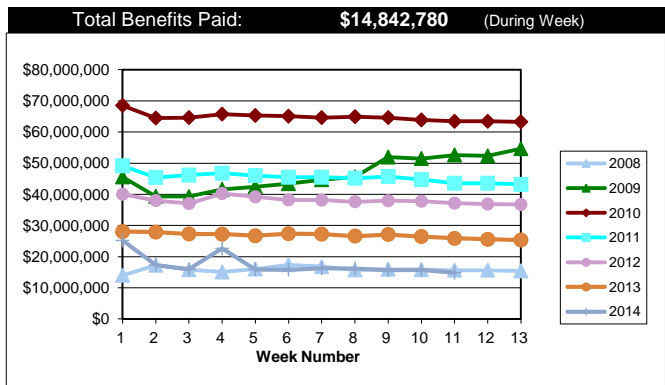
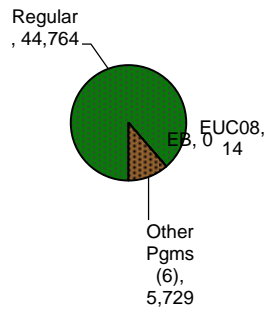
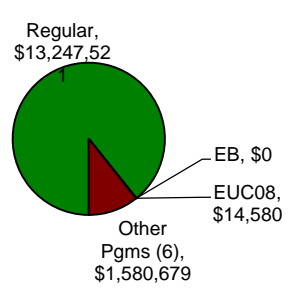
<b>EMERGENCY UNEMPLOYMENT COMPENSATION 08 (EUC08)</b>	<b>This Week</b>	<b>Last Week</b>	<b>Cumulative</b>
Initial Claims (Excl. Liable)	48	51	1,859
Weeks Claimed (Excl. Liable)	14	68	21,211
<b>Gross Amount of Payments (\$)</b>	<b>\$14,580</b>	<b>\$13,352</b>	<b>\$7,962,950</b>
Number Exhausting Tier 1 Benefits	0	1	354
Number Exhausting Tier 2 Benefits	1	0	467
Number Exhausting Tier Z Benefits (14th week of Tier 2)	0	0	489
Number Exhausting Tier 3 Benefits	1	2	562
Number Exhausting Tier 4 Benefits	5	1	48

EUC began 07/06/2008



**Benefits Paid - By Program**  
**Total: \$14,842,780**

**Weeks Claimed - By Program**  
**Total: 50,507**



\* Other Programs include AB, TRA, TAA, WS, TUI, SUD, SEA