

UNEMPLOYMENT INSURANCE WEEKLY STATISTICS

State of Oregon
EMPLOYMENT DEPARTMENT

UI Programs

Ken Cuyler

(503) 947-1350

kenneth.o.cuyler@state.or.us

www.WorkingInOregon.org

LABOR FORCE DATA		Last Month	Prior Month	Last Year
		February 2014	January 2014	February 2013
Oregon Civilian Labor Force		1,917,330	1,911,641	1,918,056
Total Number Unemployed		150,036	1,465,560	172,709
UNEMPLOYMENT RATES (CIVILIAN) (%)		Labor Force & Rate Data: www.QualityInfo.org		
Total Unemployment:	Oregon	7.80%	7.70%	9.00%
	National	7.00%	7.00%	8.10%
Seasonally Adjusted:	Oregon	6.90%	7.00%	8.10%
	National	6.70%	6.60%	7.70%

Week # :	12		LAST WEEK		Last Month	Prior Month	Last Year
Ending:	March 22, 2014		2014		February 2014	January 2014	February 2013
		2014	2013	2014	2013		
UNEMPLOYMENT RATES (%)							
Insured Unemployment: Oregon		2.77	3.39	2.87	3.47	3.08	3.74
EB Trigger ¹		3.12	3.70	3.13	3.72		
Adjusted Insured Unemployment		3.87	4.64	3.88	4.67		
National Average TUR ²		7.10	8.40	7.10	8.50		
REGULAR CLAIMS (UI, UCFE, UCX)							
Initial Claims (Excl. Liable) ³		4,935	5,856	5,323	6,233	25,756	42,250
Oregon - New		2,527	2,514	2,522	2,772	13,100	24,002
Additional		2,408	3,023	2,801	3,125	12,656	17,932
Interstate - Agent		-	319	-	336	0	316
Interstate - Liable		199	203	177	239	791	1,419
Weeks Claimed (Excl. Liable) ³		43,108	54,291	44,764	55,456	206,717	267,417
Oregon		43,108	51,088	44,764	52,070	203,373	263,944
Interstate - Agent		-	3,203	-	3,386	3,344	3,473
Interstate - Liable		2,143	2,661	2,144	2,688	9,291	12,132
New Combined Wage Claims		77	163	80	148	698	973
Non-monetary Determinations & Redeter.		2,047	2,160	1,996	2,145	8,826	11,321
PAYMENTS: REGULAR BENEFITS							
First Payments		2,255	2,608	2,210	2,415	11,384	22,087
Payments Issued		43,821	52,411	45,638	53,191	199,432	256,705
Gross Amount of Payments (\$) ³		\$12,784,141	\$15,058,648	\$13,247,521	\$15,277,446	\$57,740,535	\$74,961,137
Average Check Amount (\$) ³		\$292	\$287	\$290	\$287	\$290	\$285
Number Exhausting Benefits		849	1,193	810	1,136	3,514	4,857
TRUST FUND							
Balance (in Millions) (\$)		\$1,846.3	\$1,374.32	\$1,868.22	\$1,385.41	\$1,878.95	\$1,796.83
		\$1,413.66					

¹ EB Trigger Graph: <http://www.oregon.gov/EMPLOY/BUDGET/UI/reports/102/IUR.pdf>

² NTUR: Unemployment Compensation Amendment of 1992 specifies that a 2 month average NTUR be used to determine duration levels.

³ Excludes WORKSHARE program

For current and historic UI reports, visit:

<http://www.oregon.gov/EMPLOY/BUDGET/UI/Pages/index.aspx>

Week # :	12		
Ending:	March 22, 2014		
	This Week	Last Week	Cumulative YTD
EXTENDED BENEFITS (EB)			
Initial Claims (Excl. Liable)	0	0	2
Weeks Claimed (Excl. Liable)	0	0	1
Gross Amount of Payments (\$)	\$0	\$0	\$1,052
Number Exhausting Benefits	0	0	0

Oregon HEB Trigger "OFF" 04/07/2012.
http://www.workforcesecurity.doleta.gov/unemploy/claims_arch.asp

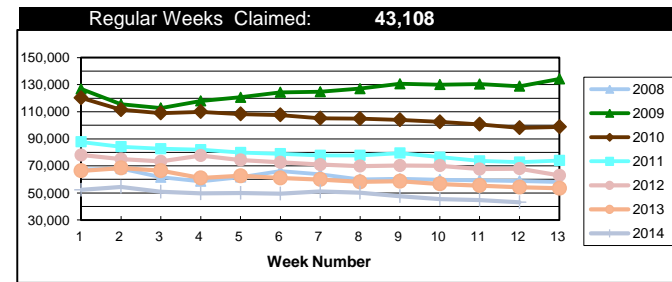
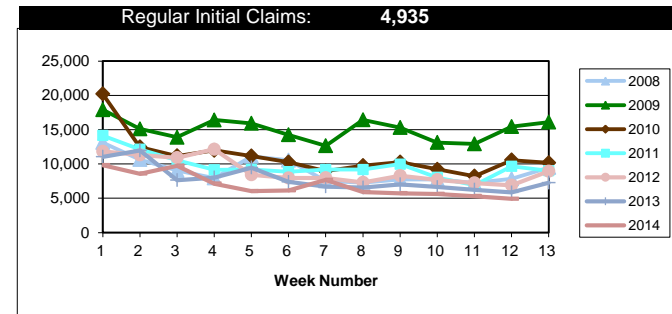
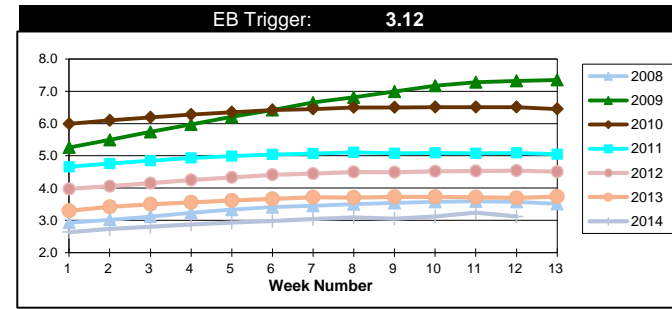
Misc Additional Benefits (AB)			
Initial Claims (Excl. Liable)	1	1	3
Weeks Claimed (Excl. Liable)	13	0	37
Gross Amount of Payments (\$)	0	0	\$0
Number Exhausting Benefits	0	0	0

TRADE ADJUSTMENT ACT (TRA)			
Training Plans	3	9	98
Initial Claims	18	19	149
Weeks Claimed	616	623	6,419
Gross Amount of TRA Payments (\$)	\$293,721	\$289,100	\$3,146,513
Certifications	0	0	4
Gross Amount of A/RTAA Payments (\$)	127,064	227,923	\$1,890,300

WORKSHARE PROGRAM (WS)			
Initial Claims	10	71	642
Weeks Claimed	320	246	5,495
Gross Amount of Payments (\$)	\$30,390	\$23,065	\$495,886
# of Workshare Plans	144	147	

TRAINING UI (TUI)			
Applications Accepted	71	110	1,103
Approved	60	95	972
Weeks Claimed	2,703	2,715	31,051
Gross Amount of Payments (\$)	\$255,488	\$260,047	\$3,343,466

SUPPLEMENTAL UI for DISLOCATED WORKERS (SUD)			
Initial Claims	45	45	1,770
Weeks Claimed	1,819	1,814	19,727
Gross Amount of Payments (\$)	\$639,028	\$641,486	\$7,203,329



For current and historic UI reports, visit:



<http://www.oregon.gov/EMPLOY/BUDGET/UI/Pages/index.asp>



(503) 947-1350



kenneth.o.cuyler@state.or.us

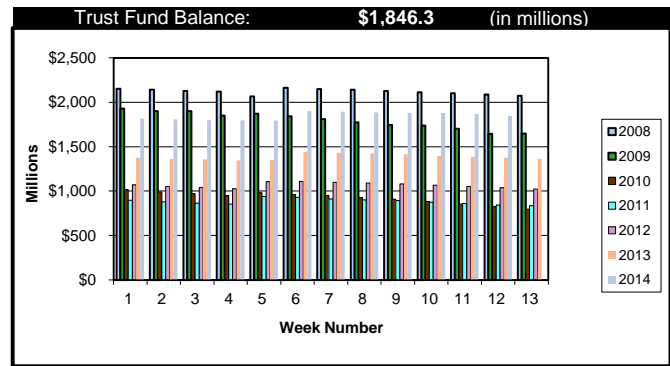
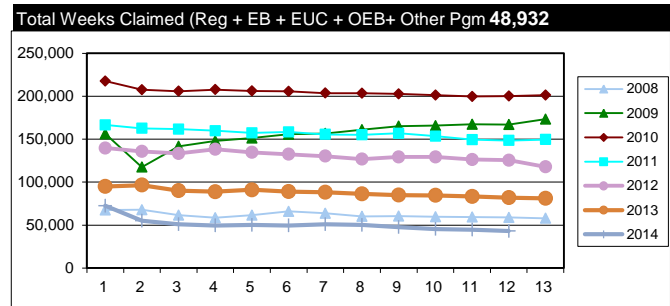
Week # :	12
Ending:	March 22, 2014

SELF EMPLOYMENT (SEA) MONTHLY		February 2014	Cumulative
Referred		76	154
Enrolled		76	154
Completed		35	100
Weeks Claimed	328	1,209	3,695
Gross Amount of Payments (\$)	148,427	\$526,185	\$1,620,135

These are MONTHLY counts; data in **BOLD** is weekly.

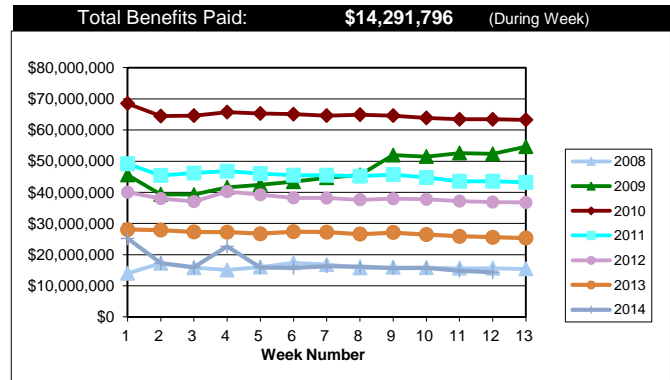
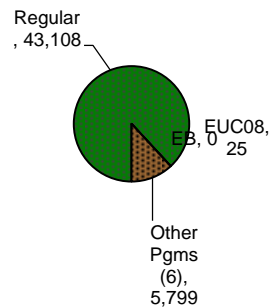
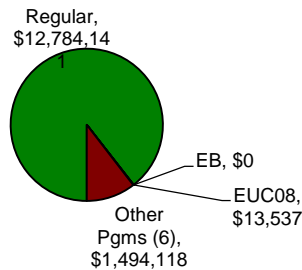
EMERGENCY UNEMPLOYMENT COMPENSATION 08 (EUC08)	This Week	Last Week	Cumulative
Initial Claims (Excl. Liable)	52	48	1,911
Weeks Claimed (Excl. Liable)	25	14	21,282
Gross Amount of Payments (\$)	\$13,537	\$14,580	\$7,976,487
Number Exhausting Tier 1 Benefits	0	0	354
Number Exhausting Tier 2 Benefits	2	1	469
Number Exhausting Tier Z Benefits (14th week of Tier 2)	1	0	490
Number Exhausting Tier 3 Benefits	0	1	562
Number Exhausting Tier 4 Benefits	1	5	49

EUC began 07/06/2008



Benefits Paid - By Program
Total: **\$14,291,796**

Weeks Claimed - By Program
Total: **48,932**



* Other Programs include AB, TRA, TAA, WS, TUI, SUD, SEA

For current and historic UI reports, visit:



<http://www.oregon.gov/EMPLOY/BUDGET/UI/Pages/index.asp>



(503) 947-1350



kenneth.o.cuyler@state.or.us