

# UNEMPLOYMENT INSURANCE WEEKLY STATISTICS

State of Oregon  
EMPLOYMENT DEPARTMENT

UI Programs

(503) 947-1350



[www.WorkingInOregon.org](http://www.WorkingInOregon.org)

| LABOR FORCE DATA                           |               |              |              |              | Last Month  | Prior Month  | Last Year     |            |
|--|---------------|--------------|--------------|--------------|---|--------------|---------------|------------|
|  |               |              |              |              | February 2014   | January 2014 | February 2013 |            |
| Oregon Civilian Labor Force                |               |              |              |              | 1,917,330   | 1,911,641    | 1,918,056     |            |
| Total Number Unemployed                    |               |              |              |              | 150,036   | 1,465,560    | 172,709       |            |
| UNEMPLOYMENT RATES (CIVILIAN) (%)          |               |              |              |              | Labor Force & Rate Data: <a href="http://www.QualityInfo.org">www.QualityInfo.org</a> |              |               |            |
| Total Unemployment: Oregon                 |               |              |              |              | 7.80%   | 7.70%        | 9.00%         |            |
| National                                   |               |              |              |              | 7.00%   | 7.00%        | 8.10%         |            |
| Seasonally Adjusted: Oregon                |               |              |              |              | 6.90%   | 7.00%        | 8.10%         |            |
| National                                   |               |              |              |              | 6.70%   | 6.60%        | 7.70%         |            |
| Week # :                                   | 14            | THIS WEEK    |              | LAST WEEK    |   | Last Month   | Prior Month   | Last Year  |
| Ending:                                    | April 5, 2014 | 2014         | 2013         | 2014         | 2013  | March 2014   | February 2014 | March 2013 |
| UNEMPLOYMENT RATES (%)                     |               |              |              |              |   |              |               |            |
| Insured Unemployment: Oregon               | 2.79          | 3.36         | 2.68         | 3.34         | 2.55  | 3.08         | 4.17          |            |
| EB Trigger <sup>1</sup>                    | 3.01          | 3.66         | 3.11         | 3.74         |   |              |               |            |
| Adjusted Insured Unemployment              | 3.71          | 4.56         | 3.86         | 4.68         |   |              |               |            |
| National Average TUR <sup>2</sup>          | 7.00          | 8.30         | 7.00         | 8.30         |   |              |               |            |
| REGULAR CLAIMS (UI, UCFE, UCX)             |               |              |              |              |   |              |               |            |
| Initial Claims (Excl. Liable) <sup>3</sup> | 7,294         | 7,829        | 6,780        | 7,282        | 22,946  | 25,756       | 26,281        |            |
| Oregon - New                               | 3,199         | 3,402        | 2,741        | 3,034        | 10,851  | 13,100       | 11,580        |            |
| Additional                                 | 4,095         | 4,072        | 4,039        | 3,952        | 12,095  | 12,656       | 13,384        |            |
| Interstate - Agent                         | -             | 355          | -            | 296          | 0   | 0            | 1,317         |            |
| Interstate - Liable                        | 232           | 263          | 214          | 236          | 783   | 791          | 913           |            |
| Weeks Claimed (Excl. Liable) <sup>3</sup>  | 44,257        | 54,017       | 41,760       | 53,399       | 191,929   | 206,717      | 225,218       |            |
| Oregon                                     | 44,257        | 50,791       | 41,760       | 49,980       | 179,483   | 203,373      | 211,663       |            |
| Interstate - Agent                         | -             | 3,226        | -            | 3,419        | 12,446  | 3,344        | 13,555        |            |
| Interstate - Liable                        | 2,089         | 2,516        | 2,070        | 2,586        | 8,545   | 9,291        | 10,647        |            |
| New Combined Wage Claims                   | 136           | 138          | 230          | 148          | 553   | 698          | 708           |            |
| Non-monetary Determinations & Redeter.     | 2,080         | 2,133        | 2,137        | 1,956        | 8,306   | 8,826        | 8,482         |            |
| PAYMENTS: REGULAR BENEFITS                 |               |              |              |              |   |              |               |            |
| First Payments                             | 2,126         | 2,246        | 1,967        | 2,278        | 8,698   | 11,384       | 10,477        |            |
| Payments Issued                            | 44,562        | 51,570       | 42,787       | 51,957       | 178,568   | 199,432      | 212,820       |            |
| Gross Amount of Payments (\$) <sup>3</sup> | \$12,888,322  | \$14,692,303 | \$12,468,538 | \$14,791,513 | \$51,918,386  | \$57,740,535 | \$60,863,285  |            |
| Average Check Amount (\$) <sup>3</sup>     | \$289         | \$285        | \$291        | \$285        | \$291   | \$290        | \$286         |            |
| Number Exhausting Benefits                 | 868           | 1,121        | 828          | 1,158        | 3,211   | 3,514        | 4,557         |            |
| TRUST FUND                                 |               |              |              |              |   |              |               |            |
| Balance (in Millions) (\$)                 | \$1,832.07    | \$1,357.73   | \$1,833.72   | \$1,362.21   | \$1,833.22  | \$1,878.95   | \$1,362.21    |            |

<sup>1</sup> EB Trigger Graph: <http://www.oregon.gov/EMPLOY/BUDGET/UI/reports/102/IUR.pdf>

<sup>2</sup> NTUR: Unemployment Compensation Amendment of 1992 specifies that a 2 month average NTUR be used to determine duration levels.

<sup>3</sup> Excludes WORKSHARE program

For current and historic UI reports, visit:

<http://www.oregon.gov/EMPLOY/BUDGET/UI/Pages/index.aspx>

|                               |               |                  |                   |
|-------------------------------|---------------|------------------|-------------------|
| <b>Week # :</b>               | 14            |                  |                   |
| <b>Ending:</b>                | April 5, 2014 |                  |                   |
|                               |               | <b>This Week</b> | <b>Last Week</b>  |
|                               |               |                  | <b>Cumulative</b> |
|                               |               |                  | <b>YTD</b>        |
| <b>EXTENDED BENEFITS (EB)</b> |               |                  |                   |
| Initial Claims (Excl. Liable) | 0             | 0                | 2                 |
| Weeks Claimed (Excl. Liable)  | 0             | 0                | 1                 |
| Gross Amount of Payments (\$) | \$0           | \$0              | \$1,052           |
| Number Exhausting Benefits    | 0             | 0                | 0                 |

Oregon HEB Trigger "OFF" 04/07/2012.

[http://www.workforcesecurity.doleta.gov/unemploy/claims\\_arch.asp](http://www.workforcesecurity.doleta.gov/unemploy/claims_arch.asp)

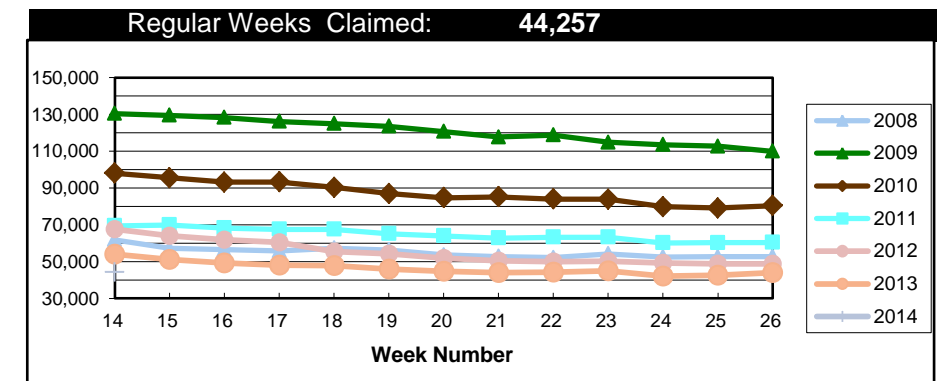
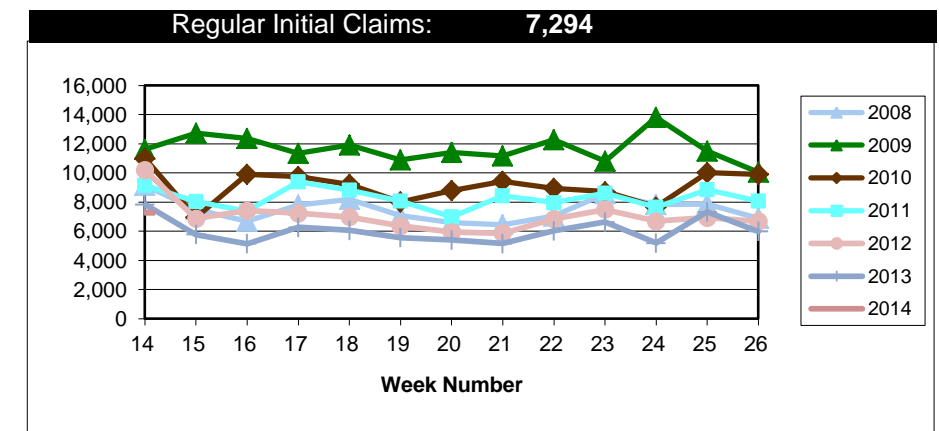
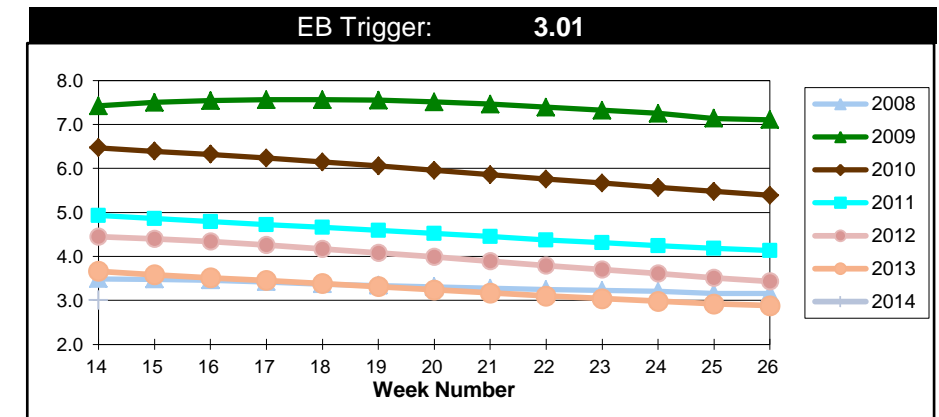
|                                      |   |   |     |
|--------------------------------------|---|---|-----|
| <b>Misc Additional Benefits (AB)</b> |   |   |     |
| Initial Claims (Excl. Liable)        | 0 | 1 | 4   |
| Weeks Claimed (Excl. Liable)         | 5 | 4 | 46  |
| Gross Amount of Payments (\$)        | 0 | 0 | \$0 |
| Number Exhausting Benefits           | 0 | 0 | 0   |

|                                      |           |           |             |
|--------------------------------------|-----------|-----------|-------------|
| <b>TRADE ADJUSTMENT ACT (TRA)</b>    |           |           |             |
| Training Plans                       | 16        | 33        | 147         |
| Initial Claims                       | 21        | 2         | 175         |
| Weeks Claimed                        | 619       | 617       | 7,655       |
| Gross Amount of TRA Payments (\$)    | \$290,582 | \$290,246 | \$3,727,341 |
| Certifications                       | 0         | 0         | 4           |
| Gross Amount of A/RTAA Payments (\$) | 167,537   | 209,331   | \$2,110,658 |

|                               |          |          |           |
|-------------------------------|----------|----------|-----------|
| <b>WORKSHARE PROGRAM (WS)</b> |          |          |           |
| Initial Claims                | 23       | 11       | 676       |
| Weeks Claimed                 | 333      | 213      | 6,041     |
| Gross Amount of Payments (\$) | \$29,114 | \$20,558 | \$545,558 |
| # of Workshare Plans          | 143      | 146      |           |

|                               |           |           |             |
|-------------------------------|-----------|-----------|-------------|
| <b>TRAINING UI (TUI)</b>      |           |           |             |
| Applications Accepted         | 79        | 61        | 1,243       |
| Approved                      | 66        | 55        | 1,093       |
| Weeks Claimed                 | 2,503     | 2,668     | 36,222      |
| Gross Amount of Payments (\$) | \$237,034 | \$247,666 | \$3,828,166 |

|   |           |           |             |
|---|-----------|-----------|-------------|
| <b>SUPPLEMENTAL UI for DISLOCATED WORKERS (SUD)</b> |           |           |             |
| Initial Claims                                      | 84        | 38        | 1,892       |
| Weeks Claimed                                       | 1,657     | 1,774     | 23,158      |
| Gross Amount of Payments (\$)                       | \$589,230 | \$624,234 | \$8,416,793 |



For current and historic UI reports, visit:



<http://www.oregon.gov/EMPLOY/BUDGET/UI/Pages/index.asp>



(503) 947-1350



[kenneth.o.cuyler@state.or.us](mailto:kenneth.o.cuyler@state.or.us)

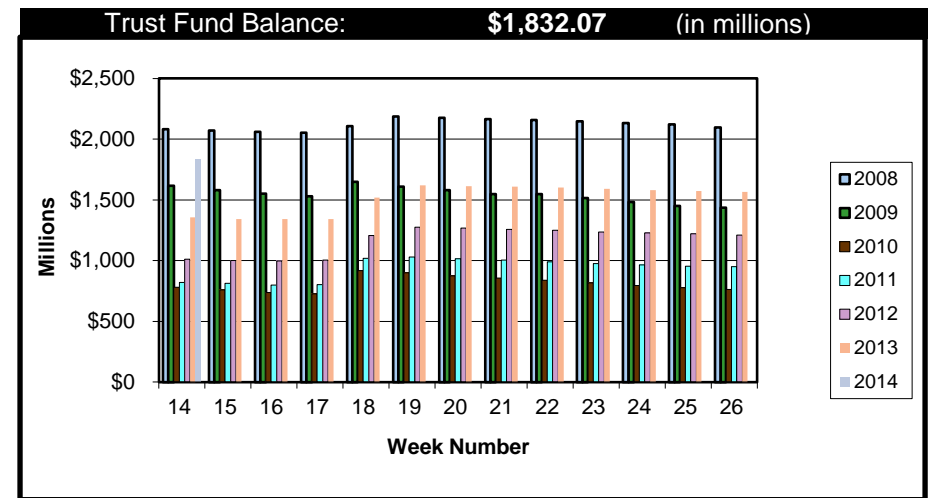
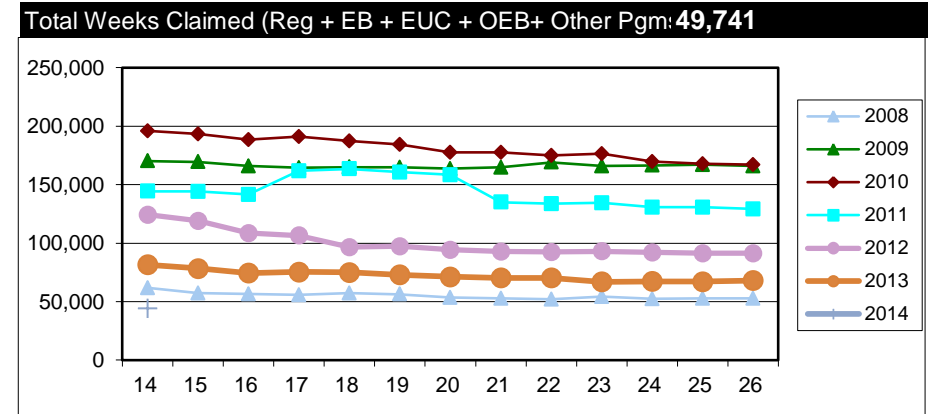
**Week # :** 14  
**Ending:** April 5, 2014

| SELF EMPLOYMENT (SEA) MONTHLY        |                | March 2014       | Cumulative         |
|--------------------------------------|----------------|------------------|--------------------|
| Referred                             |                | 92               | 246                |
| Enrolled                             |                | 92               | 246                |
| Completed                            |                | 40               | 140                |
| <b>Weeks Claimed</b>                 | <b>352</b>     | <b>1,311</b>     | <b>4,371</b>       |
| <b>Gross Amount of Payments (\$)</b> | <b>149,725</b> | <b>\$584,194</b> | <b>\$1,915,282</b> |

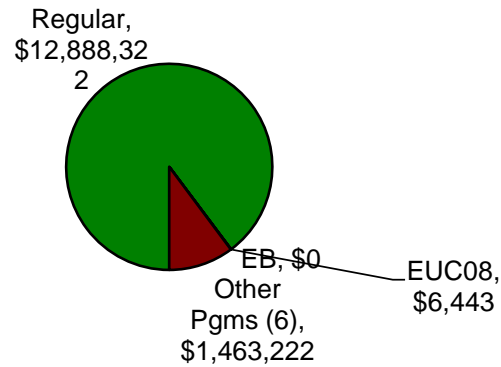
These are MONTHLY counts; data in **BOLD** is weekly.

| EMERGENCY UNEMPLOYMENT COMPENSATION 08 (EUC08)          | This Week | Last Week | Cumulative  |
|---|-----------|-----------|-------------|
| Initial Claims (Excl. Liable)                           | 18        | 35        | 1,964       |
| Weeks Claimed (Excl. Liable)                            | 15        | 32        | 21,329      |
| Gross Amount of Payments (\$)                           | \$6,443   | \$7,076   | \$7,990,006 |
| Number Exhausting Tier 1 Benefits                       | 0         | 0         | 350         |
| Number Exhausting Tier 2 Benefits                       | 0         | 1         | 470         |
| Number Exhausting Tier Z Benefits (14th week of Tier 2) | 0         | 1         | 491         |
| Number Exhausting Tier 3 Benefits                       | 0         | 3         | 565         |
| Number Exhausting Tier 4 Benefits                       | 1         | 1         | 51          |

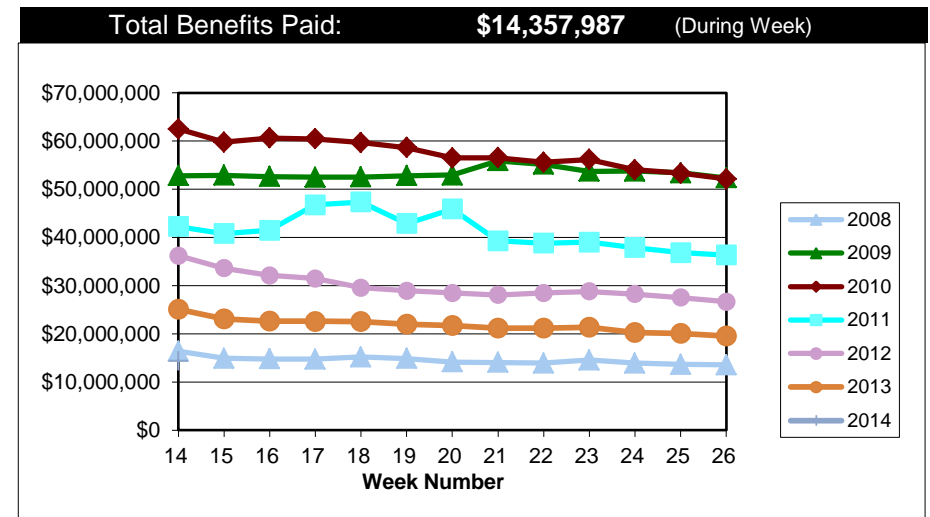
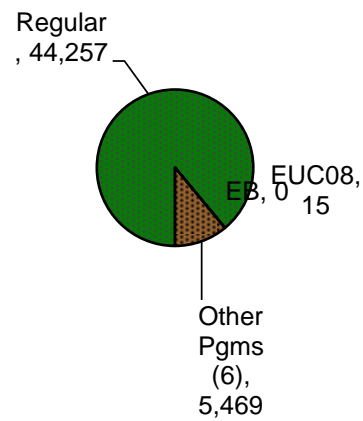
EUC began 07/06/2008



**Benefits Paid - By Program**  
**Total: \$14,357,987**



**Weeks Claimed - By Program**  
**Total: 49,741**



\* Other Programs Include AB, TRA, TAA, WS, TUI, SUD, SEA

For current and historic UI reports, visit:



<http://www.oregon.gov/EMPLOY/BUDGET/UI/Pages/index.asp>



(503) 947-1350

