


UNEMPLOYMENT INSURANCE WEEKLY STATISTICS

State of Oregon
EMPLOYMENT DEPARTMENT

UI Programs

 (503) 947-1350



 www.WorkingInOregon.org

LABOR FORCE DATA					Last Month	Prior Month	Last Year
					February 2014	January 2014	February 2013
Oregon Civilian Labor Force					1,917,330	1,911,641	1,918,056
Total Number Unemployed					150,036	1,465,560	172,709
UNEMPLOYMENT RATES (CIVILIAN) (%)					Labor Force & Rate Data: www.QualityInfo.org		
Total Unemployment: Oregon					7.80%	7.70%	9.00%
National					7.00%	7.00%	8.10%
Seasonally Adjusted: Oregon					6.90%	7.00%	8.10%
National					6.70%	6.60%	7.70%

Week # :	15	THIS WEEK				Last Month		
Ending:	April 12, 2014	2014		2013		March 2014	February 2014	March 2013
UNEMPLOYMENT RATES (%)								
Insured Unemployment: Oregon		2.58	3.19	2.79	3.36	2.55	3.08	4.17
EB Trigger ¹		2.95	3.58	3.01	3.66			
Adjusted Insured Unemployment		3.65	4.48	3.71	4.56			
National Average TUR ²		7.00	8.30	7.00	8.30			
REGULAR CLAIMS (UI, UCFE, UCX)								
Initial Claims (Excl. Liable) ³		5,056	5,782	7,294	7,829	22,946	25,756	26,281
Oregon - New		2,788	2,518	3,199	3,402	10,851	13,100	11,580
Additional		2,268	2,959	4,095	4,072	12,095	12,656	13,384
Interstate - Agent		-	305	-	355	0	0	1,317
Interstate - Liable		213	228	232	263	783	791	913
Weeks Claimed (Excl. Liable) ³		40,943	51,215	44,257	54,017	191,929	206,717	225,218
Oregon		40,943	48,027	44,257	50,791	179,483	203,373	211,663
Interstate - Agent		-	3,188	-	3,226	12,446	3,344	13,555
Interstate - Liable		2,039	2,516	2,089	2,516	8,545	9,291	10,647
New Combined Wage Claims		149	189	136	138	553	698	708
Non-monetary Determinations & Redeter.		1,916	2,236	2,080	2,133	8,306	8,826	8,482
PAYMENTS: REGULAR BENEFITS								
First Payments		1,832	1,916	2,126	2,246	8,698	11,384	10,477
Payments Issued		40,738	48,045	44,562	51,570	178,568	199,432	212,820
Gross Amount of Payments (\$) ³		\$12,061,745	\$13,903,562	\$12,888,322	\$14,692,303	\$51,918,386	\$57,740,535	\$60,863,285
Average Check Amount (\$) ³		\$296	\$289	\$289	\$285	\$291	\$290	\$286
Number Exhausting Benefits		1,016	1,502	868	1,121	3,211	3,514	4,557
TRUST FUND								
Balance (in Millions) (\$)		\$1,826.41	\$1,343.48	\$1,832.07	\$1,357.73	\$1,833.22	\$1,878.95	\$1,362.21

¹ EB Trigger Graph: <http://www.oregon.gov/EMPLOY/BUDGET/UI/reports/102/IUR.pdf>

² NTUR: Unemployment Compensation Amendment of 1992 specifies that a 2 month average NTUR be used to determine duration levels.

³ Excludes WORKSHARE program

For current and historic UI reports, visit:

<http://www.oregon.gov/EMPLOY/BUDGET/UI/Pages/index.aspx>

Week # :	15		
Ending:	April 12, 2014		
		This Week	Last Week
			Cumulative
			YTD
EXTENDED BENEFITS (EB)			
Initial Claims (Excl. Liable)	0	0	2
Weeks Claimed (Excl. Liable)	0	0	1
Gross Amount of Payments (\$)	\$0	\$0	\$1,052
Number Exhausting Benefits	0	0	0

Oregon HEB Trigger "OFF" 04/07/2012.

http://www.workforcesecurity.doleta.gov/unemploy/claims_arch.asp

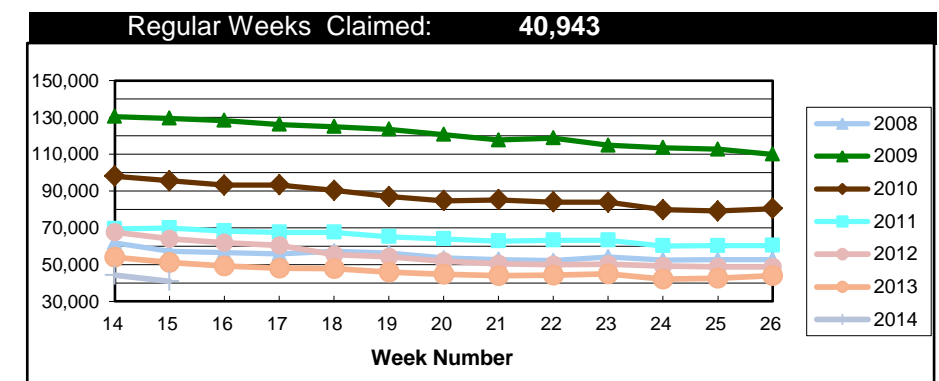
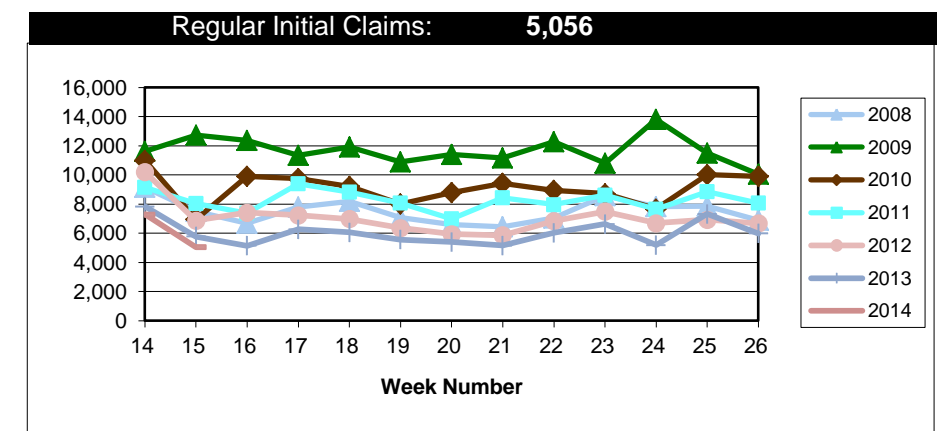
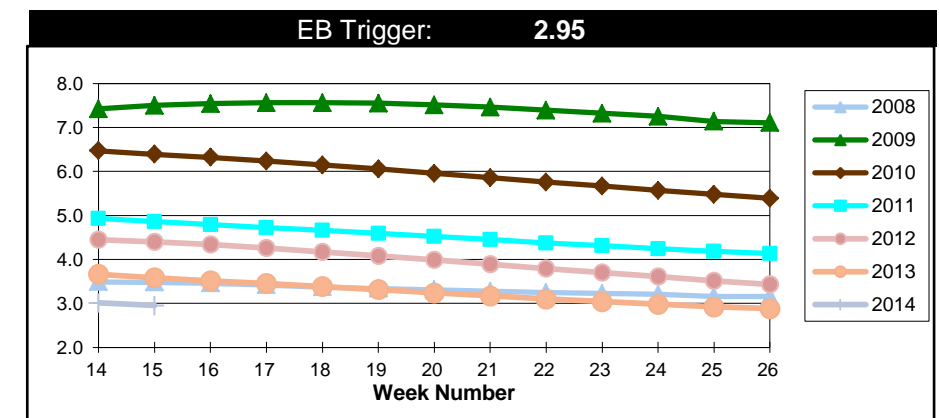
Misc Additional Benefits (AB)			
Initial Claims (Excl. Liable)	0	0	4
Weeks Claimed (Excl. Liable)	3	5	49
Gross Amount of Payments (\$)	0	0	\$0
Number Exhausting Benefits	0	0	0

TRADE ADJUSTMENT ACT (TRA)			
Training Plans	5	16	152
Initial Claims	12	21	184
Weeks Claimed	608	619	8,263
Gross Amount of TRA Payments (\$)	\$285,980	\$290,582	\$4,013,321
Certifications	1	0	5
Gross Amount of A/RTAA Payments (\$)	105,855	167,537	\$2,216,513

WORKSHARE PROGRAM (WS)			
Initial Claims	4	23	680
Weeks Claimed	248	333	6,289
Gross Amount of Payments (\$)	\$24,046	\$29,114	\$569,604
# of Workshare Plans	143	143	

TRAINING UI (TUI)			
Applications Accepted	88	79	1,331
Approved	78	66	1,171
Weeks Claimed	2,650	2,503	38,872
Gross Amount of Payments (\$)	\$278,419	\$237,034	\$4,106,585

SUPPLEMENTAL UI for DISLOCATED WORKERS (SUD)			
Initial Claims	89	84	1,981
Weeks Claimed	1,696	1,657	24,854
Gross Amount of Payments (\$)	\$592,110	\$589,230	\$9,008,903



For current and historic UI reports, visit:



<http://www.oregon.gov/EMPLOY/BUDGET/UI/Pages/index.asp>



(503) 947-1350



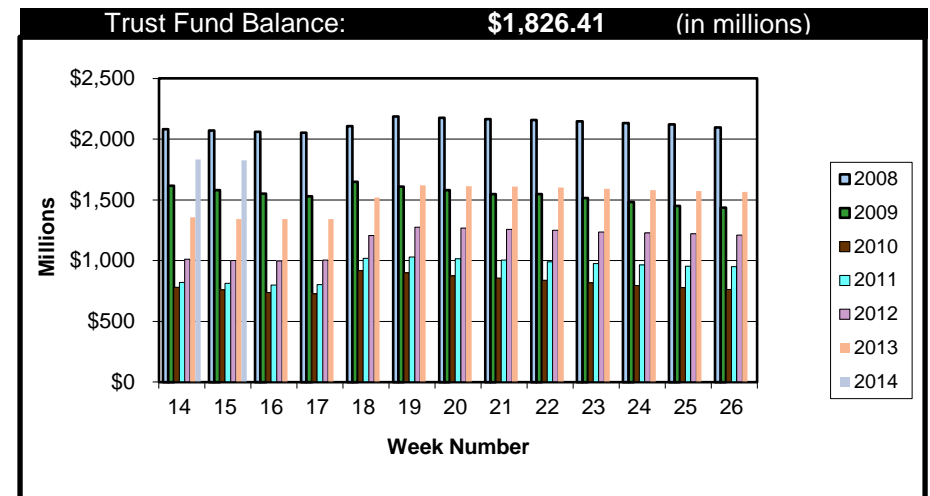
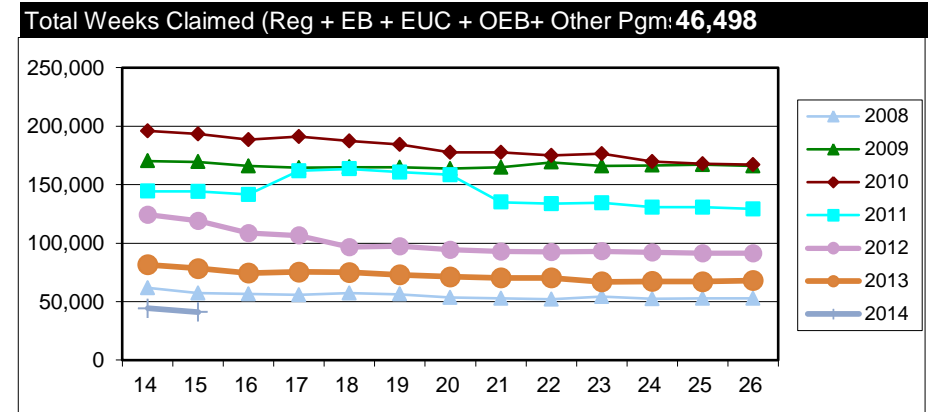
Week # : 15
Ending: April 12, 2014

SELF EMPLOYMENT (SEA) MONTHLY		March 2014	Cumulative
Referred		92	246
Enrolled		92	246
Completed		40	140
Weeks Claimed	347	1,311	4,718
Gross Amount of Payments (\$)	149,446	\$584,194	\$2,064,728

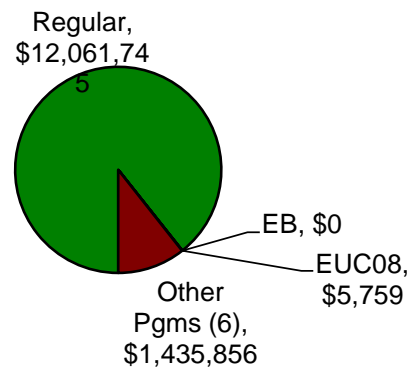
These are MONTHLY counts; data in **BOLD** is weekly.

EMERGENCY UNEMPLOYMENT COMPENSATION 08 (EUC08)	This Week	Last Week	Cumulative
Initial Claims (Excl. Liable)	20	18	1,984
Weeks Claimed (Excl. Liable)	3	15	21,332
Gross Amount of Payments (\$)	\$5,759	\$6,443	\$7,995,765
Number Exhausting Tier 1 Benefits	0	0	349
Number Exhausting Tier 2 Benefits	0	0	470
Number Exhausting Tier Z Benefits (14th week of Tier 2)	1	0	492
Number Exhausting Tier 3 Benefits	1	0	566
Number Exhausting Tier 4 Benefits	1	1	52

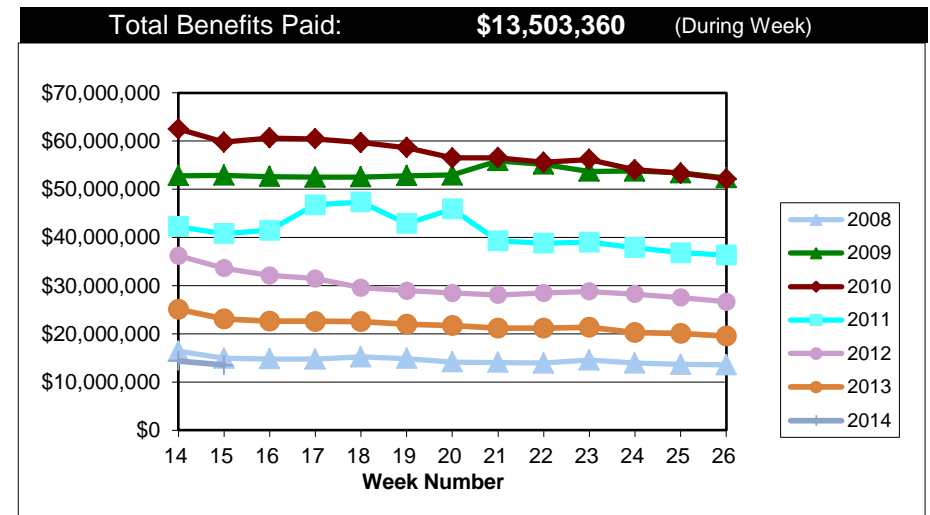
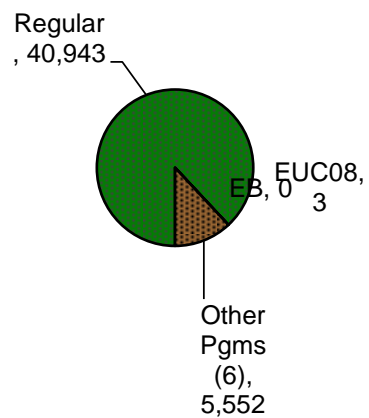
EUC began 07/06/2008



Benefits Paid - By Program
Total: \$13,503,360



Weeks Claimed - By Program
Total: 46,498



* Other Programs Include AB, TRA, TAA, WS, TUI, SUD, SEA

For current and historic UI reports, visit:



<http://www.oregon.gov/EMPLOY/BUDGET/UI/Pages/index.asp>



(503) 947-1350

