

UNEMPLOYMENT INSURANCE WEEKLY STATISTICS

State of Oregon
EMPLOYMENT DEPARTMENT

UI Programs

☎ (503) 947-1350



🌐 www.WorkingInOregon.org

LABOR FORCE DATA					Last Month	Prior Month	Last Year	
					March 2014	February 2014	March 2013	
Oregon Civilian Labor Force					1,922,259	1,915,221	1,913,589	
Total Number Unemployed					152,103	148,096	163,605	
UNEMPLOYMENT RATES (CIVILIAN) (%)					Labor Force & Rate Data: www.QualityInfo.org			
Total Unemployment:					Oregon	7.90%	7.70%	8.50%
					National	6.80%	7.00%	7.60%
Seasonally Adjusted:					Oregon	6.90%	6.80%	8.00%
					National	6.70%	6.70%	7.50%

Week # :	18	THIS WEEK		LAST WEEK		Last Month	Prior Month	Last Year
Ending:	May 3, 2014	2014	2013	2014	2013	April 2014	March 2014	April 2013
UNEMPLOYMENT RATES (%)								
Insured Unemployment: Oregon		2.42	2.97	2.42	2.99	3.02	2.55	4.58
EB Trigger ¹		2.78	3.38	2.84	3.45			
Adjusted Insured Unemployment		3.48	4.33	3.53	4.36			
National Average TUR ²		6.90	8.30	6.90	8.30			
REGULAR CLAIMS (UI, UCFE, UCX)								
Initial Claims (Excl. Liable) ³		5,138	6,062	5,268	6,280	27,429	22,946	25,294
Oregon - New		2,413	2,959	2,529	2,817	13,247	10,851	11,022
Additional		2,725	2,789	2,739	3,111	14,182	12,095	12,880
Interstate - Agent		0	314	-	352	0	0	1,392
Interstate - Liable		262	210	194	251	1,079	783	927
Weeks Claimed (Excl. Liable) ³		38,378	47,696	38,324	48,016	219,356	191,929	207,045
Oregon		38,378	44,716	38,324	45,159	205,478	179,483	194,752
Interstate - Agent		0	2,980	-	2,857	13,878	12,446	12,293
Interstate - Liable		1,748	2,355	1,917	2,381	9,761	8,545	9,856
New Combined Wage Claims		121	153	138	131	572	553	640
Non-monetary Determinations & Redeter.		1,829	2,047	2,007	2,013	9,650	8,306	8,163
PAYMENTS: REGULAR BENEFITS								
First Payments		1,851	2,183	2,006	2,163	10,001	8,698	10,179
Payments Issued		38,664	45,862	38,640	46,622	201,414	178,568	192,915
Gross Amount of Payments (\$) ³		\$11,530,914	\$13,163,368	\$11,572,256	\$13,355,620	\$59,596,050	\$51,918,386	\$55,390,726
Average Check Amount (\$) ³		\$298	287	\$299	\$286	\$296	\$291	287
Number Exhausting Benefits		875	1,180	848	1,139	4,517	3,211	5,896
TRUST FUND								
Balance (in Millions) (\$)		\$1,937.4	\$1,519.28	\$1,823.	\$1,340.68	\$1,826.6	\$1,833.22	\$1,334.55

¹ EB Trigger Graph: <http://www.oregon.gov/EMPLOY/BUDGET/UI/reports/102/IUR.pdf>

² NTUR: Unemployment Compensation Amendment Of 1992 specifies that a 2 month average NTUR be used to determine duration levels.

³ Excludes WORKSHARE program

For current and historic UI reports, visit:

<http://www.oregon.gov/EMPLOY/BUDGET/UI/Pages/index.aspx>

Week # :	18
Ending:	May 3, 2014

	This Week	Last Week	Cumulative YTD
EXTENDED BENEFITS (EB)			
Initial Claims (Excl. Liable)	0	0	3
Weeks Claimed (Excl. Liable)	0	0	1
Gross Amount of Payments (\$)	\$0	\$0	\$1,052
Number Exhausting Benefits	0	0	0

Oregon HEB Trigger "OFF" 04/07/2012.

http://www.workforcesecurity.doleta.gov/unemploy/claims_arch.asp

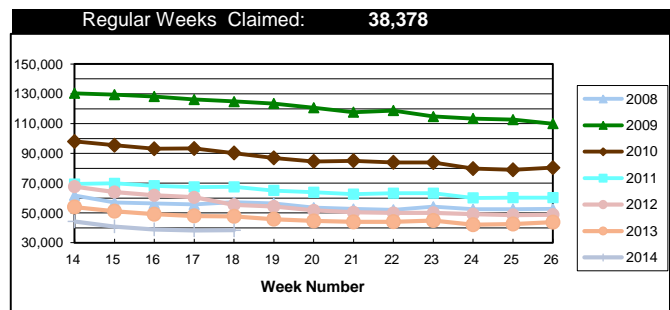
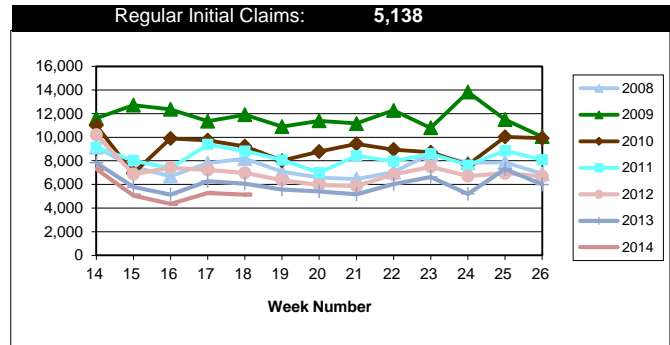
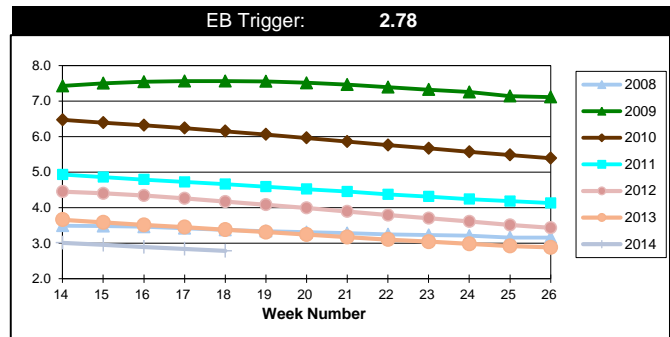
Misc Additional Benefits (AB)			
Initial Claims (Excl. Liable)	0	0	4
Weeks Claimed (Excl. Liable)	4	3	61
Gross Amount of Payments (\$)	0	0	\$0
Number Exhausting Benefits	0	0	0

TRADE ADJUSTMENT ACT (TRA)			
Training Plans	3	2	160
Initial Claims	2	3	198
Weeks Claimed	603	626	10,086
Gross Amount of TRA Payments (\$)	\$283,111	\$291,827	\$4,866,775
Certifications	0	0	5
Gross Amount of A/RTAA Payments (\$)	250,037	120,134	\$2,667,194

WORKSHARE PROGRAM (WS)			
Initial Claims	7	108	823
Weeks Claimed	301	331	7,151
Gross Amount of Payments (\$)	\$30,099	\$29,780	\$653,790
# of Workshare Plans	139	142	

TRAINING UI (TUI)			
Applications Accepted	82	102	1,616
Approved	69	84	1,411
Weeks Claimed	2,637	2,617	46,740
Gross Amount of Payments (\$)	\$278,566	\$305,259	\$4,964,338

SUPPLEMENTAL UI for DISLOCATED WORKERS (SUD)			
Initial Claims	52	46	2,120
Weeks Claimed	1,638	1,647	29,790
Gross Amount of Payments (\$)	\$602,900	\$614,060	\$10,783,685



For current and historic UI reports, visit:



<http://www.oregon.gov/EMPLOY/BUDGET/UI/Pages/index.asp>



(503) 947-1350



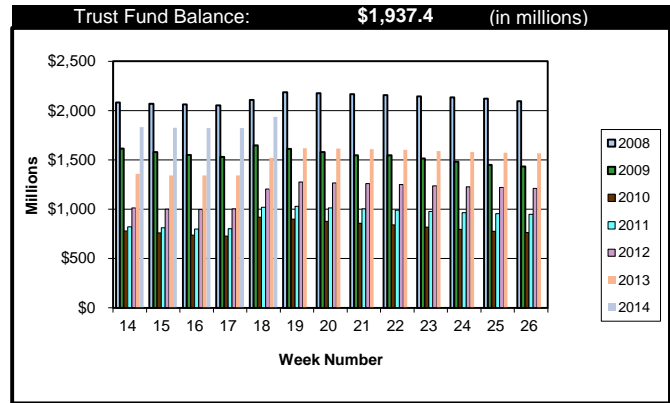
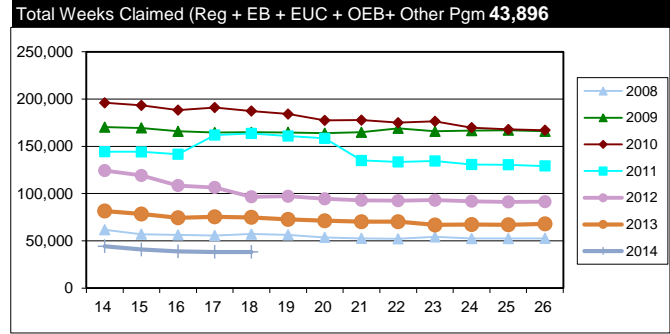
Week # :	18
Ending:	May 3, 2014

SELF EMPLOYMENT (SEA) MONTHLY		April 2014	Cumulative
Referred		86	332
Enrolled		86	332
Completed		73	213
Weeks Claimed	323	1,691	5,710
Gross Amount of Payments (\$)	142,940	\$742,190	\$2,507,747

These are MONTHLY counts; data in BOLD is weekly.

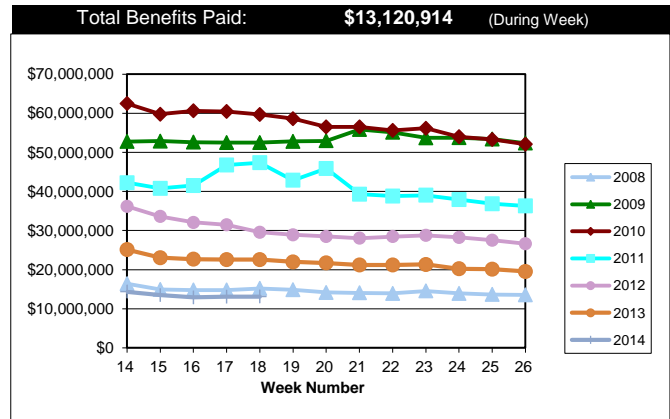
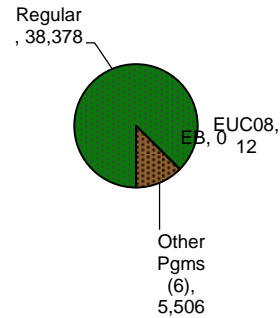
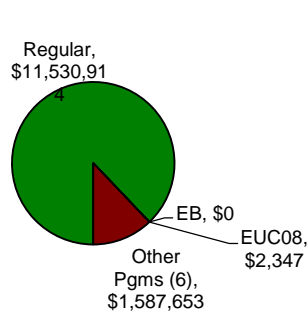
EMERGENCY UNEMPLOYMENT COMPENSATION 08 (EUC08)	This Week	Last Week	Cumulative
Initial Claims (Excl. Liable)	26	42	2,090
Weeks Claimed (Excl. Liable)	12	6	21,360
Gross Amount of Payments (\$)	\$2,347	\$1,098	\$7,999,982
Number Exhausting Tier 1 Benefits	0	0	382
Number Exhausting Tier 2 Benefits	0	0	470
Number Exhausting Tier Z Benefits (14th week of Tier 2)	0	0	492
Number Exhausting Tier 3 Benefits	0	0	566
Number Exhausting Tier 4 Benefits	2	0	57

EUC began 07/06/2008



Benefits Paid - By Program
Total: **\$13,120,914**

Weeks Claimed - By Program
Total: **43,896**



* Other Programs Include AB, TRA, TAA, WS, TUI, SUD, SEA

For current and historic UI reports, visit:



<http://www.oregon.gov/EMPLOY/BUDGET/UI/Pages/index.asp>



(503) 947-1350

