

UNEMPLOYMENT INSURANCE WEEKLY STATISTICS

State of Oregon
EMPLOYMENT DEPARTMENT

UI Programs

☎ (503) 947-1350



🌐 www.WorkingInOregon.org

LABOR FORCE DATA					Last Month	Prior Month	Last Year
					March 2014	February 2014	March 2013
Oregon Civilian Labor Force					1,922,259	1,915,221	1,913,589
Total Number Unemployed					152,103	148,096	163,605
UNEMPLOYMENT RATES (CIVILIAN) (%)					Labor Force & Rate Data: www.QualityInfo.org		
Total Unemployment:					7.90%	7.70%	8.50%
					National	6.80%	7.00%
Seasonally Adjusted:					Oregon	6.90%	6.80%
					National	6.70%	7.50%

Week # :	20	THIS WEEK		LAST WEEK		Last Month	Prior Month	Last Year
Ending:	May 17, 2014	2014	2013	2014	2013	April 2014	March 2014	April 2013
UNEMPLOYMENT RATES (%)								
Insured Unemployment: Oregon	2.28	2.78	2.34	2.85		3.02	2.55	4.58
EB Trigger ¹	2.65	3.24	2.72	3.31				
Adjusted Insured Unemployment	3.33	4.19	3.40	4.26				
National Average TUR ²	6.90	8.20	6.90	8.30				
REGULAR CLAIMS (UI, UCFE, UCX)								
Initial Claims (Excl. Liable) ³	4,941	5,407	4,271	5,571	27,429	22,946	25,294	
Oregon - New	2,772	2,492	2,101	2,610	13,247	10,851	11,022	
Additional	2,169	2,627	2,170	2,628	14,182	12,095	12,880	
Interstate - Agent	0	288	0	333	0	0	1,392	
Interstate - Liable	180	189	175	241	1,079	783	927	
Weeks Claimed (Excl. Liable) ³	36,073	44,671	37,047	45,822	219,356	191,929	207,045	
Oregon	36,073	41,954	37,047	42,952	205,478	179,483	194,752	
Interstate - Agent	0	2,717	0	2,870	13,878	12,446	12,293	
Interstate - Liable	1,808	2,221	1,828	2,287	9,761	8,545	9,856	
New Combined Wage Claims	119	136	124	150	572	553	640	
Non-monetary Determinations & Redeter.	1,818	2,016	1,893	1,935	9,650	8,306	8,163	
PAYMENTS: REGULAR BENEFITS								
First Payments	1,738	2,134	1,868	2,096	10,001	8,698	10,179	
Payments Issued	36,831	42,946	37,646	44,024	201,414	178,568	192,915	
Gross Amount of Payments (\$) ³	\$11,010,858	\$12,461,827	\$11,231,807	\$12,709,740	\$59,596,050	\$51,918,386	\$55,390,726	
Average Check Amount (\$) ³	\$299	290	\$298	289	\$296	\$291	287	
Number Exhausting Benefits	958	1,166	876	1,234	4,517	3,211	5,896	
TRUST FUND								
Balance (in Millions) (\$)	\$2,095.55	\$1,614.02	\$2,101.97	\$1,618.41	\$1,826.6	\$1,833.22	\$1,334.55	

¹ EB Trigger Graph: <http://www.oregon.gov/EMPLOY/BUDGET/UI/reports/102/IUR.pdf>

² NTUR: Unemployment Compensation Amendment Of 1992 specifies that a 2 month average NTUR be used to determine duration levels.

³ Excludes WORKSHARE program

For current and historic UI reports, visit:

<http://www.oregon.gov/EMPLOY/BUDGET/UI/Pages/index.aspx>

Week # :	20
Ending:	May 17, 2014

	This Week	Last Week	Cumulative YTD
EXTENDED BENEFITS (EB)			
Initial Claims (Excl. Liable)	0	0	3
Weeks Claimed (Excl. Liable)	0	0	1
Gross Amount of Payments (\$)	\$0	\$0	\$1,052
Number Exhausting Benefits	0	0	0

Oregon HEB Trigger "OFF" 04/07/2012.

http://www.workforcesecurity.doleta.gov/unemploy/claims_arch.asp

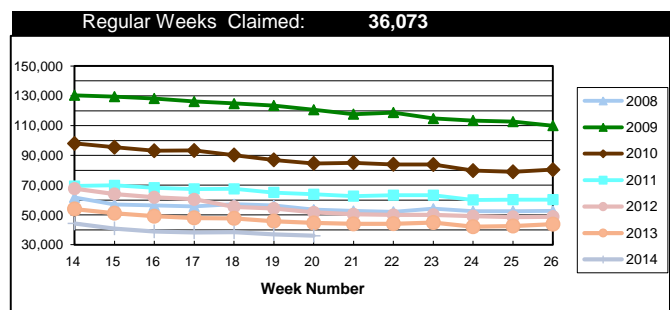
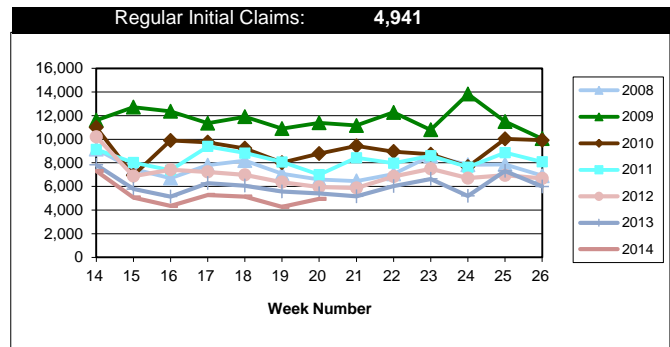
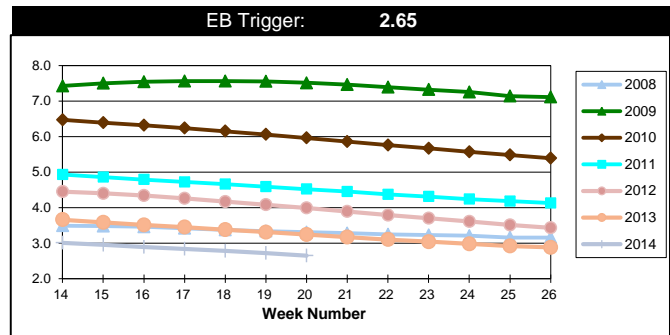
Misc Additional Benefits (AB)			
Initial Claims (Excl. Liable)	0	0	4
Weeks Claimed (Excl. Liable)	3	4	68
Gross Amount of Payments (\$)	0	0	\$0
Number Exhausting Benefits	0	0	0

TRADE ADJUSTMENT ACT (TRA)			
Training Plans	1	2	163
Initial Claims	3	4	205
Weeks Claimed	603	608	11,297
Gross Amount of TRA Payments (\$)	\$279,885	\$285,167	\$5,431,827
Certifications	0	1	6
Gross Amount of A/RTAA Payments (\$)	97,410	169,636	\$2,934,241

WORKSHARE PROGRAM (WS)			
Initial Claims	84	77	984
Weeks Claimed	345	308	7,804
Gross Amount of Payments (\$)	\$32,160	\$37,808	\$723,758
# of Workshare Plans	140	139	2,902

TRAINING UI (TUI)			
Applications Accepted	32	86	1,734
Approved	22	69	1,502
Weeks Claimed	2,568	2,611	51,919
Gross Amount of Payments (\$)	\$283,440	\$295,555	\$5,543,333

SUPPLEMENTAL UI for DISLOCATED WORKERS (SUD)			
Initial Claims	45	41	2,206
Weeks Claimed	1,728	1,648	33,166
Gross Amount of Payments (\$)	\$582,277	\$592,818	\$11,958,780



For current and historic UI reports, visit:



<http://www.oregon.gov/EMPLOY/BUDGET/UI/Pages/index.asp>



(503) 947-1350



Week # :	20
Ending:	May 17, 2014

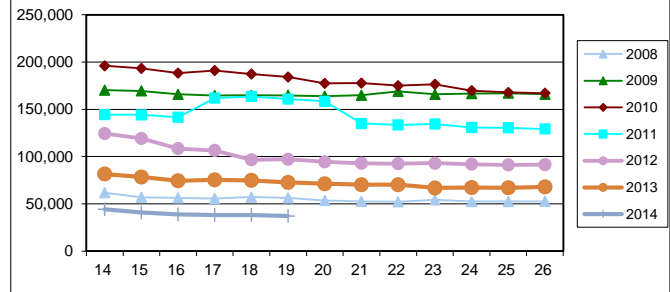
SELF EMPLOYMENT (SEA) MONTHLY		May 2014	Cumulative
Referred		61	393
Enrolled		61	393
Completed		73	286
Weeks Claimed	337	1,351	6,392
Gross Amount of Payments (\$)	146,847	\$589,237	\$2,802,188

These are MONTHLY counts; data in BOLD is weekly.

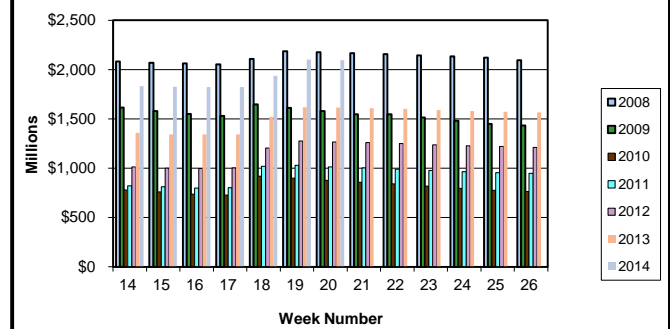
EMERGENCY UNEMPLOYMENT COMPENSATION 08 (EUC08)	This Week	Last Week	Cumulative
Initial Claims (Excl. Liable)	32	6	2,128
Weeks Claimed (Excl. Liable)	20	0	21,380
Gross Amount of Payments (\$)	\$4,911	\$1,001	\$8,005,894
Number Exhausting Tier 1 Benefits	0	0	382
Number Exhausting Tier 2 Benefits	0	0	470
Number Exhausting Tier Z Benefits (14th week of Tier 2)	0	0	492
Number Exhausting Tier 3 Benefits	0	0	566
Number Exhausting Tier 4 Benefits	3	2	62

EUC began 07/06/2008

Total Weeks Claimed (Reg + EB + EUC + OEB+ Other Pgm) **41,677**

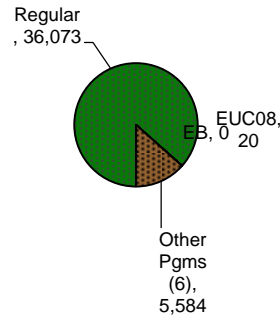
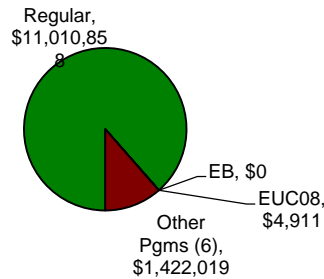


Trust Fund Balance: **\$2,095.55** (in millions)

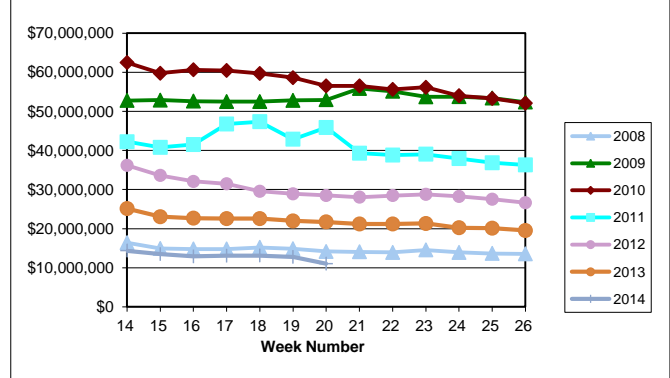


Benefits Paid - By Program
Total: **\$12,437,788**

Weeks Claimed - By Program
Total: **41,677**



Total Benefits Paid: **\$12,437,788** (During Week)



* Other Programs Include AB, TRA, TAA, WS, TUI, SUD, SEA

For current and historic UI reports, visit:



<http://www.oregon.gov/EMPLOY/BUDGET/UI/Pages/index.asp>



(503) 947-1350

