

UNEMPLOYMENT INSURANCE WEEKLY STATISTICS

State of Oregon
EMPLOYMENT DEPARTMENT

UI Programs

(503) 947-1350



www.WorkingInOregon.org

LABOR FORCE DATA		Last Month	Prior Month	Last Year
		April 2014	February 2014	April 2013
Oregon Civilian Labor Force		1,914,551	1,921,004	1,917,802
Total Number Unemployed		132,275	150,474	148,261
UNEMPLOYMENT RATES (CIVILIAN) (%)		Labor Force & Rate Data: www.QualityInfo.org		
Total Unemployment:	Oregon	6.90%	7.80%	7.70%
	National	5.90%	6.80%	7.10%
Seasonally Adjusted:	Oregon	6.90%	6.90%	7.90%
	National	6.30%	6.70%	7.50%

Week # :	23	THIS WEEK		LAST WEEK		Last Month	Prior Month	Last Year
	Ending:	2014	2013	2014	2013	May 2014	April 2014	May 2013
UNEMPLOYMENT RATES (%)								
Insured Unemployment: Oregon	2.15	2.80	2.13	2.75	2.07	3.02	3.21	
EB Trigger ¹	2.45	3.04	2.51	3.10				
Adjusted Insured Unemployment	3.14	4.01	3.19	4.05				
National Average TUR ²	6.90	8.20	6.90	8.20				
REGULAR CLAIMS (UI, UCFE, UCX)								
Initial Claims (Excl. Liable) ³	5,318	6,633	3,834	6,035	17,548	27,429	28,584	
Oregon - New	2,957	3,434	1,601	2,320	8,844	13,247	12,548	
Additional	2,361	2,941	2,233	3,412	8,704	14,182	14,511	
Interstate - Agent	0	258	0	303	0	0	1,525	
Interstate - Liable	183	235	167	205	711	1,079	1,021	
Weeks Claimed (Excl. Liable) ³	34,021	44,993	33,575	44,141	154,406	219,356	231,036	
Oregon	34,021	42,290	33,575	41,567	144,792	205,478	217,067	
Interstate - Agent	0	2,703	0	2,574	9,614	13,878	13,969	
Interstate - Liable	1,722	2,085	1,725	2,067	7,086	9,761	10,976	
New Combined Wage Claims	111	170	128	97	457	572	583	
Non-monetary Determinations & Redeter.	132	2,097	120	1,454	5,446	9,650	9,199	
PAYMENTS: REGULAR BENEFITS								
First Payments	1,590	2,158	1,510	1,919	5,994	10,001	8,988	
Payments Issued	34,217	42,501	34,280	42,323	144,273	201,414	216,882	
Gross Amount of Payments (\$) ³	\$10,374,839	\$12,479,245	\$10,348,429	\$12,400,376	\$43,256,288	\$59,596,050	\$62,978,957	
Average Check Amount (\$) ³	\$303	294	\$302	293	\$300	\$296	290	
Number Exhausting Benefits	774	979	798	1,120	2,823	4,517	4,798	
TRUST FUND								
Balance (in Millions) (\$)	\$2,065.64	\$1,589.13	\$2,081.79	\$1,600.53	\$2,081.79	\$1,826.6	\$1,600.53	

¹ EB Trigger Graph: <http://www.oregon.gov/EMPLOY/BUDGET/UI/reports/102/TUR.pdf>

² NTUR: Unemployment Compensation Amendment Of 1992 specifies that a 2 month average NTUR be used to determine duration levels.

³ Excludes WORKSHARE program

For current and historic UI reports, visit:

<http://www.oregon.gov/EMPLOY/BUDGET/UI/Pages/index.aspx>

Week # :	23
Ending:	June 7, 2014

	This Week	Last Week	Cumulative YTD
EXTENDED BENEFITS (EB)			
Initial Claims (Excl. Liable)	0	0	3
Weeks Claimed (Excl. Liable)	10	8	19
Gross Amount of Payments (\$)	\$0	\$0	\$1,052
Number Exhausting Benefits	0	0	0

Oregon HEB Trigger "OFF" 04/07/2012.

http://www.workforcesecurity.doleta.gov/unemploy/claims_arch.asp

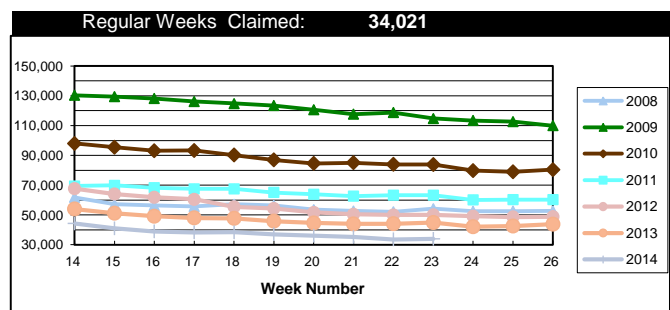
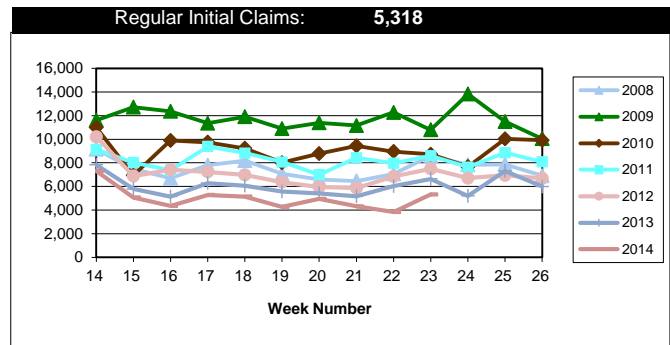
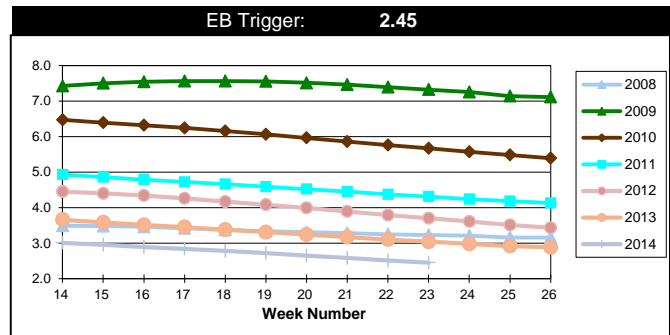
	This Week	Last Week	Cumulative YTD
Misc Additional Benefits (AB)			
Initial Claims (Excl. Liable)	0	0	4
Weeks Claimed (Excl. Liable)	0	3	74
Gross Amount of Payments (\$)	0	0	\$0
Number Exhausting Benefits	0	0	0

	This Week	Last Week	Cumulative YTD
TRADE ADJUSTMENT ACT (TRA)			
Training Plans	6	7	176
Initial Claims	24	1	234
Weeks Claimed	640	632	13,193
Gross Amount of TRA Payments (\$)	\$297,635	\$293,293	\$6,312,536
Certifications	0	1	7
Gross Amount of A/RTAA Payments (\$)	134,042	87,929	\$3,320,133

	This Week	Last Week	Cumulative YTD
WORKSHARE PROGRAM (WS)			
Initial Claims	40	21	1,151
Weeks Claimed	251	277	8,633
Gross Amount of Payments (\$)	\$23,074	\$25,034	\$800,018
# of Workshare Plans	136	136	3,316

	This Week	Last Week	Cumulative YTD
TRAINING UI (TUI)			
Applications Accepted	75	22	1,894
Approved	64	20	1,639
Weeks Claimed	2,446	2,486	59,415
Gross Amount of Payments (\$)	\$255,199	\$266,571	\$6,346,157

	This Week	Last Week	Cumulative YTD
SUPPLEMENTAL UI for DISLOCATED WORKERS (SUD)			
Initial Claims	42	43	2,344
Weeks Claimed	1,595	2,418	38,797
Gross Amount of Payments (\$)	\$583,755	\$574,081	\$13,702,701



For current and historic UI reports, visit:



<http://www.oregon.gov/EMPLOY/BUDGET/UI/Pages/index.asp>



(503) 947-1350



Week # :	23
Ending:	June 7, 2014

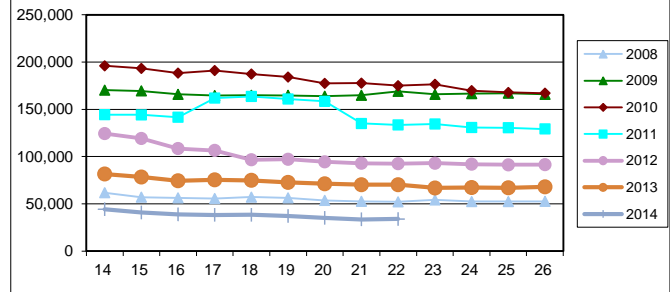
SELF EMPLOYMENT (SEA) MONTHLY		June 2014	Cumulative
Referred		61	393
Enrolled		61	393
Completed		73	286
Weeks Claimed	350	1,351	7,411
Gross Amount of Payments (\$)	148,881	\$589,237	\$3,245,865

These are MONTHLY counts; data in BOLD is weekly.

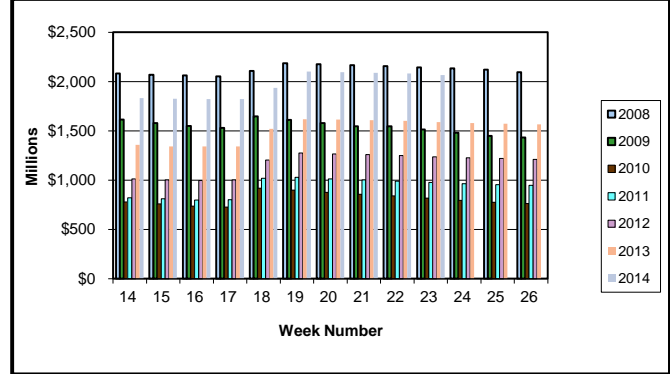
EMERGENCY UNEMPLOYMENT COMPENSATION 08 (EUC08)	This Week	Last Week	Cumulative
Initial Claims (Excl. Liable)	33	23	2,203
Weeks Claimed (Excl. Liable)	1	9	21,399
Gross Amount of Payments (\$)	\$2,311	\$7,265	\$8,016,223
Number Exhausting Tier 1 Benefits	0	0	382
Number Exhausting Tier 2 Benefits	0	0	470
Number Exhausting Tier Z Benefits (14th week of Tier 2)	0	0	492
Number Exhausting Tier 3 Benefits	0	0	566
Number Exhausting Tier 4 Benefits	3	6	73

EUC began 07/06/2008

Total Weeks Claimed (Reg + EB + EUC + OEB+ Other Pgm 39,314

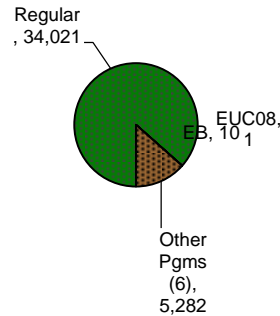
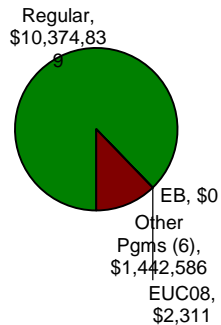


Trust Fund Balance: \$2,065.64 (in millions)



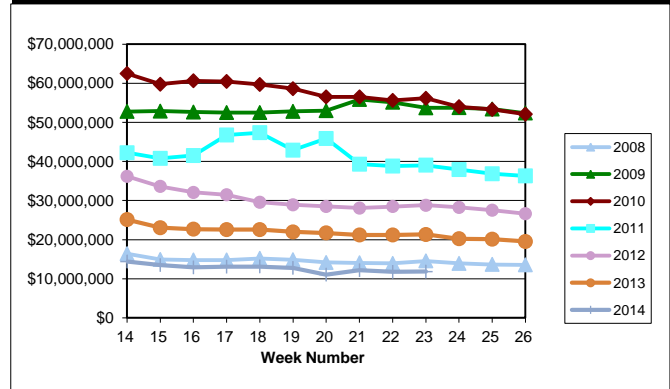
Benefits Paid - By Program
Total: \$11,819,736

Weeks Claimed - By Program
Total: 39,314



* Other Programs Include AB, TRA, TAA, WS, TUI, SUD, SEA

Total Benefits Paid: \$11,819,736 (During Week)



For current and historic UI reports, visit:



<http://www.oregon.gov/EMPLOY/BUDGET/UI/Pages/index.asp>



(503) 947-1350

