

# UNEMPLOYMENT INSURANCE WEEKLY STATISTICS

State of Oregon  
EMPLOYMENT DEPARTMENT

UI Programs

(503) 947-1350



[www.WorkingInOregon.org](http://www.WorkingInOregon.org)

LABOR FORCE DATA		Last Month	Prior Month	Last Year
		May 2014	April 2014	May 2013
Oregon Civilian Labor Force		1,927,152	1,913,188	1,920,896
Total Number Unemployed		127,449	130,982	143,906
UNEMPLOYMENT RATES (CIVILIAN) (%)		Labor Force & Rate Data: <a href="http://www.QualityInfo.org">www.QualityInfo.org</a>		
Total Unemployment:	Oregon	6.90%	7.80%	7.70%
	National	5.90%	6.80%	7.10%
Seasonally Adjusted:	Oregon	6.90%	6.90%	7.90%
	National	6.30%	6.70%	7.50%

Week # :	24	THIS WEEK		LAST WEEK		Last Month	Prior Month	Last Year
	Ending:	2014	2013	2014	2013	May 2014	April 2014	May 2013
June 14, 2014								
UNEMPLOYMENT RATES (%)								
Insured Unemployment: Oregon		2.11	2.62	2.15	2.80	2.07	3.02	3.21
EB Trigger <sup>1</sup>		2.40	2.98	2.45	3.04			
Adjusted Insured Unemployment		3.09	3.95	3.14	4.01			
National Average TUR <sup>2</sup>		6.90	8.20	6.90	8.20			
REGULAR CLAIMS (UI, UCFE, UCX)								
Initial Claims (Excl. Liable) <sup>3</sup>		4,520	5,198	5,318	6,633	17,548	27,429	28,584
Oregon - New		2,335	2,296	2,957	3,434	8,844	13,247	12,548
Additional		2,185	2,633	2,361	2,941	8,704	14,182	14,511
Interstate - Agent		0	269	0	258	0	0	1,525
Interstate - Liable		193	197	183	235	711	1,079	1,021
Weeks Claimed (Excl. Liable) <sup>3</sup>		33,227	42,041	34,021	44,993	154,406	219,356	231,036
Oregon		33,227	39,531	34,021	42,290	144,792	205,478	217,067
Interstate - Agent		0	2,510	0	2,703	9,614	13,878	13,969
Interstate - Liable		1,713	2,052	1,722	2,085	7,086	9,761	10,976
New Combined Wage Claims		120	128	111	170	457	572	583
Non-monetary Determinations & Redeter.		1,788	1,978	132	2,097	5,446	9,650	9,199
PAYMENTS: REGULAR BENEFITS								
First Payments		1,583	1,943	1,590	2,158	5,994	10,001	8,988
Payments Issued		33,200	40,234	34,217	42,501	144,273	201,414	216,882
Gross Amount of Payments (\$) <sup>3</sup>		\$10,104,594	\$11,773,992	\$10,374,839	\$12,479,245	\$43,256,288	\$59,596,050	\$62,978,957
Average Check Amount (\$) <sup>3</sup>		\$304	293	\$303	294	\$300	\$296	290
Number Exhausting Benefits		735	1,086	774	979	2,823	4,517	4,798
TRUST FUND								
Balance (in Millions) (\$)		\$2,058.72	\$1,580.48	\$2,065.64	\$1,589.13	\$2,081.79	\$1,826.6	\$1,600.53

<sup>1</sup> EB Trigger Graph: <http://www.oregon.gov/EMPLOY/BUDGET/UI/reports/102/TUR.pdf>

<sup>2</sup> NTUR: Unemployment Compensation Amendment Of 1992 specifies that a 2 month average NTUR be used to determine duration levels.

<sup>3</sup> Excludes WORKSHARE program

For current and historic UI reports, visit:

<http://www.oregon.gov/EMPLOY/BUDGET/UI/Pages/index.aspx>

<b>Week # :</b>	24
<b>Ending:</b>	June 14, 2014

	This Week	Last Week	Cumulative YTD
<b>EXTENDED BENEFITS (EB)</b>			
Initial Claims (Excl. Liable)	1	0	4
Weeks Claimed (Excl. Liable)	10	10	29
Gross Amount of Payments (\$)	\$0	\$0	\$1,052
Number Exhausting Benefits	0	0	0

Oregon HEB Trigger "OFF" 04/07/2012.

[http://www.workforcesecurity.doleta.gov/unemploy/claims\\_arch.asp](http://www.workforcesecurity.doleta.gov/unemploy/claims_arch.asp)

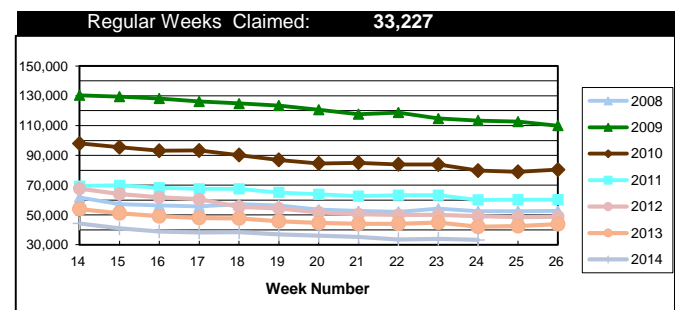
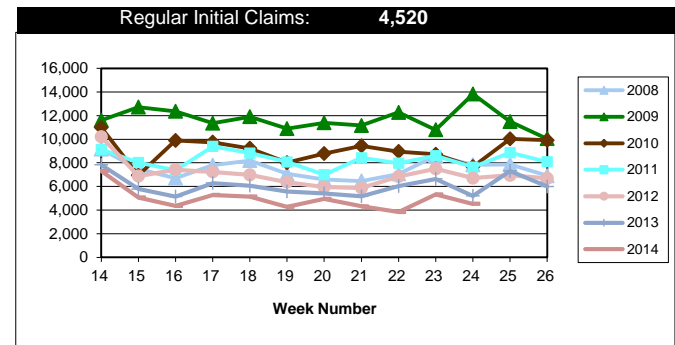
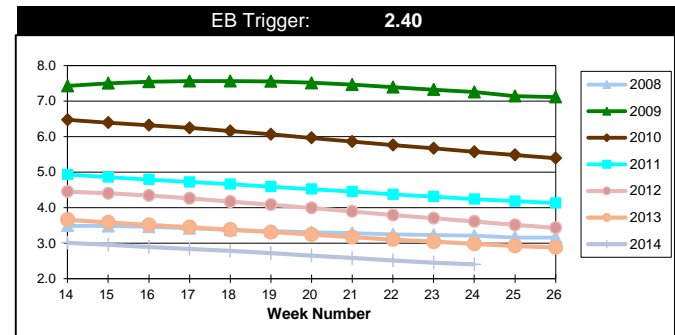
	This Week	Last Week	Cumulative YTD
<b>Misc Additional Benefits (AB)</b>			
Initial Claims (Excl. Liable)	0	0	4
Weeks Claimed (Excl. Liable)	1	0	76
Gross Amount of Payments (\$)	0	0	\$0
Number Exhausting Benefits	0	0	0

	This Week	Last Week	Cumulative YTD
<b>TRADE ADJUSTMENT ACT (TRA)</b>			
Training Plans	11	6	187
Initial Claims	12	24	246
Weeks Claimed	643	640	13,836
Gross Amount of TRA Payments (\$)	\$292,689	\$297,635	\$6,605,225
Certifications	0	0	7
Gross Amount of A/RTAA Payments (\$)	67,234	134,042	\$3,387,367

	This Week	Last Week	Cumulative YTD
<b>WORKSHARE PROGRAM (WS)</b>			
Initial Claims	61	40	1,212
Weeks Claimed	310	251	8,943
Gross Amount of Payments (\$)	\$26,737	\$23,074	\$826,755
# of Workshare Plans	138	136	3,454

	This Week	Last Week	Cumulative YTD
<b>TRAINING UI (TUI)</b>			
Applications Accepted	57	75	1,951
Approved	48	64	1,687
Weeks Claimed	2,386	2,446	61,801
Gross Amount of Payments (\$)	\$242,843	\$255,199	\$6,589,000

	This Week	Last Week	Cumulative YTD
<b>SUPPLEMENTAL UI for DISLOCATED WORKERS (SUD)</b>			
Initial Claims	37	42	2,381
Weeks Claimed	1,573	1,595	40,370
Gross Amount of Payments (\$)	\$571,557	\$583,755	\$14,274,258



For current and historic UI reports, visit:



<http://www.oregon.gov/EMPLOY/BUDGET/UI/Pages/index.asp>



(503) 947-1350



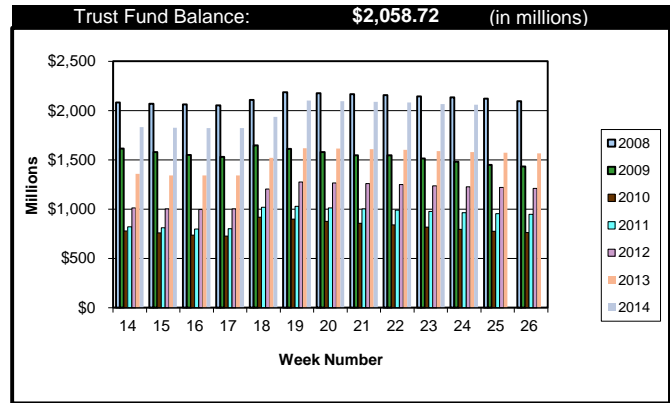
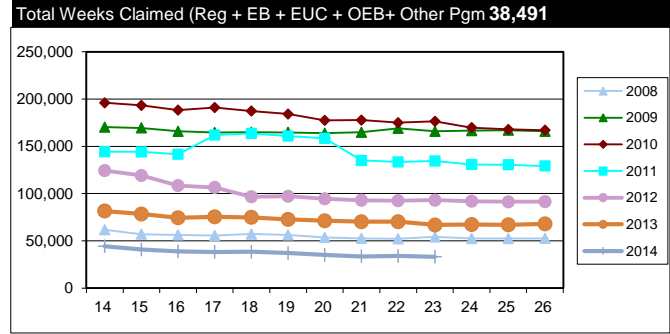
<b>Week # :</b>	24
<b>Ending:</b>	June 14, 2014

SELF EMPLOYMENT (SEA) MONTHLY		June 2014	Cumulative
Referred		61	393
Enrolled		61	393
Completed		73	286
<b>Weeks Claimed</b>	<b>340</b>	<b>1,351</b>	<b>7,751</b>
<b>Gross Amount of Payments (\$)</b>	<b>147,630</b>	<b>\$589,237</b>	<b>\$3,393,495</b>

These are MONTHLY counts; data in BOLD is weekly.

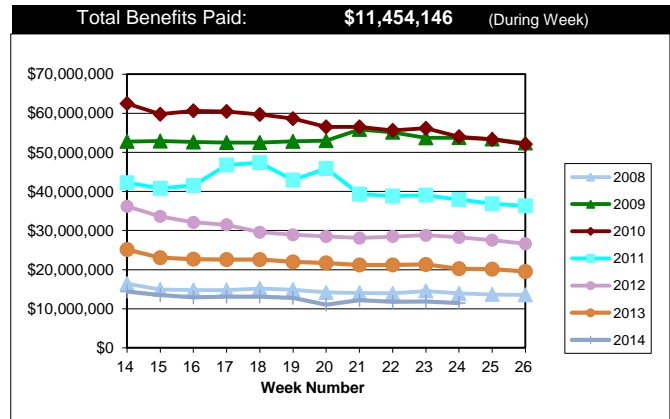
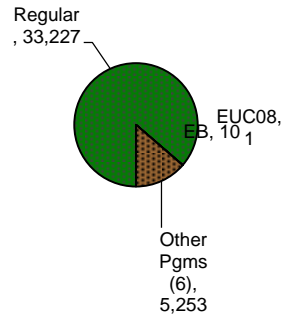
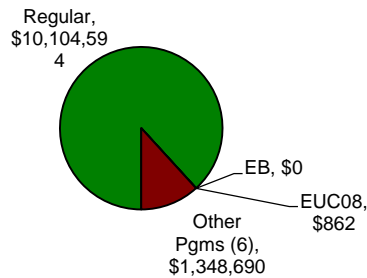
EMERGENCY UNEMPLOYMENT COMPENSATION 08 (EUC08)	This Week	Last Week	Cumulative
Initial Claims (Excl. Liable)	16	33	2,219
Weeks Claimed (Excl. Liable)	1	1	21,404
Gross Amount of Payments (\$)	\$862	\$2,311	\$8,017,085
Number Exhausting Tier 1 Benefits	0	0	382
Number Exhausting Tier 2 Benefits	0	0	470
Number Exhausting Tier Z Benefits (14th week of Tier 2)	1	0	493
Number Exhausting Tier 3 Benefits	0	0	566
Number Exhausting Tier 4 Benefits	3	3	76

EUC began 07/06/2008



**Benefits Paid - By Program**  
Total: **\$11,454,146**

**Weeks Claimed - By Program**  
Total: **38,491**



\* Other Programs Include AB, TRA, TAA, WS, TUI, SUD, SEA

For current and historic UI reports, visit:



<http://www.oregon.gov/EMPLOY/BUDGET/UI/Pages/index.asp>



(503) 947-1350

