

UNEMPLOYMENT INSURANCE WEEKLY STATISTICS

State of Oregon
EMPLOYMENT DEPARTMENT

UI Programs

(503) 947-1350



www.WorkingInOregon.org

LABOR FORCE DATA					Last Month	Prior Month	Last Year
Oregon Civilian Labor Force					May 2014	April 2014	May 2013
Total Number Unemployed					1,927,152	1,913,188	1,920,896
UNEMPLOYMENT RATES (CIVILIAN) (%)					Labor Force & Rate Data: www.QualityInfo.org		
Total Unemployment:					6.90%	7.80%	7.70%
National					5.90%	6.80%	7.10%
Seasonally Adjusted:					6.90%	6.90%	7.90%
National					6.30%	6.70%	7.50%

Week # :	25	THIS WEEK		LAST WEEK		Last Month	Prior Month	Last Year
Ending:	June 21, 2014	2014	2013	2014	2013	May 2014	April 2014	May 2013
UNEMPLOYMENT RATES (%)								
Insured Unemployment: Oregon	2.00	2.65	2.11	2.62		2.07	3.02	3.21
EB Trigger ¹	2.34	2.92	2.40	2.98				
Adjusted Insured Unemployment	3.03	3.89	3.09	3.95				
National Average TUR ²	6.90	8.00	6.90	8.20				
REGULAR CLAIMS (UI, UCFE, UCX)								
Initial Claims (Excl. Liable) ³	5,701	7,318	4,520	5,198	17,548	27,429	28,584	
Oregon - New	2,985	3,819	2,335	2,296	8,844	13,247	12,548	
Additional	2,716	3,186	2,185	2,633	8,704	14,182	14,511	
Interstate - Agent	0	313	0	269	0	0	1,525	
Interstate - Liable	198	254	193	197	711	1,079	1,021	
Weeks Claimed (Excl. Liable) ³	33,072	42,571	33,227	42,041	154,406	219,356	231,036	
Oregon	33,072	40,074	33,227	39,531	144,792	205,478	217,067	
Interstate - Agent	0	2,497	0	2,510	9,614	13,878	13,969	
Interstate - Liable	0	2,039	1,713	2,052	7,086	9,761	10,976	
New Combined Wage Claims	118	95	120	128	457	572	583	
Non-monetary Determinations & Redeter.	1,930	1,901	1,788	1,978	5,446	9,650	9,199	
PAYMENTS: REGULAR BENEFITS								
First Payments	1,909	2,266	1,583	1,943	5,994	10,001	8,988	
Payments Issued	33,063	40,213	33,200	40,234	144,273	201,414	216,882	
Gross Amount of Payments (\$) ³	\$10,039,718	\$11,747,123	\$10,104,594	\$11,773,992	\$43,256,288	\$59,596,050	\$62,978,957	
Average Check Amount (\$) ³	\$304	292	\$304	293	\$300	\$296	290	
Number Exhausting Benefits	764	1,009	735	1,086	2,823	4,517	4,798	
TRUST FUND								
Balance (in Millions) (\$)	\$2,052.33	\$1,573.61	\$2,058.72	\$1,580.48	\$2,081.79	\$1,826.6	\$1,600.53	

¹ EB Trigger Graph: <http://www.oregon.gov/EMPLOY/BUDGET/UI/reports/102/TUR.pdf>

² NTUR: Unemployment Compensation Amendment Of 1992 specifies that a 2 month average NTUR be used to determine duration levels.

³ Excludes WORKSHARE program

For current and historic UI reports, visit:

<http://www.oregon.gov/EMPLOY/BUDGET/UI/Pages/index.aspx>

Week # :	25
Ending:	June 21, 2014

	This Week	Last Week	Cumulative YTD
EXTENDED BENEFITS (EB)			
Initial Claims (Excl. Liable)	0	1	4
Weeks Claimed (Excl. Liable)	10	10	39
Gross Amount of Payments (\$)	\$0	\$0	\$1,052
Number Exhausting Benefits	0	0	0

Oregon HEB Trigger "OFF" 04/07/2012.

http://www.workforcesecurity.doleta.gov/unemploy/claims_arch.asp

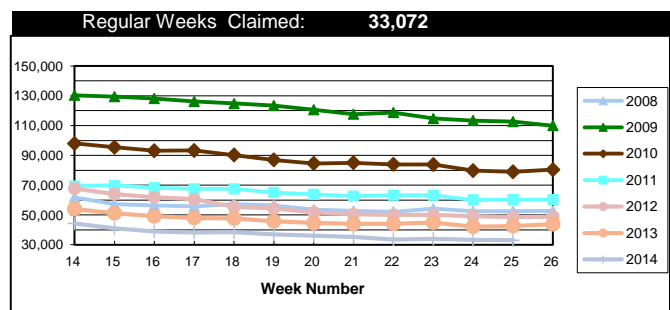
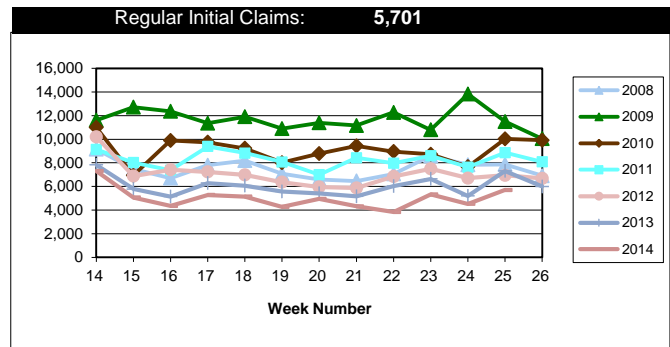
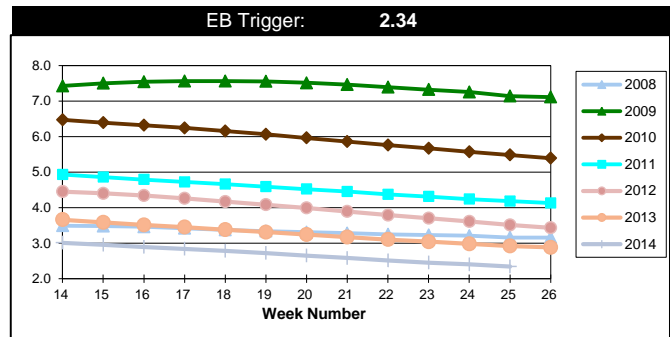
	This Week	Last Week	Cumulative YTD
Misc Additional Benefits (AB)			
Initial Claims (Excl. Liable)	0	0	4
Weeks Claimed (Excl. Liable)	6	1	82
Gross Amount of Payments (\$)	0	0	\$0
Number Exhausting Benefits	0	0	0

	This Week	Last Week	Cumulative YTD
TRADE ADJUSTMENT ACT (TRA)			
Training Plans	15	11	202
Initial Claims	38	12	284
Weeks Claimed	628	643	14,464
Gross Amount of TRA Payments (\$)	\$291,172	\$292,689	\$6,896,397
Certifications	0	0	7
Gross Amount of A/RTAA Payments (\$)	100,707	67,234	\$3,488,074

	This Week	Last Week	Cumulative YTD
WORKSHARE PROGRAM (WS)			
Initial Claims	15	61	1,227
Weeks Claimed	249	310	9,192
Gross Amount of Payments (\$)	\$21,469	\$26,737	\$848,224
# of Workshare Plans	137	138	3,591

	This Week	Last Week	Cumulative YTD
TRAINING UI (TUI)			
Applications Accepted	67	57	2,018
Approved	57	48	1,744
Weeks Claimed	2,274	2,386	64,075
Gross Amount of Payments (\$)	\$230,665	\$242,843	\$6,819,665

	This Week	Last Week	Cumulative YTD
SUPPLEMENTAL UI for DISLOCATED WORKERS (SUD)			
Initial Claims	42	37	2,423
Weeks Claimed	1,591	1,573	41,961
Gross Amount of Payments (\$)	\$543,078	\$571,557	\$14,817,336



For current and historic UI reports, visit:



<http://www.oregon.gov/EMPLOY/BUDGET/UI/Pages/index.asp>



(503) 947-1350



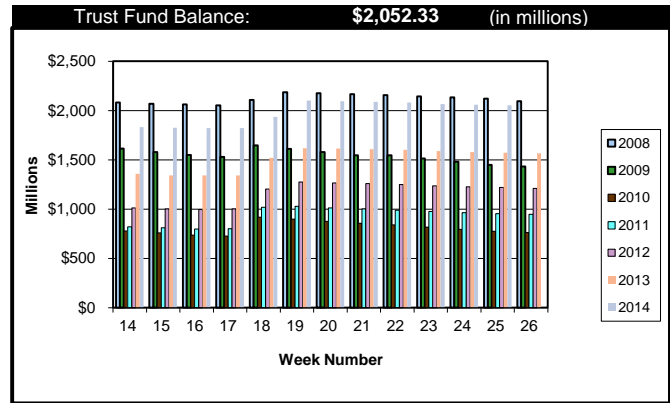
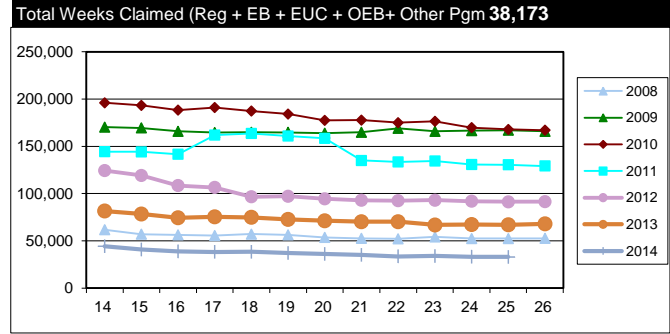
Week # :	25
Ending:	June 21, 2014

SELF EMPLOYMENT (SEA) MONTHLY		June 2014	Cumulative
Referred		61	393
Enrolled		61	393
Completed		73	286
Weeks Claimed	341	1,351	8,092
Gross Amount of Payments (\$)	146,997	\$589,237	\$3,540,492

These are MONTHLY counts; data in BOLD is weekly.

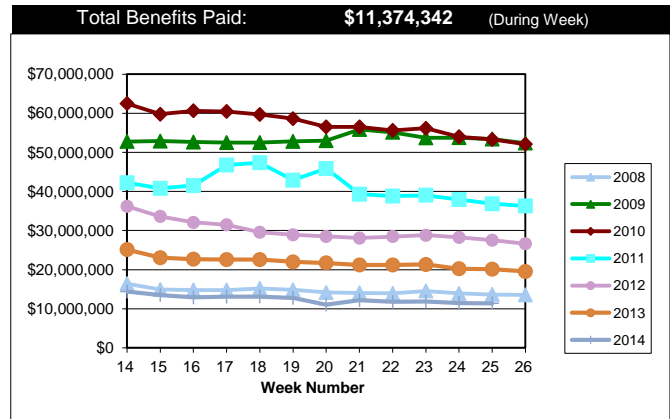
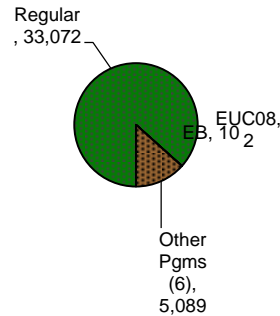
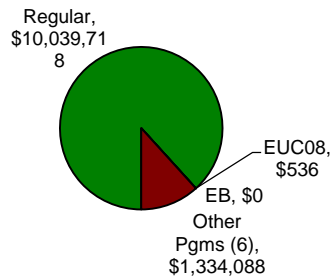
EMERGENCY UNEMPLOYMENT COMPENSATION 08 (EUC08)	This Week	Last Week	Cumulative
Initial Claims (Excl. Liable)	23	16	2,242
Weeks Claimed (Excl. Liable)	2	1	21,406
Gross Amount of Payments (\$)	\$536	\$862	\$8,017,621
Number Exhausting Tier 1 Benefits	0	0	382
Number Exhausting Tier 2 Benefits	0	0	470
Number Exhausting Tier Z Benefits (14th week of Tier 2)	0	1	493
Number Exhausting Tier 3 Benefits	1	0	567
Number Exhausting Tier 4 Benefits	2	3	78

EUC began 07/06/2008



Benefits Paid - By Program
Total: **\$11,374,342**

Weeks Claimed - By Program
Total: **38,173**



* Other Programs Include AB, TRA, TAA, WS, TUI, SUD, SEA

For current and historic UI reports, visit:



<http://www.oregon.gov/EMPLOY/BUDGET/UI/Pages/index.asp>



(503) 947-1350

