

# UNEMPLOYMENT INSURANCE WEEKLY STATISTICS

State of Oregon  
EMPLOYMENT DEPARTMENT

UI Programs

(503) 947-1350



[www.WorkingInOregon.org](http://www.WorkingInOregon.org)

LABOR FORCE DATA		Last Month	Prior Month	Last Year
		May 2014	April 2014	May 2013
Oregon Civilian Labor Force		1,927,152	1,913,188	1,920,896
Total Number Unemployed		127,449	130,982	143,906
UNEMPLOYMENT RATES (CIVILIAN) (%)		Labor Force & Rate Data: <a href="http://www.QualityInfo.org">www.QualityInfo.org</a>		
Total Unemployment:	Oregon	6.90%	7.80%	7.70%
	National	5.90%	6.80%	7.10%
Seasonally Adjusted:	Oregon	6.90%	6.90%	7.90%
	National	6.30%	6.70%	7.50%

Week # :	26	THIS WEEK		LAST WEEK		Last Month	Prior Month	Last Year	
	Ending:	June 28, 2014	2014	2013	2014	2013	May 2014	April 2014	May 2013
<b>UNEMPLOYMENT RATES (%)</b>									
Insured Unemployment: Oregon		2.17	2.74	2.00	2.65	2.07	3.02	3.21	
EB Trigger <sup>1</sup>		2.31	2.88	2.34	2.92				
Adjusted Insured Unemployment		3.00	3.85	3.03	3.89				
National Average TUR <sup>2</sup>		6.90	8.00	6.90	8.00				
<b>REGULAR CLAIMS (UI, UCFE, UCX)</b>									
Initial Claims (Excl. Liable) <sup>3</sup>		5,892	5,992	5,701	7,318	17,548	27,429	28,584	
Oregon - New		3,353	2,593	2,985	3,819	8,844	13,247	12,548	
Additional		2,539	3,122	2,716	3,186	8,704	14,182	14,511	
Interstate - Agent		0	277	0	313	0	0	1,525	
Interstate - Liable		217	248	198	254	711	1,079	1,021	
Weeks Claimed (Excl. Liable) <sup>3</sup>		34,238	43,906	33,072	42,571	154,406	219,356	231,036	
Oregon		34,238	41,477	33,072	40,074	144,792	205,478	217,067	
Interstate - Agent		0	2,429	0	2,497	9,614	13,878	13,969	
Interstate - Liable		1,727	2,046	0	2,039	7,086	9,761	10,976	
New Combined Wage Claims		105	130	118	95	457	572	583	
Non-monetary Determinations & Redeter.		1,860	2,169	1,930	1,901	5,446	9,650	9,199	
<b>PAYMENTS: REGULAR BENEFITS</b>									
First Payments		1,977	2,461	1,909	2,266	5,994	10,001	8,988	
Payments Issued		32,783	40,348	33,063	40,213	144,273	201,414	216,882	
Gross Amount of Payments (\$) <sup>3</sup>		\$9,970,317	\$11,753,062	\$10,039,718	\$11,747,123	\$43,256,288	\$59,596,050	\$62,978,957	
Average Check Amount (\$) <sup>3</sup>		\$304	291	\$304	292	\$300	\$296	290	
Number Exhausting Benefits		706	934	764	1,009	2,823	4,517	4,798	
<b>TRUST FUND</b>									
Balance (in Millions) (\$)		\$2,044.93	\$1,567.06	\$2,052.33	\$1,573.61	\$2,081.79	\$1,826.6	\$1,600.53	

<sup>1</sup> EB Trigger Graph: <http://www.oregon.gov/EMPLOY/BUDGET/UI/reports/102/TUR.pdf>

<sup>2</sup> NTUR: Unemployment Compensation Amendment Of 1992 specifies that a 2 month average NTUR be used to determine duration levels.

<sup>3</sup> Excludes WORKSHARE program

For current and historic UI reports, visit:

<http://www.oregon.gov/EMPLOY/BUDGET/UI/Pages/index.aspx>

<b>Week # :</b>	26
<b>Ending:</b>	June 28, 2014

	This Week	Last Week	Cumulative YTD
<b>EXTENDED BENEFITS (EB)</b>			
Initial Claims (Excl. Liable)	0	0	4
Weeks Claimed (Excl. Liable)	5	10	44
Gross Amount of Payments (\$)	\$0	\$0	\$1,052
Number Exhausting Benefits	0	0	0

Oregon HEB Trigger "OFF" 04/07/2012.

[http://www.workforcesecurity.doleta.gov/unemploy/claims\\_arch.asp](http://www.workforcesecurity.doleta.gov/unemploy/claims_arch.asp)

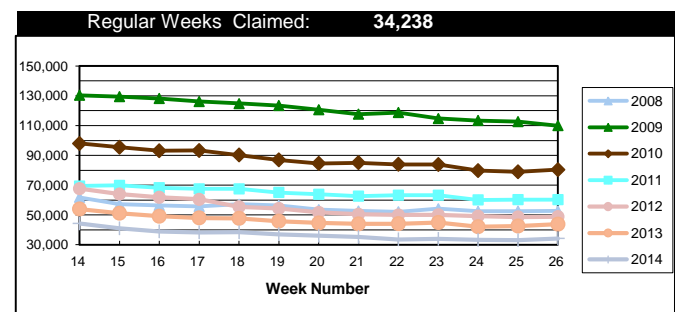
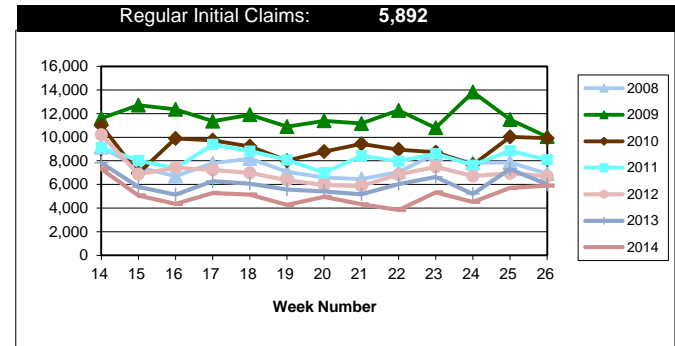
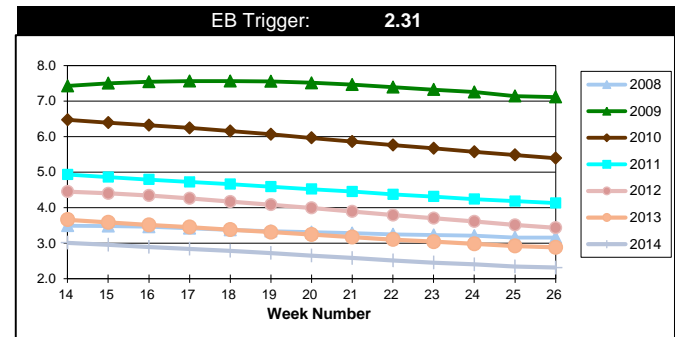
	This Week	Last Week	Cumulative YTD
<b>Misc Additional Benefits (AB)</b>			
Initial Claims (Excl. Liable)	0	0	4
Weeks Claimed (Excl. Liable)	2	6	84
Gross Amount of Payments (\$)	0	0	\$0
Number Exhausting Benefits	0	0	0

	This Week	Last Week	Cumulative YTD
<b>TRADE ADJUSTMENT ACT (TRA)</b>			
Training Plans	6	15	208
Initial Claims	3	38	287
Weeks Claimed	556	628	15,020
Gross Amount of TRA Payments (\$)	\$257,241	\$291,172	\$7,153,638
Certifications	0	0	7
Gross Amount of A/RTAA Payments (\$)	273,431	100,707	\$3,761,505

	This Week	Last Week	Cumulative YTD
<b>WORKSHARE PROGRAM (WS)</b>			
Initial Claims	9	15	1,236
Weeks Claimed	357	249	9,549
Gross Amount of Payments (\$)	\$30,037	\$21,469	\$878,261
# of Workshare Plans	141	137	3,732

	This Week	Last Week	Cumulative YTD
<b>TRAINING UI (TUI)</b>			
Applications Accepted	62	67	2,080
Approved	53	57	1,797
Weeks Claimed	1,915	2,274	65,990
Gross Amount of Payments (\$)	\$168,547	\$230,665	\$6,988,212

	This Week	Last Week	Cumulative YTD
<b>SUPPLEMENTAL UI for DISLOCATED WORKERS (SUD)</b>			
Initial Claims	61	42	2,484
Weeks Claimed	1,225	1,591	43,186
Gross Amount of Payments (\$)	\$385,704	\$543,078	\$15,203,040



For current and historic UI reports, visit:



<http://www.oregon.gov/EMPLOY/BUDGET/UI/Pages/index.asp>



(503) 947-1350



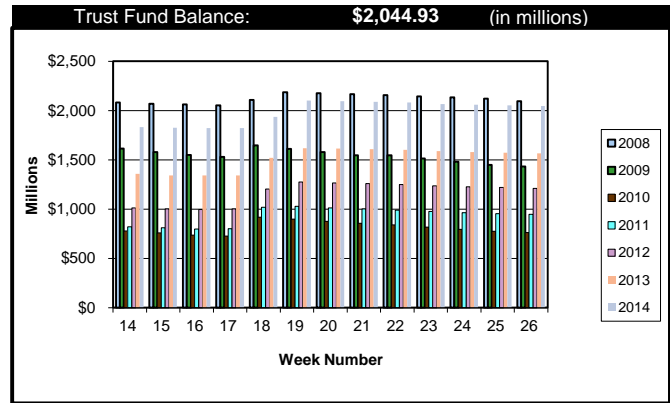
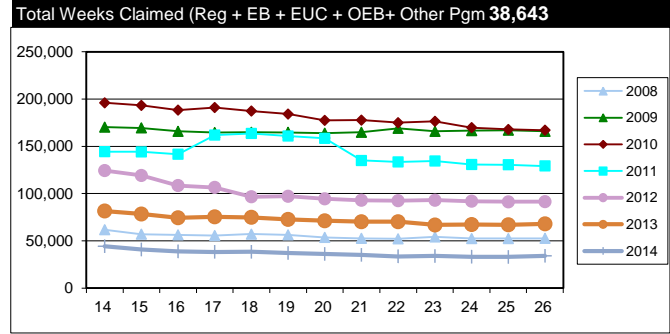
<b>Week # :</b>	26
<b>Ending:</b>	June 28, 2014

SELF EMPLOYMENT (SEA) MONTHLY		June 2014	Cumulative
Referred		61	465
Enrolled		61	465
Completed		73	323
<b>Weeks Claimed</b>	<b>335</b>	<b>1,351</b>	<b>8,427</b>
<b>Gross Amount of Payments (\$)</b>	<b>140,584</b>	<b>\$589,237</b>	<b>\$3,681,076</b>

These are MONTHLY counts; data in BOLD is weekly.

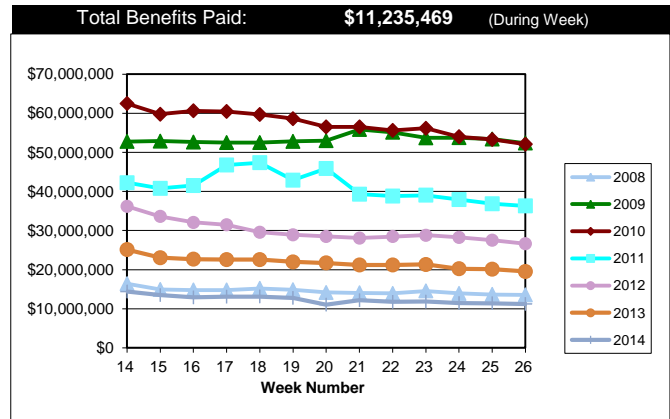
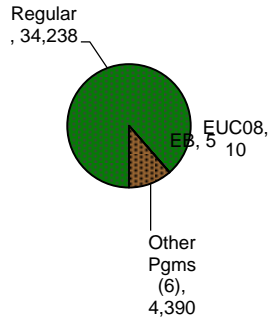
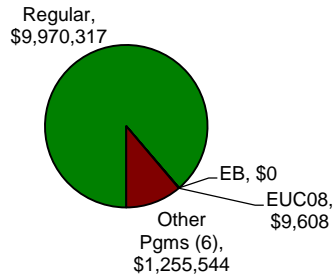
EMERGENCY UNEMPLOYMENT COMPENSATION 08 (EUC08)	This Week	Last Week	Cumulative
Initial Claims (Excl. Liable)	22	23	2,264
Weeks Claimed (Excl. Liable)	10	2	21,416
Gross Amount of Payments (\$)	\$9,608	\$536	\$8,027,229
Number Exhausting Tier 1 Benefits	3	0	385
Number Exhausting Tier 2 Benefits	0	0	470
Number Exhausting Tier Z Benefits (14th week of Tier 2)	0	0	493
Number Exhausting Tier 3 Benefits	0	1	567
Number Exhausting Tier 4 Benefits	0	2	78

EUC began 07/06/2008



**Benefits Paid - By Program**  
Total: **\$11,235,469**

**Weeks Claimed - By Program**  
Total: **38,643**



\* Other Programs Include AB, TRA, TAA, WS, TUI, SUD, SEA

For current and historic UI reports, visit:



<http://www.oregon.gov/EMPLOY/BUDGET/UI/Pages/index.asp>



(503) 947-1350

