

# UNEMPLOYMENT INSURANCE WEEKLY STATISTICS

State of Oregon  
**EMPLOYMENT DEPARTMENT**  
 UI Programs

(503) 947-1350



[www.WorkingInOregon.org](http://www.WorkingInOregon.org)

LABOR FORCE DATA		Last Month	Prior Month	Last Year
		June 2014	May 2014	June 2013
Oregon Civilian Labor Force		1,944,384	1,925,933	1,938,773
Total Number Unemployed		130,058	126,288	152,947
UNEMPLOYMENT RATES (CIVILIAN) (%)		Labor Force & Rate Data: <a href="http://www.QualityInfo.org">www.QualityInfo.org</a>		
Total Unemployment:	Oregon	6.70%	6.60%	7.90%
	National	6.30%	6.10%	7.80%
Seasonally Adjusted:	Oregon	6.80%	6.80%	7.80%
	National	6.10%	6.30%	7.50%

Week # :	29	THIS WEEK		LAST WEEK		Last Month	Prior Month	Last Year
	Ending:	2014	2013	2014	2013	June 2014	May 2014	June 2013
<b>UNEMPLOYMENT RATES (%)</b>								
Insured Unemployment: Oregon	2.22	2.76	2.34	2.89	2.03	2.07	3.08	
EB Trigger <sup>1</sup>	2.24	2.77	2.26	2.79				
Adjusted Insured Unemployment	2.90	3.70	2.92	3.72				
National Average TUR <sup>2</sup>	6.90	7.90	6.90	8.00				
<b>REGULAR CLAIMS (UI, UCFE, UCX)</b>								
Initial Claims (Excl. Liable) <sup>3</sup>	4,386	6,133	5,985	8,014	21,632	17,548	25,415	
Oregon - New	2,575	3,824	3,196	3,881	11,774	8,844	12,351	
Additional	1,811	1,967	2,789	3,806	9,858	8,704	11,947	
Interstate - Agent	0	342	0	327	0	0	1,117	
Interstate - Liable	182	208	243	249	791	711	934	
Weeks Claimed (Excl. Liable) <sup>3</sup>	34,780	44,482	36,855	46,596	145,723	154,406	176,632	
Oregon	34,780	42,006	36,855	44,133	136,978	144,792	166,493	
Interstate - Agent	0	2,476	0	2,463	8,745	9,614	10,139	
Interstate - Liable	1,793	2,074	1,837	2,103	6,842	7,086	8,222	
New Combined Wage Claims	126	124	152	155	454	457	546	
Non-monetary Determinations & Redeter.	2,210	2,180	2,211	2,180	7,189	5,446	8,145	
<b>PAYMENTS: REGULAR BENEFITS</b>								
First Payments	2,663	3,549	2,206	2,659	7,059	5,994	9,065	
Payments Issued	33,727	40,880	35,319	43,494	133,263	144,273	163,296	
Gross Amount of Payments (\$) <sup>3</sup>	\$10,314,122	\$12,102,625	\$10,708,619	\$12,854,888	\$40,489,468	\$43,256,288	\$47,753,422	
Average Check Amount (\$) <sup>3</sup>	\$306	296	\$303	296	\$304	\$300	292	
Number Exhausting Benefits	852	1,134	1,034	1,358	2,979	2,823	4,043	
<b>TRUST FUND</b>								
Balance (in Millions) (\$)	\$2,043.14	\$1,557.07	\$2,043.54	\$1,559.02	\$2,045.27	\$2,081.79	\$1,567.06	

<sup>1</sup> EB Trigger Graph: <http://www.oregon.gov/EMPLOY/BUDGET/UI/reports/102/TUR.pdf>

<sup>2</sup> NTUR: Unemployment Compensation Amendment Of 1992 specifies that a 2 month average NTUR be used to determine duration levels.

<sup>3</sup> Excludes WORKSHARE program

For current and historic UI reports, visit:

<http://www.oregon.gov/EMPLOY/BUDGET/UI/Pages/index.aspx>

<b>Week # :</b>	29
<b>Ending:</b>	July 19, 2014

	This Week	Last Week	Cumulative YTD
<b>EXTENDED BENEFITS (EB)</b>			
Initial Claims (Excl. Liable)	0	0	4
Weeks Claimed (Excl. Liable)	0	0	44
Gross Amount of Payments (\$)	\$0	\$0	\$1,052
Number Exhausting Benefits	0	0	0

Oregon HEB Trigger "OFF" 04/07/2012.

[http://www.workforcesecurity.doleta.gov/unemploy/claims\\_arch.asp](http://www.workforcesecurity.doleta.gov/unemploy/claims_arch.asp)

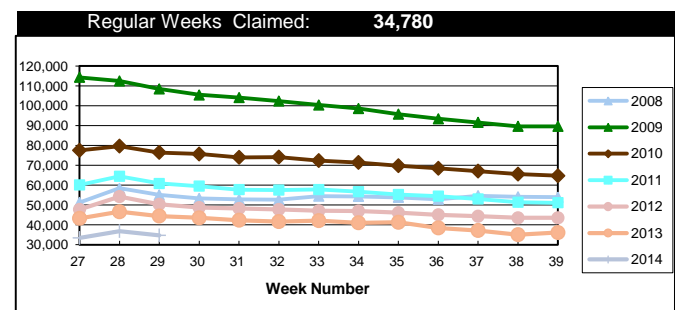
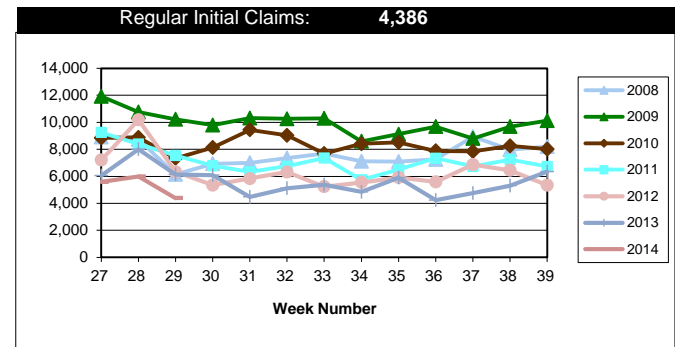
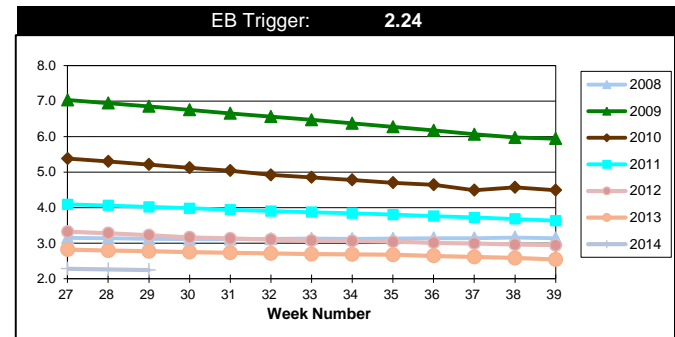
	This Week	Last Week	Cumulative YTD
<b>Misc Additional Benefits (AB)</b>			
Initial Claims (Excl. Liable)	0	0	4
Weeks Claimed (Excl. Liable)	0	3	93
Gross Amount of Payments (\$)	0	0	\$0
Number Exhausting Benefits	0	0	0

	This Week	Last Week	Cumulative YTD
<b>TRADE ADJUSTMENT ACT (TRA)</b>			
Training Plans	0	2	214
Initial Claims	7	5	302
Weeks Claimed	556	538	16,652
Gross Amount of TRA Payments (\$)	\$247,865	\$243,053	\$7,893,895
Certifications	1	0	8
Gross Amount of A/RTAA Payments (\$)	267,626	142,321	\$4,266,979

	This Week	Last Week	Cumulative YTD
<b>WORKSHARE PROGRAM (WS)</b>			
Initial Claims	5	5	1,254
Weeks Claimed	232	227	10,225
Gross Amount of Payments (\$)	\$22,540	\$21,829	\$942,234
# of Workshare Plans	138	139	4,148

	This Week	Last Week	Cumulative YTD
<b>TRAINING UI (TUI)</b>			
Applications Accepted	40	46	2,213
Approved	39	42	1,920
Weeks Claimed	1,276	1,348	70,393
Gross Amount of Payments (\$)	\$188,192	\$194,724	\$7,566,285

	This Week	Last Week	Cumulative YTD
<b>SUPPLEMENTAL UI for DISLOCATED WORKERS (SUD)</b>			
Initial Claims	37	49	2,595
Weeks Claimed	710	735	45,780
Gross Amount of Payments (\$)	\$272,445	\$281,292	\$16,183,855



For current and historic UI reports, visit:



<http://www.oregon.gov/EMPLOY/BUDGET/UI/Pages/index.asp>



(503) 947-1350



<b>Week # :</b>	29
<b>Ending:</b>	July 19, 2014

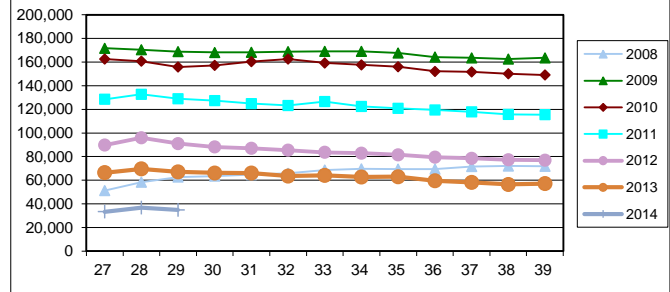
SELF EMPLOYMENT (SEA) MONTHLY		July 2014	Cumulative
Referred		72	465
Enrolled		72	465
Completed		37	323
<b>Weeks Claimed</b>	<b>334</b>	<b>1,366</b>	<b>9,457</b>
<b>Gross Amount of Payments (\$)</b>	<b>150,359</b>	<b>\$584,092</b>	<b>\$4,135,972</b>

These are MONTHLY counts; data in BOLD is weekly.

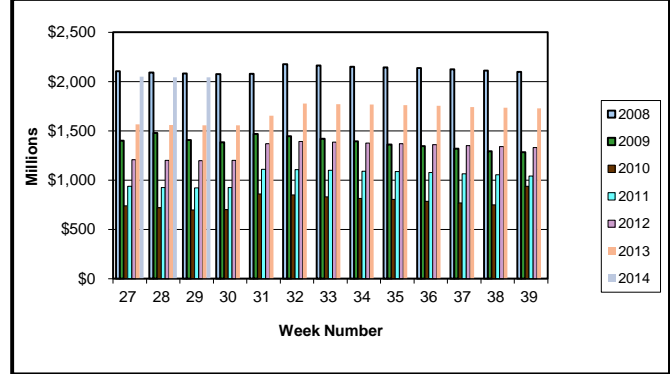
EMERGENCY UNEMPLOYMENT COMPENSATION 08 (EUC08)	This Week	Last Week	Cumulative
Initial Claims (Excl. Liable)	1	14	2,294
Weeks Claimed (Excl. Liable)	3	3	21,423
Gross Amount of Payments (\$)	\$1,949	\$2,598	\$8,034,254
Number Exhausting Tier 1 Benefits	1	0	388
Number Exhausting Tier 2 Benefits	0	0	470
Number Exhausting Tier Z Benefits (14th week of Tier 2)	0	0	493
Number Exhausting Tier 3 Benefits	0	0	567
Number Exhausting Tier 4 Benefits	0	0	78

EUC began 07/06/2008

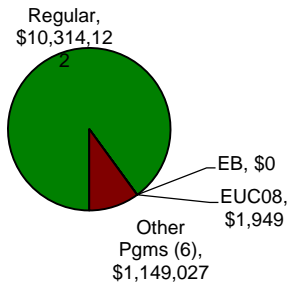
Total Weeks Claimed (Reg + EB + EUC + OEB+ Other Pgm 37,891



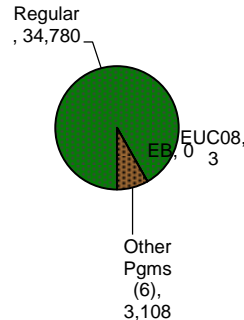
Trust Fund Balance: \$2,043.14 (in millions)



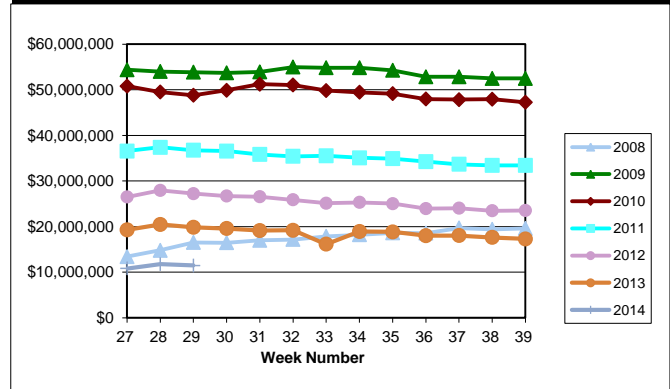
Benefits Paid -  
By Program  
Total: **\$11,465,098**



Weeks Claimed -  
By Program  
Total: **37,891**



Total Benefits Paid: \$11,465,098 (During Week)



\* Other Programs Include AB, TRA, TAA, WS, TUI, SUD, SEA

For current and historic UI reports, visit:



<http://www.oregon.gov/EMPLOY/BUDGET/UI/Pages/index.asp>



(503) 947-1350

