

# UNEMPLOYMENT INSURANCE WEEKLY STATISTICS

State of Oregon  
**EMPLOYMENT DEPARTMENT**  
 UI Programs

 (503) 947-1350  
  
 [www.WorkingInOregon.org](http://www.WorkingInOregon.org)

LABOR FORCE DATA		Last Month	Prior Month	Last Year
		June 2014	May 2014	June 2013
Oregon Civilian Labor Force		1,944,384	1,925,933	1,938,773
Total Number Unemployed		130,058	126,288	152,947
UNEMPLOYMENT RATES (CIVILIAN) (%)		Labor Force & Rate Data: <a href="http://www.QualityInfo.org">www.QualityInfo.org</a>		
Total Unemployment:	Oregon	6.70%	6.60%	7.90%
	National	6.30%	6.10%	7.80%
Seasonally Adjusted:	Oregon	6.80%	6.80%	7.80%
	National	6.10%	6.30%	7.50%

Week # :	32	THIS WEEK		LAST WEEK		Last Month	Prior Month	Last Year
	Ending:	2014	2013	2014	2013	July 2014	June 2014	July 2013
<b>UNEMPLOYMENT RATES (%)</b>								
Insured Unemployment: Oregon	2.06	2.58	2.13	2.63	2.50	2.03	3.66	
EB Trigger <sup>1</sup>	2.17	2.71	2.19	2.73				
Adjusted Insured Unemployment	2.82	3.59	2.85	3.61				
National Average TUR <sup>2</sup>	6.80	7.90	6.80	7.90				
<b>REGULAR CLAIMS (UI, UCFE, UCX)</b>								
Initial Claims (Excl. Liable) <sup>3</sup>	4,239	5,114	3,521	4,478	24,254	21,632	31,149	
Oregon - New	2,494	2,368	1,760	1,834	13,371	11,774	15,835	
Additional	1,745	2,446	1,761	2,333	10,883	9,858	13,682	
Interstate - Agent	0	300	0	311	0	0	1,632	
Interstate - Liable	232	226	171	172	1,000	791	1,091	
Weeks Claimed (Excl. Liable) <sup>3</sup>	32,391	41,667	33,410	42,367	185,166	145,723	224,333	
Oregon	32,391	39,249	33,410	39,788	174,849	136,978	212,053	
Interstate - Agent	0	2,418	0	2,579	10,317	8,745	12,280	
Interstate - Liable	1,682	2,025	1,740	2,045	8,797	6,842	10,423	
New Combined Wage Claims	112	105	97	115	625	454	581	
Non-monetary Determinations & Redeter.	1,940	1,994	1,930	2,105	10,193	7,189	10,428	
<b>PAYMENTS: REGULAR BENEFITS</b>								
First Payments	1,819	2,057	1,890	2,130	11,027	7,059	12,571	
Payments Issued	32,225	39,562	32,751	39,541	166,950	133,263	204,089	
Gross Amount of Payments (\$) <sup>3</sup>	\$9,900,439	\$11,784,096	\$9,987,307	\$11,748,441	\$50,760,864	\$40,489,468	\$60,398,333	
Average Check Amount (\$) <sup>3</sup>	\$307	298	\$305	297	\$304	\$304	296	
Number Exhausting Benefits	663	894	785	1,005	4,124	2,979	5,354	
<b>TRUST FUND</b>								
Balance (in Millions) (\$)	\$2,252.44	\$1,775.65	\$2,058.93	\$1,655.28	\$2,053.56	\$2,045.27	\$1,558.04	

<sup>1</sup> EB Trigger Graph: <http://www.oregon.gov/EMPLOY/BUDGET/UI/reports/102/TUR.pdf>

<sup>2</sup> NTUR: Unemployment Compensation Amendment Of 1992 specifies that a 2 month average NTUR be used to determine duration levels.

<sup>3</sup> Excludes WORKSHARE program

For current and historic UI reports, visit:

<http://www.oregon.gov/EMPLOY/BUDGET/UI/Pages/index.aspx>

<b>Week # :</b>	32
<b>Ending:</b>	August 9, 2014

	This Week	Last Week	Cumulative YTD
<b>EXTENDED BENEFITS (EB)</b>			
Initial Claims (Excl. Liable)	0	0	4
Weeks Claimed (Excl. Liable)	1	0	45
Gross Amount of Payments (\$)	\$0	\$0	\$1,052
Number Exhausting Benefits	0	0	0

Oregon HEB Trigger "OFF" 04/07/2012.

[http://www.workforcesecurity.doleta.gov/unemploy/claims\\_arch.asp](http://www.workforcesecurity.doleta.gov/unemploy/claims_arch.asp)

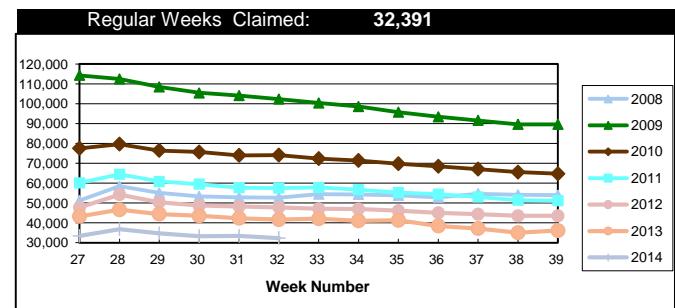
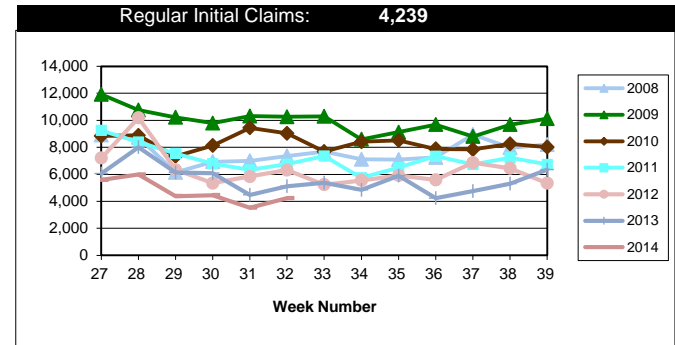
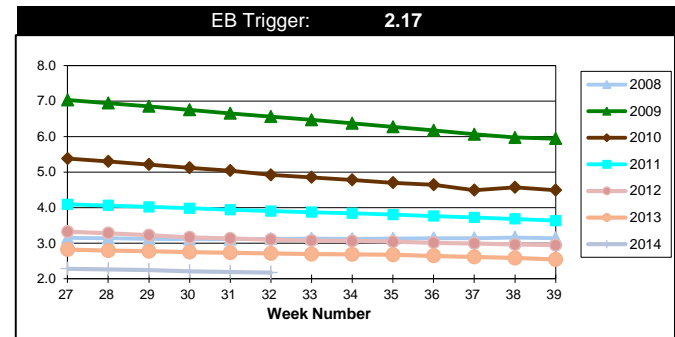
	This Week	Last Week	Cumulative YTD
<b>Misc Additional Benefits (AB)</b>			
Initial Claims (Excl. Liable)	0	0	4
Weeks Claimed (Excl. Liable)	1	6	102
Gross Amount of Payments (\$)	0	0	\$0
Number Exhausting Benefits	0	0	0

	This Week	Last Week	Cumulative YTD
<b>TRADE ADJUSTMENT ACT (TRA)</b>			
Training Plans	2	2	219
Initial Claims	5	8	319
Weeks Claimed	534	554	18,293
Gross Amount of TRA Payments (\$)	\$243,115	\$251,033	\$8,631,153
Certifications	0	0	8
Gross Amount of A/RTAA Payments (\$)	87,450	98,775	\$4,663,843

	This Week	Last Week	Cumulative YTD
<b>WORKSHARE PROGRAM (WS)</b>			
Initial Claims	25	0	1,312
Weeks Claimed	208	201	10,877
Gross Amount of Payments (\$)	\$19,775	\$19,658	\$1,003,319
# of Workshare Plans	138	137	4,557

	This Week	Last Week	Cumulative YTD
<b>TRAINING UI (TUI)</b>			
Applications Accepted	47	43	2,361
Approved	40	37	2,055
Weeks Claimed	1,176	1,234	74,065
Gross Amount of Payments (\$)	\$153,086	\$169,245	\$8,069,463

	This Week	Last Week	Cumulative YTD
<b>SUPPLEMENTAL UI for DISLOCATED WORKERS (SUD)</b>			
Initial Claims	26	43	2,714
Weeks Claimed	683	730	48,376
Gross Amount of Payments (\$)	\$255,068	\$248,218	\$16,939,020



For current and historic UI reports, visit:



<http://www.oregon.gov/EMPLOY/BUDGET/UI/Pages/index.asp>



(503) 947-1350



<b>Week # :</b>	<b>32</b>
<b>Ending:</b>	<b>August 9, 2014</b>

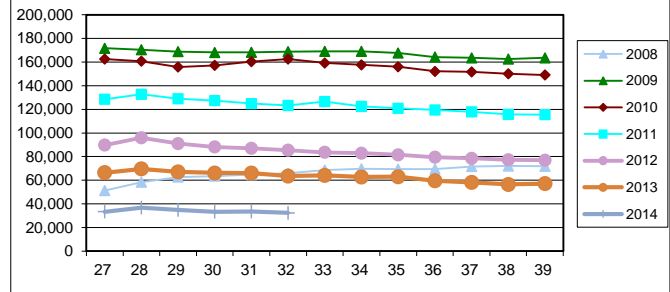
<b>SELF EMPLOYMENT (SEA) MONTHLY</b>		<b>July 2014</b>	<b>Cumulative</b>
Referred		68	533
Enrolled		68	533
Completed		54	377
<b>Weeks Claimed</b>	<b>326</b>	<b>1,669</b>	<b>10,422</b>
<b>Gross Amount of Payments (\$)</b>	<b>141,413</b>	<b>\$733,214</b>	<b>\$4,555,703</b>

These are MONTHLY counts; data in BOLD is weekly.

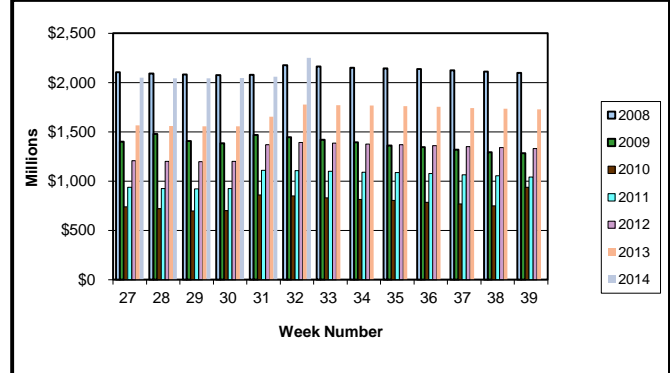
<b>EMERGENCY UNEMPLOYMENT COMPENSATION 08 (EUC08)</b>	<b>This Week</b>	<b>Last Week</b>	<b>Cumulative</b>
Initial Claims (Excl. Liable)	1	0	2,296
Weeks Claimed (Excl. Liable)	2	14	21,453
Gross Amount of Payments (\$)	\$1,366	\$1,409	\$8,037,967
Number Exhausting Tier 1 Benefits	0	0	388
Number Exhausting Tier 2 Benefits	0	0	470
Number Exhausting Tier Z Benefits (14th week of Tier 2)	0	0	493
Number Exhausting Tier 3 Benefits	0	0	567
Number Exhausting Tier 4 Benefits	0	0	78

EUC began 07/06/2008

**Total Weeks Claimed (Reg + EB + EUC + OEB+ Other Pgm 35,322**

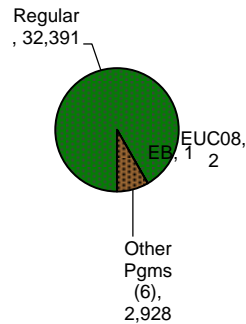
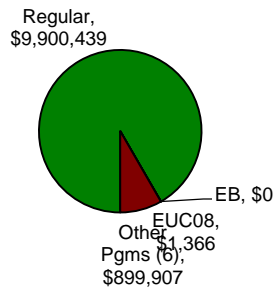


**Trust Fund Balance: \$2,252.44 (in millions)**

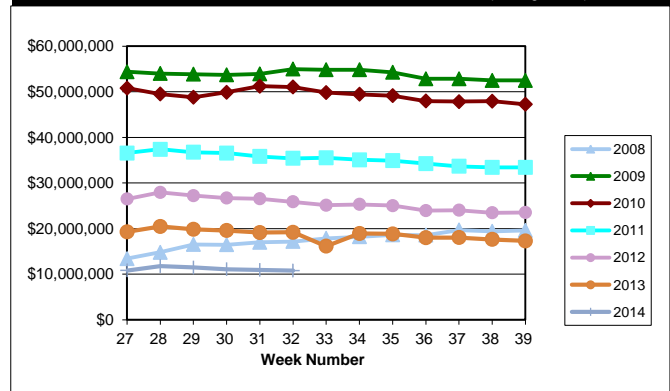


**Benefits Paid - By Program**  
**Total: \$10,801,712**

**Weeks Claimed - By Program**  
**Total: 35,322**



**Total Benefits Paid: \$10,801,712 (During Week)**



\* Other Programs Include AB, TRA, TAA, WS, TUI, SUD, SEA

For current and historic UI reports, visit:



<http://www.oregon.gov/EMPLOY/BUDGET/UI/Pages/index.asp>



(503) 947-1350

