

# UNEMPLOYMENT INSURANCE WEEKLY STATISTICS

State of Oregon  
EMPLOYMENT DEPARTMENT

UI Programs

(503) 947-1350



[www.WorkingInOregon.org](http://www.WorkingInOregon.org)

LABOR FORCE DATA					Last Month	Prior Month	Last Year
Oregon Civilian Labor Force					July 2014	June 2014	July 2013
Total Number Unemployed					1,965,255	1,943,566	1,943,465
UNEMPLOYMENT RATES (CIVILIAN) (%)					Labor Force & Rate Data: <a href="http://www.QualityInfo.org">www.QualityInfo.org</a>		
Total Unemployment:					7.00%	6.60%	7.70%
National					6.50%	6.30%	7.70%
Seasonally Adjusted:					6.90%	6.80%	7.80%
National					6.20%	6.10%	7.50%

Week # :	34	THIS WEEK		LAST WEEK		Last Month	Prior Month	Last Year
Ending:	August 23, 2014	2014	2013	2014	2013	July 2014	June 2014	July 2013
<b>UNEMPLOYMENT RATES (%)</b>								
Insured Unemployment: Oregon	2.01	2.55	2.05	2.62	2.50	2.03	3.66	
EB Trigger <sup>1</sup>	2.13	2.68	2.15	2.69				
Adjusted Insured Unemployment	2.79	3.56	2.80	3.58				
National Average TUR <sup>2</sup>	6.80	7.90	6.80	7.90				
<b>REGULAR CLAIMS (UI, UCFE, UCX)</b>								
Initial Claims (Excl. Liable) <sup>3</sup>	4,185	4,847	4,248	5,378	24,254	21,632	31,149	
Oregon - New	2,430	2,306	2,513	2,684	13,371	11,774	15,835	
Additional	1,755	2,230	1,735	2,401	10,883	9,858	13,682	
Interstate - Agent	0	311	0	293	0	0	1,632	
Interstate - Liable	181	192	204	227	1,000	791	1,091	
Weeks Claimed (Excl. Liable) <sup>3</sup>	31,493	41,051	32,052	42,169	185,166	145,723	224,333	
Oregon	31,493	38,697	32,052	39,593	174,849	136,978	212,053	
Interstate - Agent	0	2,354	0	2,576	10,317	8,745	12,280	
Interstate - Liable	1,729	2,044	1,731	2,021	8,797	6,842	10,423	
New Combined Wage Claims	90	76	111	117	625	454	581	
Non-monetary Determinations & Redeter.	1,864	2,049	1,858	1,961	10,193	7,189	10,428	
<b>PAYMENTS: REGULAR BENEFITS</b>								
First Payments	1,557	1,911	1,708	1,976	11,027	7,059	12,571	
Payments Issued	31,278	38,718	31,947	39,366	166,950	133,263	204,089	
Gross Amount of Payments (\$) <sup>3</sup>	\$9,600,506	\$11,571,263	\$9,805,607	\$11,667,880	\$50,760,864	\$40,489,468	\$60,398,333	
Average Check Amount (\$) <sup>3</sup>	\$307	299	\$307	296	\$304	\$304	296	
Number Exhausting Benefits	614	880	746	1,015	4,124	2,979	5,354	
<b>TRUST FUND</b>								
Balance (in Millions) (\$)	\$2,245.95	\$1,766.29	\$2,250.64	\$1,769.86	\$2,053.56	\$2,045.27	\$1,558.04	

<sup>1</sup> EB Trigger Graph: <http://www.oregon.gov/EMPLOY/BUDGET/UI/reports/102/TUR.pdf>

<sup>2</sup> NTUR: Unemployment Compensation Amendment Of 1992 specifies that a 2 month average NTUR be used to determine duration levels.

<sup>3</sup> Excludes WORKSHARE program

For current and historic UI reports, visit:

<http://www.oregon.gov/EMPLOY/BUDGET/UI/Pages/index.aspx>

<b>Week # :</b>	34
<b>Ending:</b>	August 23, 2014

	This Week	Last Week	Cumulative YTD
<b>EXTENDED BENEFITS (EB)</b>			
Initial Claims (Excl. Liable)	0	0	4
Weeks Claimed (Excl. Liable)	0	0	45
Gross Amount of Payments (\$)	\$0	\$0	\$1,052
Number Exhausting Benefits	0	0	0

Oregon HEB Trigger "OFF" 04/07/2012.

[http://www.workforcesecurity.doleta.gov/unemploy/claims\\_arch.asp](http://www.workforcesecurity.doleta.gov/unemploy/claims_arch.asp)

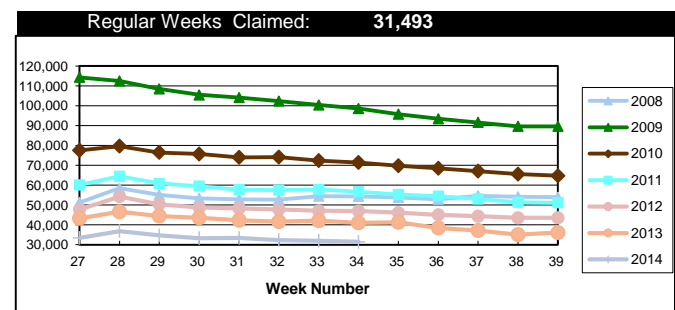
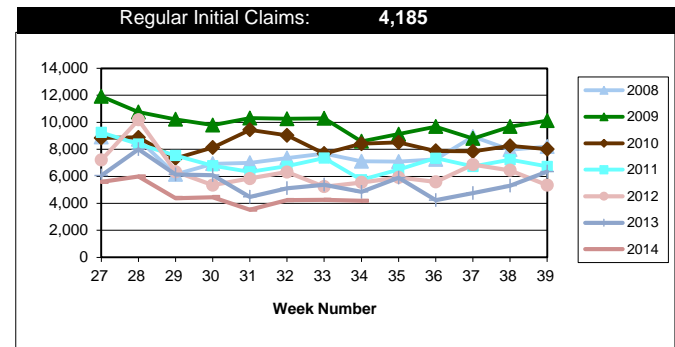
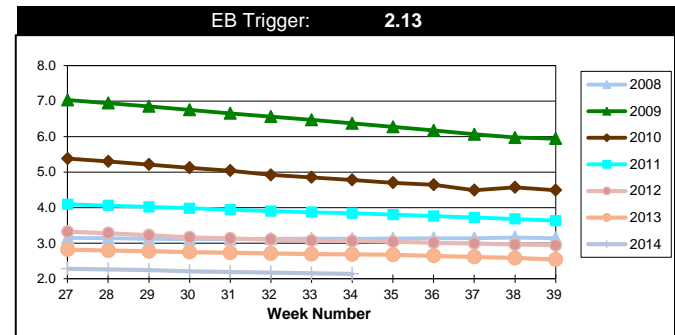
	This Week	Last Week	Cumulative YTD
<b>Misc Additional Benefits (AB)</b>			
Initial Claims (Excl. Liable)	0	0	4
Weeks Claimed (Excl. Liable)	2	2	106
Gross Amount of Payments (\$)	0	0	\$0
Number Exhausting Benefits	0	0	0

	This Week	Last Week	Cumulative YTD
<b>TRADE ADJUSTMENT ACT (TRA)</b>			
Training Plans	2	1	222
Initial Claims	20	20	343
Weeks Claimed	517	527	19,337
Gross Amount of TRA Payments (\$)	\$233,844	\$241,080	\$9,106,077
Certifications	0	0	8
Gross Amount of A/RTAA Payments (\$)	200,307	86,348	\$4,950,498

	This Week	Last Week	Cumulative YTD
<b>WORKSHARE PROGRAM (WS)</b>			
Initial Claims	20	25	1,357
Weeks Claimed	257	327	11,461
Gross Amount of Payments (\$)	\$21,343	\$27,280	\$1,051,942
# of Workshare Plans	139	139	4,835

	This Week	Last Week	Cumulative YTD
<b>TRAINING UI (TUI)</b>			
Applications Accepted	45	54	2,460
Approved	38	50	2,143
Weeks Claimed	1,096	1,143	76,304
Gross Amount of Payments (\$)	\$134,336	\$145,339	\$8,349,138

	This Week	Last Week	Cumulative YTD
<b>SUPPLEMENTAL UI for DISLOCATED WORKERS (SUD)</b>			
Initial Claims	31	33	2,778
Weeks Claimed	665	669	49,710
Gross Amount of Payments (\$)	\$247,421	\$250,000	\$17,436,441



For current and historic UI reports, visit:



<http://www.oregon.gov/EMPLOY/BUDGET/UI/Pages/index.asp>



(503) 947-1350



<b>Week # :</b>	34
<b>Ending:</b>	August 23, 2014

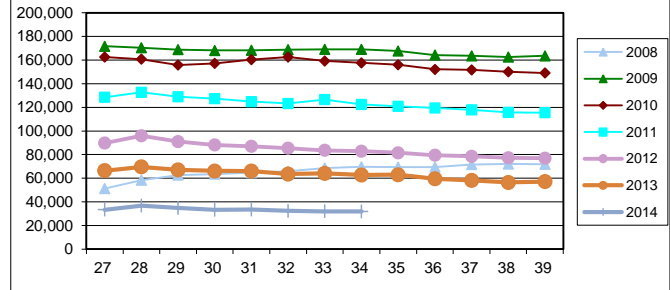
<b>SELF EMPLOYMENT (SEA) MONTHLY</b>		July 2014	Cumulative
Referred		68	592
Enrolled		68	592
Completed		54	422
<b>Weeks Claimed</b>	<b>314</b>	<b>1,669</b>	<b>11,057</b>
<b>Gross Amount of Payments (\$)</b>	<b>133,102</b>	<b>\$733,214</b>	<b>\$4,832,196</b>

These are MONTHLY counts; data in BOLD is weekly.

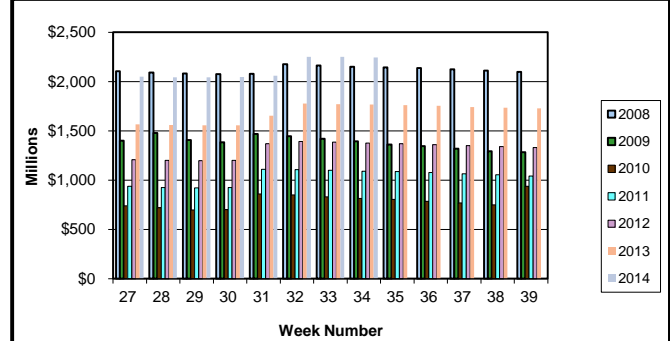
<b>EMERGENCY UNEMPLOYMENT COMPENSATION 08 (EUC08)</b>	This Week	Last Week	Cumulative
Initial Claims (Excl. Liable)	1	1	2,298
Weeks Claimed (Excl. Liable)	423	2	21,878
Gross Amount of Payments (\$)	\$0	\$683	\$8,038,650
Number Exhausting Tier 1 Benefits	0	2	390
Number Exhausting Tier 2 Benefits	0	0	470
Number Exhausting Tier Z Benefits (14th week of Tier 2)	0	0	493
Number Exhausting Tier 3 Benefits	0	0	567
Number Exhausting Tier 4 Benefits	0	0	78

EUC began 07/06/2008

**Total Weeks Claimed (Reg + EB + EUC + OEB+ Other Pgm 34,767**

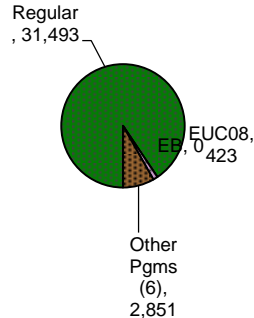
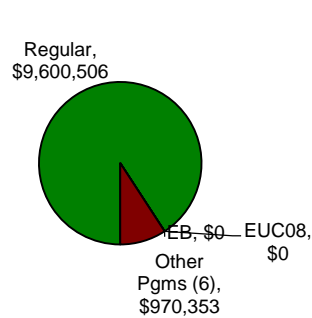


**Trust Fund Balance: \$2,245.95 (in millions)**

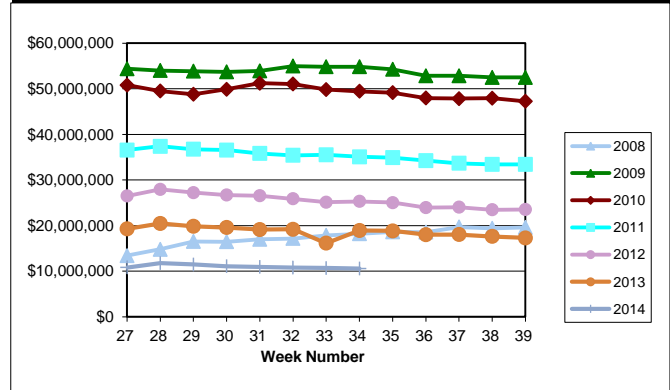


**Benefits Paid - By Program**  
Total: **\$10,570,859**

**Weeks Claimed - By Program**  
Total: **34,767**



**Total Benefits Paid: \$10,570,859 (During Week)**



\* Other Programs Include AB, TRA, TAA, WS, TUI, SUD, SEA

For current and historic UI reports, visit:



<http://www.oregon.gov/EMPLOY/BUDGET/UI/Pages/index.asp>



(503) 947-1350

