

# UNEMPLOYMENT INSURANCE WEEKLY STATISTICS

State of Oregon  
**EMPLOYMENT DEPARTMENT**  
 UI Programs

(503) 947-1350



[www.WorkingInOregon.org](http://www.WorkingInOregon.org)

LABOR FORCE DATA		Last Month	Prior Month	Last Year
		August 2014	July 2014	August 2013
Oregon Civilian Labor Force		1,972,660	1,964,094	1,936,983
Total Number Unemployed		141,710	137,028	144,601
UNEMPLOYMENT RATES (CIVILIAN) (%)		Labor Force & Rate Data: <a href="http://www.QualityInfo.org">www.QualityInfo.org</a>		
Total Unemployment:	Oregon	7.20%	7.00%	7.50%
	National	6.30%	6.50%	7.30%
Seasonally Adjusted:	Oregon	7.20%	6.90%	7.70%
	National	6.10%	6.20%	7.20%

Week # :	36	THIS WEEK		LAST WEEK		Last Month	Prior Month	Last Year
	Ending:	2014	2013	2014	2013	August 2014	July 2014	August 2013
<b>UNEMPLOYMENT RATES (%)</b>								
Insured Unemployment: Oregon	1.94	2.39	1.99	2.56	1.86	2.50	2.87	
EB Trigger <sup>1</sup>	2.10	2.64	2.12	2.67				
Adjusted Insured Unemployment	2.71	3.46	2.77	3.55				
National Average TUR <sup>2</sup>	6.90	7.90	6.90	7.90				
<b>REGULAR CLAIMS (UI, UCFE, UCX)</b>								
Initial Claims (Excl. Liable) <sup>3</sup>	3,597	4,234	4,298	5,903	17,151	24,254	21,466	
Oregon - New	1,577	1,526	2,392	3,345	9,967	13,371	10,861	
Additional	2,020	2,403	1,906	2,241	7,184	10,883	9,384	
Interstate - Agent	0	305	0	317	0	0	1,221	
Interstate - Liable	155	148	183	223	800	1,000	868	
Weeks Claimed (Excl. Liable) <sup>3</sup>	30,287	38,508	31,194	41,318	137,668	185,166	169,414	
Oregon	30,287	36,360	31,194	38,872	129,543	174,849	159,620	
Interstate - Agent	0	2,148	0	2,446	8,125	10,317	9,794	
Interstate - Liable	1,690	1,921	1,708	2,076	6,850	8,797	8,166	
New Combined Wage Claims	81	80	83	110	396	625	507	
Non-monetary Determinations & Redeter.	1,561	1,359	2,010	2,035	7,762	10,193	8,039	
<b>PAYMENTS: REGULAR BENEFITS</b>								
First Payments	1,491	1,623	1,522	1,868	6,606	11,027	8,681	
Payments Issued	29,765	36,051	30,797	38,475	126,247	166,950	156,121	
Gross Amount of Payments (\$) <sup>3</sup>	\$9,261,725	10,887,229	\$9,476,608	11,491,719	\$38,783,160	\$50,760,864	46,514,958	
Average Check Amount (\$) <sup>3</sup>	\$311	302	\$308	299	\$307	\$304	298	
Number Exhausting Benefits	676	873	688	958	2,711	4,124	3,865	
<b>TRUST FUND</b>								
Balance (in Millions) (\$)	\$2,233.52	\$1,754.04	\$2,240.08	\$1,760.6	\$2,240.08	\$2,053.56	\$1,760.6	

<sup>1</sup> EB Trigger Graph: <http://www.oregon.gov/EMPLOY/BUDGET/UI/reports/102/TUR.pdf>

<sup>2</sup> NTUR: Unemployment Compensation Amendment Of 1992 specifies that a 2 month average NTUR be used to determine duration levels.

<sup>3</sup> Excludes WORKSHARE program

For current and historic UI reports, visit:

<http://www.oregon.gov/EMPLOY/BUDGET/UI/Pages/index.aspx>

<b>Week # :</b>	36
<b>Ending:</b>	September 6, 2014

	This Week	Last Week	Cumulative YTD
<b>EXTENDED BENEFITS (EB)</b>			
Initial Claims (Excl. Liable)	0	0	4
Weeks Claimed (Excl. Liable)	0	0	45
Gross Amount of Payments (\$)	\$0	\$0	\$1,052
Number Exhausting Benefits	0	0	0

Oregon HEB Trigger "OFF" 04/07/2012.

[http://www.workforcesecurity.doleta.gov/unemploy/claims\\_arch.asp](http://www.workforcesecurity.doleta.gov/unemploy/claims_arch.asp)

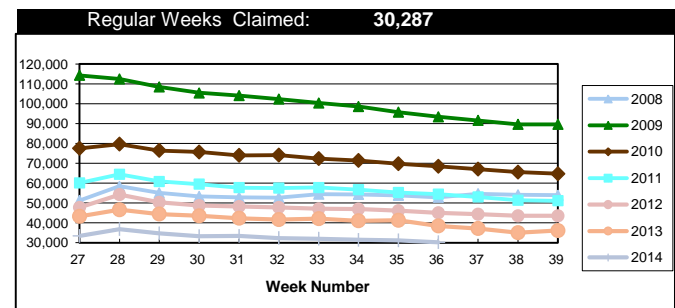
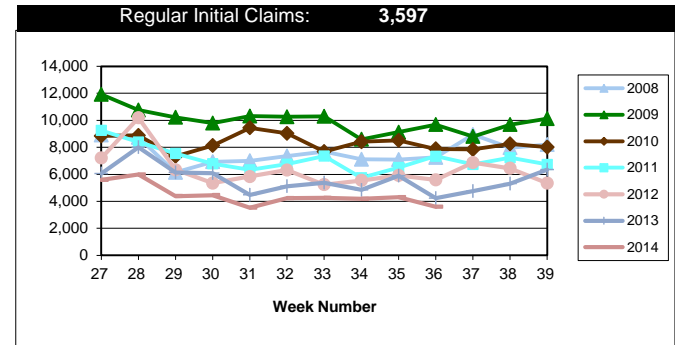
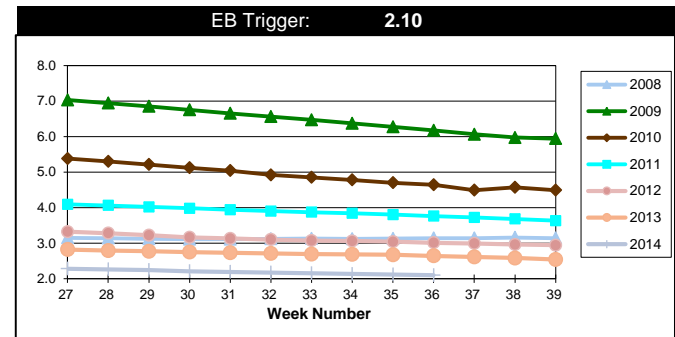
	This Week	Last Week	Cumulative YTD
<b>Misc Additional Benefits (AB)</b>			
Initial Claims (Excl. Liable)	0	0	4
Weeks Claimed (Excl. Liable)	2	2	108
Gross Amount of Payments (\$)	0	0	\$0
Number Exhausting Benefits	0	0	0

	This Week	Last Week	Cumulative YTD
<b>TRADE ADJUSTMENT ACT (TRA)</b>			
Training Plans	5	4	226
Initial Claims	2	3	346
Weeks Claimed	517	514	19,851
Gross Amount of TRA Payments (\$)	\$237,213	\$229,512	\$9,335,589
Certifications	0	0	8
Gross Amount of A/RTAA Payments (\$)	28,394	155,255	\$5,105,753

	This Week	Last Week	Cumulative YTD
<b>WORKSHARE PROGRAM (WS)</b>			
Initial Claims	25	57	1,414
Weeks Claimed	211	354	11,815
Gross Amount of Payments (\$)	\$19,227	\$31,925	\$1,083,867
# of Workshare Plans	135	136	4,971

	This Week	Last Week	Cumulative YTD
<b>TRAINING UI (TUI)</b>			
Applications Accepted	0	25	2,485
Approved	0	22	2,165
Weeks Claimed	1,048	1,061	77,365
Gross Amount of Payments (\$)	\$122,087	\$123,709	\$8,472,847

	This Week	Last Week	Cumulative YTD
<b>SUPPLEMENTAL UI for DISLOCATED WORKERS (SUD)</b>			
Initial Claims	21	29	2,807
Weeks Claimed	652	695	50,405
Gross Amount of Payments (\$)	\$246,904	\$244,918	\$17,681,359



For current and historic UI reports, visit:



<http://www.oregon.gov/EMPLOY/BUDGET/UI/Pages/index.asp>



(503) 947-1350



<b>Week # :</b>	<b>36</b>
<b>Ending:</b>	<b>September 6, 2014</b>

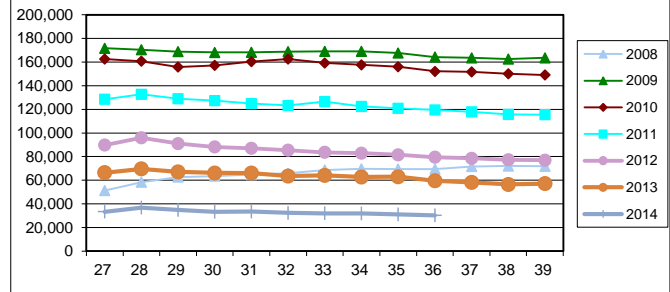
<b>SELF EMPLOYMENT (SEA) MONTHLY</b>		<b>August 2014</b>	<b>Cumulative</b>
Referred		59	592
Enrolled		59	592
Completed		45	422
<b>Weeks Claimed</b>	<b>307</b>	<b>1,275</b>	<b>11,371</b>
<b>Gross Amount of Payments (\$)</b>	<b>132,366</b>	<b>\$553,537</b>	<b>\$4,967,827</b>

These are MONTHLY counts; data in BOLD is weekly.

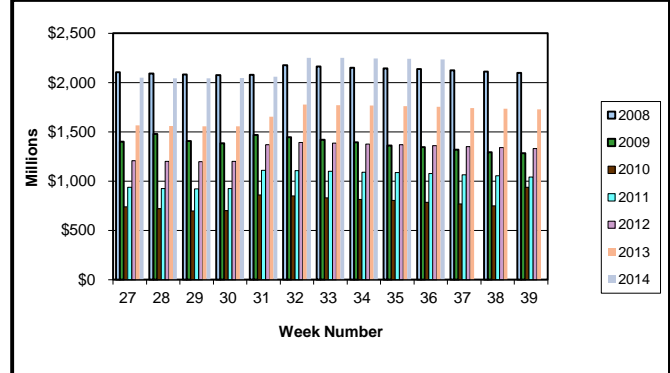
<b>EMERGENCY UNEMPLOYMENT COMPENSATION 08 (EUC08)</b>	<b>This Week</b>	<b>Last Week</b>	<b>Cumulative</b>
Initial Claims (Excl. Liable)	2	1	2,299
Weeks Claimed (Excl. Liable)	0	1	21,879
Gross Amount of Payments (\$)	\$2,377	\$0	\$8,038,650
Number Exhausting Tier 1 Benefits	0	0	390
Number Exhausting Tier 2 Benefits	0	0	470
Number Exhausting Tier Z Benefits (14th week of Tier 2)	0	0	493
Number Exhausting Tier 3 Benefits	0	0	567
Number Exhausting Tier 4 Benefits	0	0	78

EUC began 07/06/2008

**Total Weeks Claimed (Reg + EB + EUC + OEB+ Other Pgm 33,024**

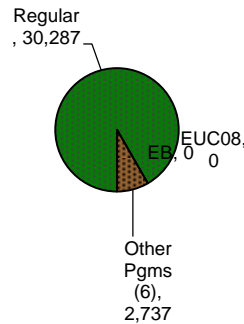
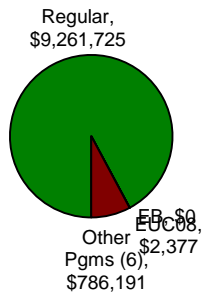


**Trust Fund Balance: \$2,233.52 (in millions)**

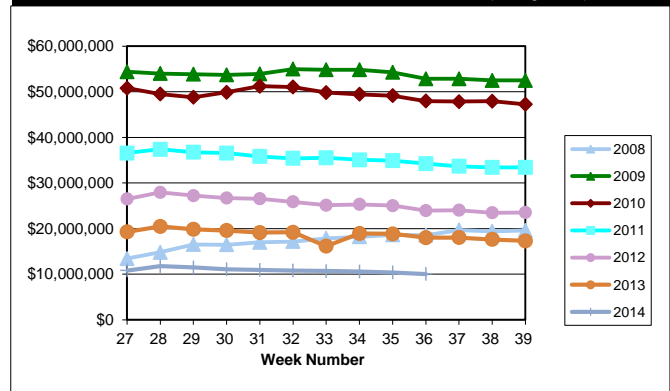


**Benefits Paid - By Program**  
**Total: \$10,050,293**

**Weeks Claimed - By Program**  
**Total: 33,024**



**Total Benefits Paid: \$10,050,293 (During Week)**



\* Other Programs Include AB, TRA, TAA, WS, TUI, SUD, SEA

For current and historic UI reports, visit:



<http://www.oregon.gov/EMPLOY/BUDGET/UI/Pages/index.asp>



(503) 947-1350

