

# UNEMPLOYMENT INSURANCE WEEKLY STATISTICS

State of Oregon  
EMPLOYMENT DEPARTMENT

UI Programs

(503) 947-1350



[www.WorkingInOregon.org](http://www.WorkingInOregon.org)

LABOR FORCE DATA		Last Month	Prior Month	Last Year
		August 2014	July 2014	August 2013
Oregon Civilian Labor Force		1,972,660	1,964,094	1,936,983
Total Number Unemployed		141,710	137,028	144,601
UNEMPLOYMENT RATES (CIVILIAN) (%)		Labor Force & Rate Data: <a href="http://www.QualityInfo.org">www.QualityInfo.org</a>		
Total Unemployment:	Oregon	7.20%	7.00%	7.50%
	National	6.30%	6.50%	7.30%
Seasonally Adjusted:	Oregon	7.20%	6.90%	7.70%
	National	6.10%	6.20%	7.20%

Week # :	37	THIS WEEK		LAST WEEK		Last Month	Prior Month	Last Year
	Ending:	2014	2013	2014	2013	August 2014	July 2014	August 2013
September 13, 2014								
UNEMPLOYMENT RATES (%)								
Insured Unemployment: Oregon		1.88	2.31	1.94	2.39	1.86	2.50	2.87
EB Trigger <sup>1</sup>		2.08	2.61	2.10	2.64			
Adjusted Insured Unemployment		2.69	3.44	2.71	3.46			
National Average TUR <sup>2</sup>		6.90	7.90	6.90	7.90			
REGULAR CLAIMS (UI, UCFE, UCX)								
Initial Claims (Excl. Liable) <sup>3</sup>		5,238	4,763	3,597	4,234	17,151	24,254	21,466
Oregon - New		3,218	2,052	1,577	1,526	9,967	13,371	10,861
Additional		2,020	2,512	2,020	2,403	7,184	10,883	9,384
Interstate - Agent		0	199	0	305	0	0	1,221
Interstate - Liable		211	168	155	148	800	1,000	868
Weeks Claimed (Excl. Liable) <sup>3</sup>		29,353	37,170	30,287	38,508	137,668	185,166	169,414
Oregon		29,353	34,945	30,287	36,360	129,543	174,849	159,620
Interstate - Agent		0	2,225	0	2,148	8,125	10,317	9,794
Interstate - Liable		1,706	1,905	1,690	1,921	6,850	8,797	8,166
New Combined Wage Claims		121	97	81	80	396	625	507
Non-monetary Determinations & Redeter.		2,148	2,089	1,561	1,359	7,762	10,193	8,039
PAYMENTS: REGULAR BENEFITS								
First Payments		1,639	1,609	1,491	1,623	6,606	11,027	8,681
Payments Issued		29,118	35,479	29,765	36,051	126,247	166,950	156,121
Gross Amount of Payments (\$) <sup>3</sup>		\$9,232,428	10,797,189	\$9,261,725	10,887,229	\$38,783,160	\$50,760,864	46,514,958
Average Check Amount (\$) <sup>3</sup>		\$317	304	\$311	302	\$307	\$304	298
Number Exhausting Benefits		778	1,008	676	873	2,711	4,124	3,865
TRUST FUND								
Balance (in Millions) (\$)		\$2,221.7	\$1,742.14	\$2,233.52	\$1,754.04	\$2,240.08	\$2,053.56	\$1,760.6

<sup>1</sup> EB Trigger Graph: <http://www.oregon.gov/EMPLOY/BUDGET/UI/reports/102/TUR.pdf>

<sup>2</sup> NTUR: Unemployment Compensation Amendment Of 1992 specifies that a 2 month average NTUR be used to determine duration levels.

<sup>3</sup> Excludes WORKSHARE program

For current and historic UI reports, visit:

<http://www.oregon.gov/EMPLOY/BUDGET/UI/Pages/index.aspx>

<b>Week # :</b>	<b>37</b>
<b>Ending:</b>	<b>September 13, 2014</b>

	<b>This Week</b>	<b>Last Week</b>	<b>Cumulative YTD</b>
<b>EXTENDED BENEFITS (EB)</b>			
Initial Claims (Excl. Liable)	0	0	4
Weeks Claimed (Excl. Liable)	0	0	45
Gross Amount of Payments (\$)	\$0	\$0	\$1,052
Number Exhausting Benefits	0	0	0

Oregon HEB Trigger "OFF" 04/07/2012.

[http://www.workforcesecurity.doleta.gov/unemploy/claims\\_arch.asp](http://www.workforcesecurity.doleta.gov/unemploy/claims_arch.asp)

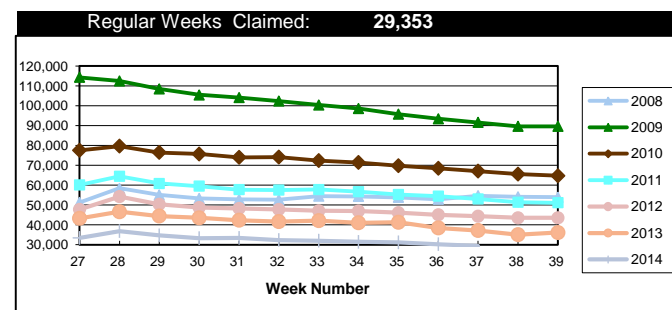
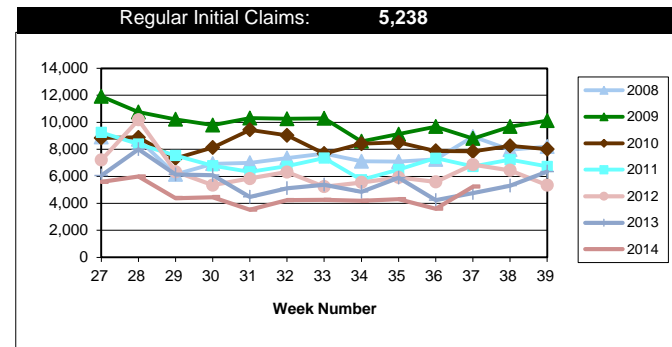
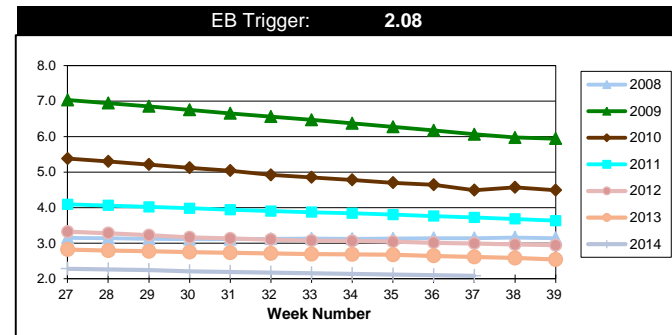
<b>Misc Additional Benefits (AB)</b>			
Initial Claims (Excl. Liable)	0	0	4
Weeks Claimed (Excl. Liable)	3	2	113
Gross Amount of Payments (\$)	0	0	\$0
Number Exhausting Benefits	0	0	0

<b>TRADE ADJUSTMENT ACT (TRA)</b>			
Training Plans	16	5	247
Initial Claims	32	2	380
Weeks Claimed	510	517	20,878
Gross Amount of TRA Payments (\$)	\$224,372	\$237,213	\$9,797,174
Certifications	0	0	8
Gross Amount of A/RTAA Payments (\$)	45,369	28,394	\$5,179,516

<b>WORKSHARE PROGRAM (WS)</b>			
Initial Claims	82	25	1,521
Weeks Claimed	281	211	12,307
Gross Amount of Payments (\$)	\$17,350	\$19,227	\$1,120,444
# of Workshare Plans	134	135	5,240

<b>TRAINING UI (TUI)</b>			
Applications Accepted	77	0	2,628
Approved	64	0	2,286
Weeks Claimed	1,005	1,048	79,418
Gross Amount of Payments (\$)	\$121,918	\$122,087	\$8,716,852

<b>SUPPLEMENTAL UI for DISLOCATED WORKERS (SUD)</b>			
Initial Claims	33	21	2,861
Weeks Claimed	632	652	51,689
Gross Amount of Payments (\$)	\$239,090	\$246,904	\$18,167,353



For current and historic UI reports, visit:



<http://www.oregon.gov/EMPLOY/BUDGET/UI/Pages/index.asp>



(503) 947-1350



<b>Week # :</b>	<b>37</b>
<b>Ending:</b>	<b>September 13, 2014</b>

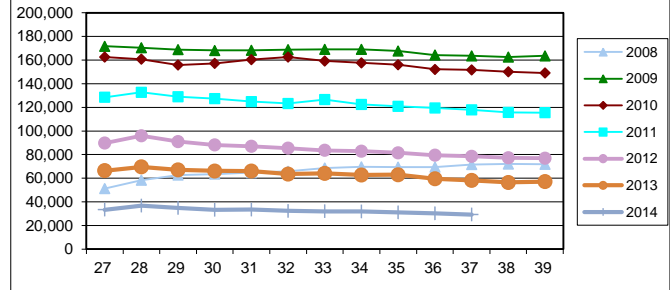
<b>SELF EMPLOYMENT (SEA) MONTHLY</b>		<b>August 2014</b>	<b>Cumulative</b>
Referred		59	592
Enrolled		59	592
Completed		45	422
<b>Weeks Claimed</b>	<b>313</b>	<b>1,275</b>	<b>11,991</b>
<b>Gross Amount of Payments (\$)</b>	<b>139,329</b>	<b>\$553,537</b>	<b>\$5,239,522</b>

These are MONTHLY counts; data in BOLD is weekly.

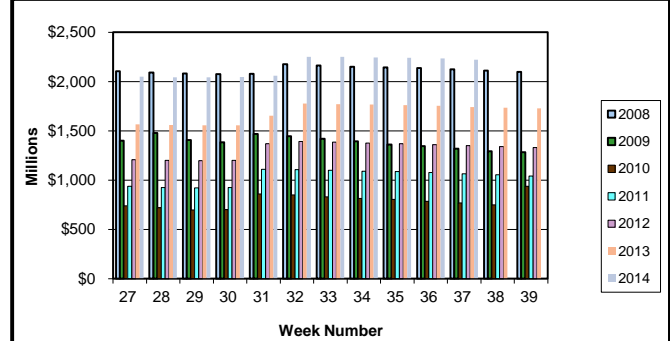
<b>EMERGENCY UNEMPLOYMENT COMPENSATION 08 (EUC08)</b>	<b>This Week</b>	<b>Last Week</b>	<b>Cumulative</b>
Initial Claims (Excl. Liable)	1	2	2,302
Weeks Claimed (Excl. Liable)	1	0	21,880
Gross Amount of Payments (\$)	\$0	\$2,377	\$8,041,027
Number Exhausting Tier 1 Benefits	0	0	390
Number Exhausting Tier 2 Benefits	0	0	470
Number Exhausting Tier Z Benefits (14th week of Tier 2)	0	0	493
Number Exhausting Tier 3 Benefits	0	0	567
Number Exhausting Tier 4 Benefits	0	0	78

EUC began 07/06/2008

**Total Weeks Claimed (Reg + EB + EUC + OEB+ Other Pgm 32,098**

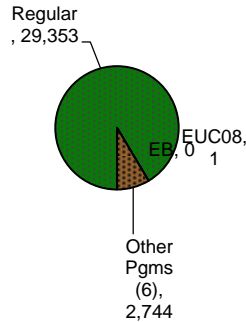
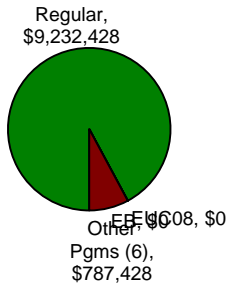


**Trust Fund Balance: \$2,221.7 (in millions)**

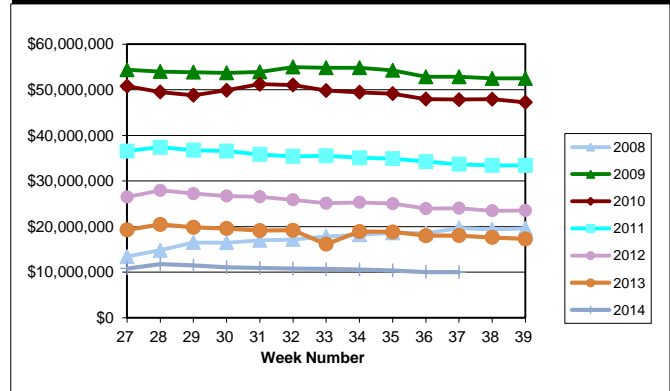


**Benefits Paid - By Program**  
**Total: \$10,019,856**

**Weeks Claimed - By Program**  
**Total: 32,098**



**Total Benefits Paid: \$10,019,856 (During Week)**



\* Other Programs Include AB, TRA, TAA, WS, TUI, SUD, SEA

For current and historic UI reports, visit:



<http://www.oregon.gov/EMPLOY/BUDGET/UI/Pages/index.asp>



(503) 947-1350

