

UNEMPLOYMENT INSURANCE WEEKLY STATISTICS

State of Oregon
EMPLOYMENT DEPARTMENT

UI Programs

(503) 947-1350



www.WorkingInOregon.org

LABOR FORCE DATA					Last Month	Prior Month	Last Year
					August 2014	July 2014	August 2013
Oregon Civilian Labor Force					1,972,660	1,964,094	1,936,983
Total Number Unemployed					141,710	137,028	144,601
UNEMPLOYMENT RATES (CIVILIAN) (%)					Labor Force & Rate Data: www.QualityInfo.org		
Total Unemployment:					7.20%	7.00%	7.50%
National					6.30%	6.50%	7.30%
Seasonally Adjusted:					7.20%	6.90%	7.70%
National					6.10%	6.20%	7.20%

Week # :	39	THIS WEEK		LAST WEEK		Last Month	Prior Month	Last Year
Ending:	September 27, 2014	2014	2013	2014	2013	August 2014	July 2014	August 2013
UNEMPLOYMENT RATES (%)								
Insured Unemployment: Oregon	1.84	2.25	1.86	2.18	1.86	2.50	2.87	
EB Trigger ¹	2.04	2.54	2.07	2.58				
Adjusted Insured Unemployment	2.64	3.37	2.67	3.40				
National Average TUR ²	6.90	8.00	6.90	7.90				
REGULAR CLAIMS (UI, UCFE, UCX)								
Initial Claims (Excl. Liable) ³	4,346	6,345	4,417	5,311	17,151	24,254	21,466	
Oregon - New	2,443	3,686	2,558	2,989	9,967	13,371	10,861	
Additional	1,903	2,414	1,859	2,058	7,184	10,883	9,384	
Interstate - Agent	0	245	0	264	0	0	1,221	
Interstate - Liable	164	256	197	196	800	1,000	868	
Weeks Claimed (Excl. Liable) ³	28,633	36,141	28,992	35,142	137,668	185,166	169,414	
Oregon	28,633	33,548	28,992	33,222	129,543	174,849	159,620	
Interstate - Agent	0	2,593	0	1,920	8,125	10,317	9,794	
Interstate - Liable	1,680	1,909	1,710	1,896	6,850	8,797	8,166	
New Combined Wage Claims	91	91	119	79	396	625	507	
Non-monetary Determinations & Redeter.	1,727	1,904	1,836	1,886	7,762	10,193	8,039	
PAYMENTS: REGULAR BENEFITS								
First Payments	1,654	1,689	1,772	1,812	6,606	11,027	8,681	
Payments Issued	27,935	33,351	28,353	33,835	126,247	166,950	156,121	
Gross Amount of Payments (\$) ³	\$8,954,212	10,213,805	\$9,018,540	10,364,994	\$38,783,160	\$50,760,864	46,514,958	
Average Check Amount (\$) ³	\$321	306	\$318	306	\$307	\$304	298	
Number Exhausting Benefits	672	818	678	901	2,711	4,124	3,865	
TRUST FUND								
Balance (in Millions) (\$)	\$2,210.31	\$1,727.28	\$2,215.92	\$1,734.67	\$2,240.08	\$2,053.56	\$1,760.6	

¹ EB Trigger Graph: <http://www.oregon.gov/EMPLOY/BUDGET/UI/reports/102/TUR.pdf>

² NTUR: Unemployment Compensation Amendment Of 1992 specifies that a 2 month average NTUR be used to determine duration levels.

³ Excludes WORKSHARE program

For current and historic UI reports, visit:

<http://www.oregon.gov/EMPLOY/BUDGET/UI/Pages/index.aspx>

Week # :	39
Ending:	September 27, 2014

	This Week	Last Week	Cumulative YTD
EXTENDED BENEFITS (EB)			
Initial Claims (Excl. Liable)	0	0	4
Weeks Claimed (Excl. Liable)	0	0	45
Gross Amount of Payments (\$)	\$0	\$0	\$1,052
Number Exhausting Benefits	0	0	0

Oregon HEB Trigger "OFF" 04/07/2012.

http://www.workforcesecurity.doleta.gov/unemploy/claims_arch.asp

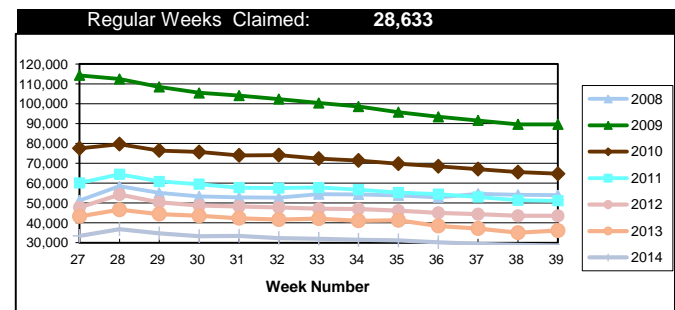
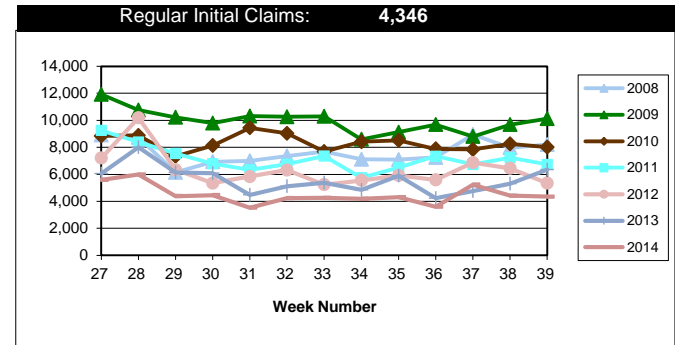
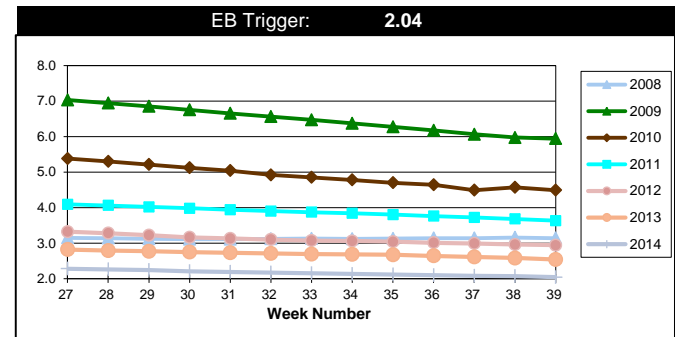
Misc Additional Benefits (AB)			
Initial Claims (Excl. Liable)	0	0	4
Weeks Claimed (Excl. Liable)	1	1	115
Gross Amount of Payments (\$)	0	0	\$0
Number Exhausting Benefits	0	0	0

TRADE ADJUSTMENT ACT (TRA)			
Training Plans	9	8	264
Initial Claims	6	2	388
Weeks Claimed	499	493	21,870
Gross Amount of TRA Payments (\$)	\$219,560	\$220,124	\$10,236,858
Certifications	0	0	8
Gross Amount of A/RTAA Payments (\$)	80,193	53,060	\$5,312,768

WORKSHARE PROGRAM (WS)			
Initial Claims	7	21	1,549
Weeks Claimed	266	161	12,734
Gross Amount of Payments (\$)	\$20,797	\$14,174	\$1,155,415
# of Workshare Plans	132	132	5,504

TRAINING UI (TUI)			
Applications Accepted	99	96	2,823
Approved	94	86	2,466
Weeks Claimed	959	960	81,337
Gross Amount of Payments (\$)	\$113,681	\$110,787	\$8,941,320

SUPPLEMENTAL UI for DISLOCATED WORKERS (SUD)			
Initial Claims	48	25	2,934
Weeks Claimed	607	608	52,904
Gross Amount of Payments (\$)	\$227,892	\$229,107	\$18,624,352



For current and historic UI reports, visit:



<http://www.oregon.gov/EMPLOY/BUDGET/UI/Pages/index.asp>



(503) 947-1350



Week # :	39
Ending:	September 27, 2014

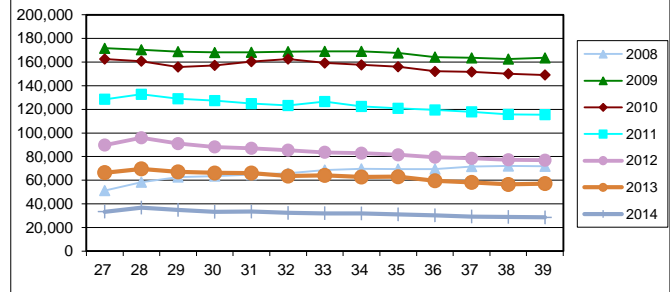
SELF EMPLOYMENT (SEA) MONTHLY			
		August 2014	Cumulative
Referred		59	651
Enrolled		59	651
Completed		45	481
Weeks Claimed	297	1,275	12,576
Gross Amount of Payments (\$)	127,706	\$553,537	\$5,492,093

These are MONTHLY counts; data in BOLD is weekly.

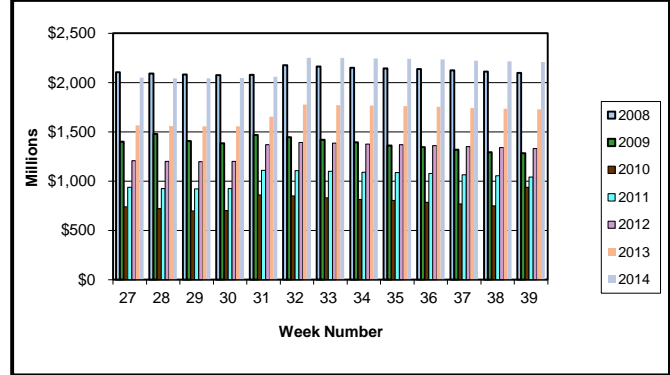
EMERGENCY UNEMPLOYMENT COMPENSATION 08 (EUC08)	This Week	Last Week	Cumulative
Initial Claims (Excl. Liable)	1	1	2,304
Weeks Claimed (Excl. Liable)	0	28	21,908
Gross Amount of Payments (\$)	\$3,222	\$0	\$8,044,249
Number Exhausting Tier 1 Benefits	0	0	390
Number Exhausting Tier 2 Benefits	0	0	470
Number Exhausting Tier Z Benefits (14th week of Tier 2)	0	0	493
Number Exhausting Tier 3 Benefits	0	0	567
Number Exhausting Tier 4 Benefits	0	0	78

EUC began 07/06/2008

Total Weeks Claimed (Reg + EB + EUC + OEB+ Other Pgm 31,262

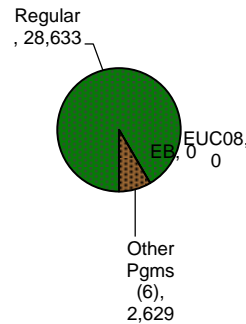
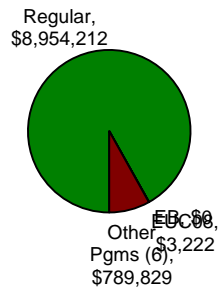


Trust Fund Balance: \$2,210.31 (in millions)

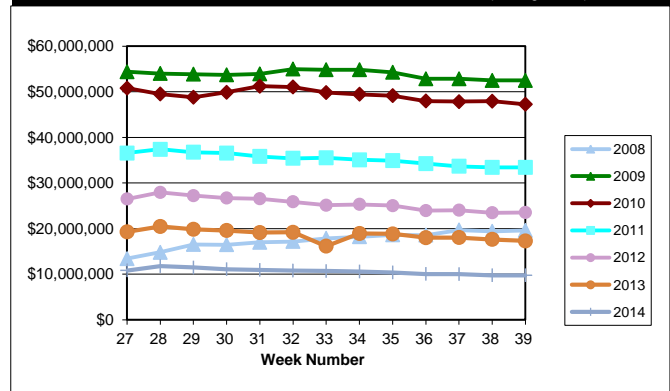


Benefits Paid - By Program
Total: **\$9,747,263**

Weeks Claimed - By Program
Total: **31,262**



Total Benefits Paid: \$9,747,263 (During Week)



* Other Programs Include AB, TRA, TAA, WS, TUI, SUD, SEA

For current and historic UI reports, visit:



<http://www.oregon.gov/EMPLOY/BUDGET/UI/Pages/index.asp>



(503) 947-1350

