

UNEMPLOYMENT INSURANCE WEEKLY STATISTICS

State of Oregon
EMPLOYMENT DEPARTMENT

UI Programs

☎ (503) 947-1350



🌐 www.WorkingInOregon.org

					Last Month	Prior Month	Last Year
LABOR FORCE DATA					September 2014	August 2014	September 2013
Oregon Civilian Labor Force					1,952,263	1,971,365	1,928,004
Total Number Unemployed					119,815	140,258	130,548
UNEMPLOYMENT RATES (CIVILIAN) (%)					Labor Force & Rate Data: www.QualityInfo.org		
Total Unemployment:					6.10%	7.10%	6.80%
Seasonally Adjusted:					5.70%	6.30%	7.00%
					7.10%	7.10%	7.60%
					5.90%	6.10%	7.20%
Week # :	47				Last Month	Prior Month	Last Year
Ending:	November 22, 2014				October 2014	September 2014	October 2013
		THIS WEEK		LAST WEEK			
		2014	2013	2014	2013		
UNEMPLOYMENT RATES (%)							
Insured Unemployment: Oregon	2.13	2.63	2.07	2.51	2.01	1.78	3.22
EB Trigger ¹	1.93	2.38	1.92	2.37			
Adjusted Insured Unemployment	2.46	3.12	2.45	3.11			
National Average TUR ²	7.10	7.90	7.00	8.00			
REGULAR CLAIMS (UI, UCFE, UCX)							
Initial Claims (Excl. Liable) ³	6,858	7,424	4,608	6,037	24,529	17,824	28,531
Oregon - New	3,980	4,514	2,196	3,107	13,342	9,963	14,264
Additional	2,878	2,910	2,412	2,930	11,187	7,861	12,763
Interstate - Agent	0	0	0	0	0	0	1,504
Interstate - Liable	254	312	223	241	957	727	1,048
Weeks Claimed (Excl. Liable) ³	33,588	40,354	32,559	38,602	144,904	127,362	171,738
Oregon	33,588	40,354	32,559	38,602	135,931	119,533	160,585
Interstate - Agent	0	0	0	0	8,973	7,829	11,153
Interstate - Liable	1,893	2,264	1,877	2,146	7,559	6,786	8,812
New Combined Wage Claims	143	233	115	129	557	412	787
Non-monetary Determinations & Redeter.	1,746	2,129	1,034	1,583	5,812	7,272	7,699
PAYMENTS: REGULAR BENEFITS							
First Payments	2,508	3,088	1,801	2,240	8,463	6,556	10,753
Payments Issued	33,277	40,289	30,816	37,302	128,431	115,171	154,879
Gross Amount of Payments (\$) ³	\$10,320,290	\$11,968,882	\$9,703,116	\$11,276,204	\$40,230,275	\$36,466,905	\$46,319,343
Average Check Amount (\$) ³	\$310	297	\$315	302	\$313	\$317	299
Number Exhausting Benefits	641	864	643	939	2,572	2,804	3,641
TRUST FUND							
Balance (in Millions) (\$)	\$2,352.17	\$1,870.77	\$2,356.52	\$1,873.96	\$2,347.62	\$2,204.1	\$1,863.02

¹ EB Trigger Graph: <http://www.oregon.gov/EMPLOY/BUDGET/UI/reports/102/IUR.pdf>

² NTUR: Unemployment Compensation Amendment Of 1992 specifies that a 2 month average NTUR be used to determine duration levels.

³ Excludes WORKSHARE program

For current and historic UI reports, visit:

<http://www.oregon.gov/EMPLOY/BUDGET/UI/Pages/index.aspx>

Week # :	47
Ending:	November 22, 2014

	This Week	Last Week	Cumulative YTD
EXTENDED BENEFITS (EB)			
Initial Claims (Excl. Liable)	0	0	5
Weeks Claimed (Excl. Liable)	0	0	45
Gross Amount of Payments (\$)	\$0	\$493	\$1,545
Number Exhausting Benefits	0	1	1

Oregon HEB Trigger "OFF" 04/07/2012.

http://www.workforcesecurity.doleta.gov/unemploy/claims_arch.asp

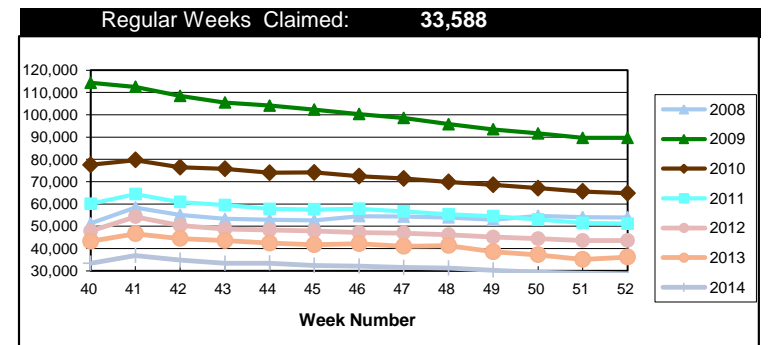
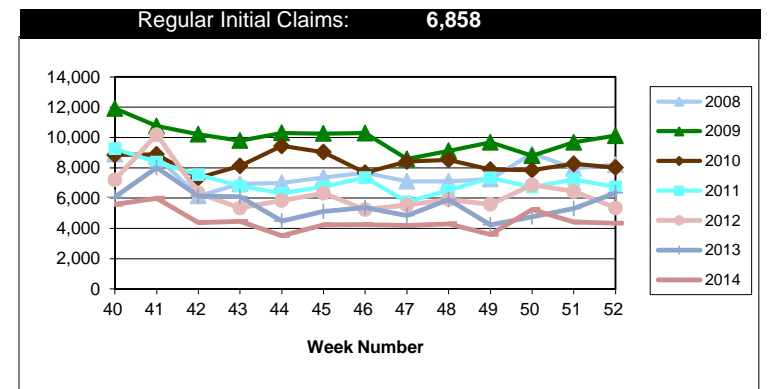
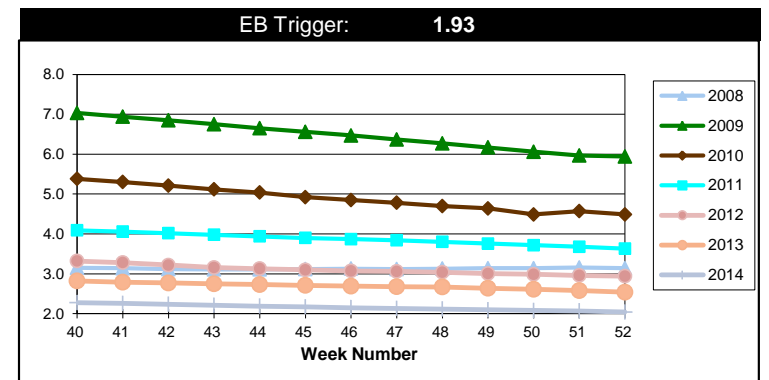
	This Week	Last Week	Cumulative YTD
Misc Additional Benefits (AB)			
Initial Claims (Excl. Liable)	0	0	4
Weeks Claimed (Excl. Liable)	0	0	121
Gross Amount of Payments (\$)	0	0	\$0
Number Exhausting Benefits	0	0	0

	This Week	Last Week	Cumulative YTD
TRADE ADJUSTMENT ACT (TRA)			
Training Plans	0	0	275
Initial Claims	2	1	417
Weeks Claimed	517	494	25,935
Gross Amount of TRA Payments (\$)	\$236,122	\$229,215	\$12,102,350
Certifications	0	0	9
Gross Amount of A/RTAA Payments (\$)	121,926	85,467	\$6,240,731

	This Week	Last Week	Cumulative YTD
WORKSHARE PROGRAM (WS)			
Initial Claims	35	134	1,992
Weeks Claimed	208	247	14,690
Gross Amount of Payments (\$)	\$22,072	\$20,347	\$1,324,375
# of Workshare Plans	131	128	6,520

	This Week	Last Week	Cumulative YTD
TRAINING UI (TUI)			
Applications Accepted	77	37	3,429
Approved	62	35	2,979
Weeks Claimed	1,374	1,334	91,516
Gross Amount of Payments (\$)	\$204,520	\$208,098	\$10,491,751

	This Week	Last Week	Cumulative YTD
SUPPLEMENTAL UI for DISLOCATED WORKERS (SUD)			
Initial Claims	27	33	3,273
Weeks Claimed	675	669	58,709
Gross Amount of Payments (\$)	\$255,207	\$256,522	\$20,654,238



For current and historic UI reports, visit:



<http://www.oregon.gov/EMPLOY/BUDGET/UI/Pages/index.aspx>



(503) 947-1350



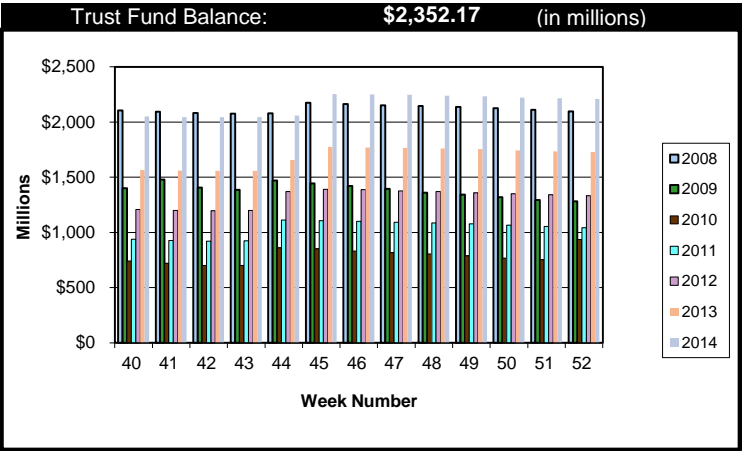
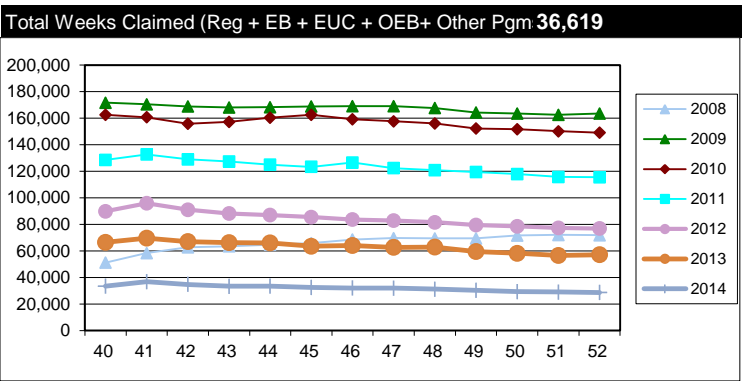
Week # : 47
Ending: November 22, 2014

SELF EMPLOYMENT (SEA) MONTHLY		October 2014	Cumulative
Referred		72	774
Enrolled		71	773
Completed		89	622
Weeks Claimed	257	1,369	14,748
Gross Amount of Payments (\$)	113,230	\$605,509	\$6,452,087

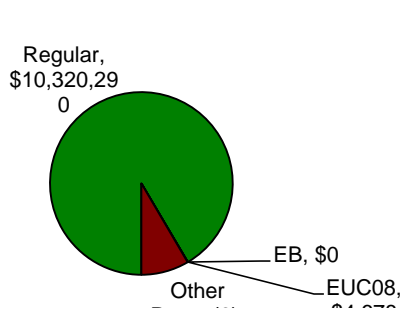
These are MONTHLY counts; data in BOLD is weekly.

EMERGENCY UNEMPLOYMENT COMPENSATION 08 (EUC08)	This Week	Last Week	Cumulative
Initial Claims (Excl. Liable)	0	0	2,313
Weeks Claimed (Excl. Liable)	0	0	21,925
Gross Amount of Payments (\$)	\$4,678	\$1,011	\$8,050,495
Number Exhausting Tier 1 Benefits	1	1	392
Number Exhausting Tier 2 Benefits	0	0	470
Number Exhausting Tier 2 Benefits (14th week of Tier 2)	0	0	493
Number Exhausting Tier 3 Benefits	0	0	567
Number Exhausting Tier 4 Benefits	0	0	78

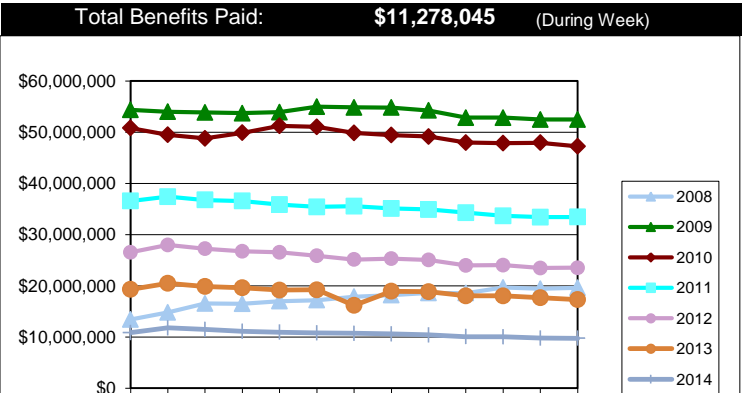
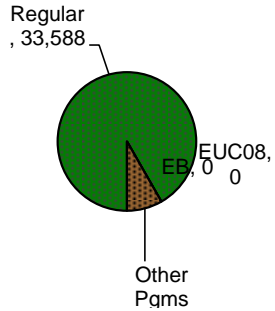
EUC began 07/06/2008



Benefits Paid - By Program
Total: \$11,278,045



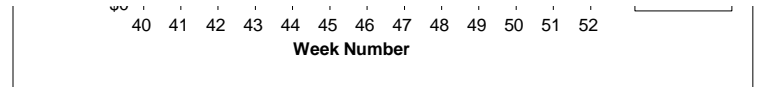
Weeks Claimed - By Program
Total: 36,619



Pgms (6),
\$953,077

\$4,678

(6),
3,031



⁶ Other Programs Include AB, TRA, TAA,WS,TUI, SUD, SEA

For current and historic UI reports, visit:



<http://www.oregon.gov/EMPLOY/BUDGET/UI/Pages/index.aspx>



(503) 947-1350

