

UNEMPLOYMENT INSURANCE WEEKLY STATISTICS

State of Oregon
EMPLOYMENT DEPARTMENT

UI Programs

☎ (503) 947-1350



🌐 www.WorkingInOregon.org

LABOR FORCE DATA

Oregon Civilian Labor Force

Total Number Unemployed

UNEMPLOYMENT RATES (CIVILIAN) (%)

Total Unemployment: Oregon

National

Seasonally Adjusted: Oregon

National

	Last Month	Prior Month	Last Year
	October 2014	September 2014	October 2013
Oregon Civilian Labor Force	1,967,933	1,951,646	1,920,985
Total Number Unemployed	127,041	118,765	134,655
Labor Force & Rate Data:			
Oregon	6.50%	6.10%	7.00%
National	5.50%	5.70%	7.00%
Oregon	7.00%	7.00%	7.40%
National	5.80%	5.90%	7.20%

www.QualityInfo.org

Week # :	49
Ending:	December 6, 2014

	THIS WEEK		LAST WEEK		Last Month	Prior Month	Last Year
	2014	2013	2014	2013	November 2014	October 2014	November 2013
UNEMPLOYMENT RATES (%)							
Insured Unemployment: Oregon	2.44	2.92	2.16	2.62	2.01	2.18	3.22
EB Trigger ¹	1.98	2.43	1.94	2.38			
Adjusted Insured Unemployment	2.50	3.15	2.48	3.12			
National Average TUR ²	7.10	7.90	7.10	7.90			
REGULAR CLAIMS (UI, UCFE, UCX)							
Initial Claims (Excl. Liable) ³	7,293	7,844	6,839	7,003	24,529	25,895	28,531
Oregon - New	3,051	3,214	3,577	3,376	13,342	14,550	14,264
Additional	4,242	4,630	3,262	3,627	11,187	11,345	12,763
Interstate - Agent	0	0	0	0	0	0	1,504
Interstate - Liable	216	228	233	237	957	1,176	1,048
Weeks Claimed (Excl. Liable) ³	38,532	44,988	34,037	40,279	144,904	161,558	171,738
Oregon	38,532	44,988	34,037	40,279	135,931	151,438	160,585
Interstate - Agent	0	0	0	0	8,973	10,120	11,153
Interstate - Liable	2,064	2,378	1,932	2,213	7,559	8,644	8,812
New Combined Wage Claims	171	215	152	170	557	644	787
Non-monetary Determinations & Redeter.	1,733	1,940	1,389	1,810	5,812	9,040	7,699
PAYMENTS: REGULAR BENEFITS							
First Payments	2,810	3,226	2,024	2,587	8,463	9,262	10,753
Payments Issued	37,466	44,840	32,854	39,812	128,431	144,757	154,879
Gross Amount of Payments (\$) ³	\$11,670,003	13,382,373	\$10,262,539	11,834,219	\$40,230,275	\$46,078,138	46,319,343
Average Check Amount (\$) ³	\$311	298	\$312	297	\$313	\$318	299
Number Exhausting Benefits	634	815	605	811	2,572	3,240	3,641
TRUST FUND							
Balance (in Millions) (\$)	\$2,337.99	\$1,852.3	\$2,347.62	\$1,863.02	\$2,347.62	\$2,208.85	\$1,863.02

¹ EB Trigger Graph:

<http://www.oregon.gov/EMPLOY/BUDGET/HR/reports/102/THR.pdf>

² NTUR: Unemployment Compensation Amendment Of 1992 specifies that a 2 month average NTUR be used to determine duration levels.

³ Excludes WORKSHARE program

For current and historic UI reports, visit:

<http://www.oregon.gov/EMPLOY/BUDGET/HR/Pages/index.aspx>

Week # :	49
Ending:	December 6, 2014
	This Week Last Week Cumulative
EXTENDED BENEFITS (EB)	YTD
Initial Claims (Excl. Liable)	0 0 5
Weeks Claimed (Excl. Liable)	0 0 45
Gross Amount of Payments (\$)	\$0 \$0 \$1,545
Number Exhausting Benefits	0 0 1

Oregon HEB Trigger "OFF" 04/07/2012.

http://www.workforcesecurity.doleta.gov/unemploy/claims_arch.asp

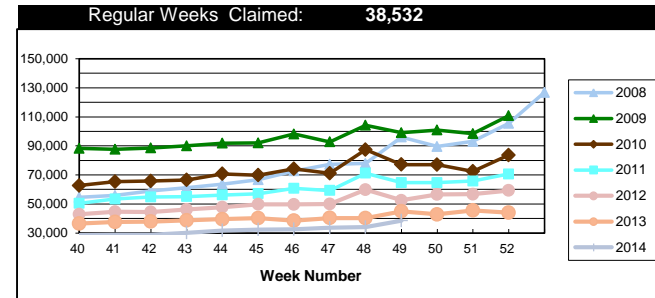
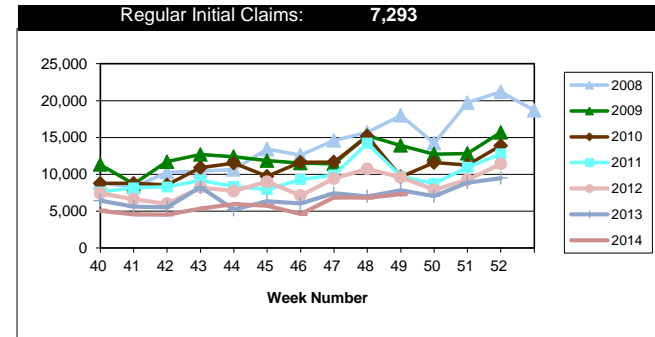
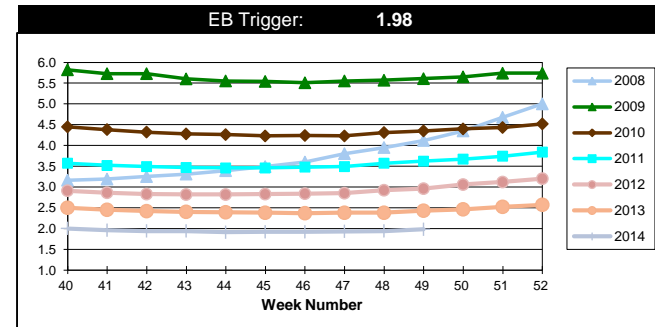
Misc Additional Benefits (AB)	
Initial Claims (Excl. Liable)	0 0 4
Weeks Claimed (Excl. Liable)	0 0 121
Gross Amount of Payments (\$)	0 0 \$0
Number Exhausting Benefits	0 0 0

TRADE ADJUSTMENT ACT (TRA)	
Training Plans	2 0 277
Initial Claims	1 0 418
Weeks Claimed	498 492 26,925
Gross Amount of TRA Payments (\$)	\$227,324 \$274,410 \$12,604,084
Certifications	1 0 10
Gross Amount of A/RTAA Payments (\$)	133,551 147,266 \$6,521,547

WORKSHARE PROGRAM (WS)	
Initial Claims	74 47 2,113
Weeks Claimed	333 318 15,341
Gross Amount of Payments (\$)	\$22,754 \$24,010 \$1,371,139
# of Workshare Plans	133 132 6,785

TRAINING UI (TUI)	
Applications Accepted	0 40 3,469
Approved	0 37 3,016
Weeks Claimed	1,273 1,284 94,073
Gross Amount of Payments (\$)	\$196,929 \$202,284 \$10,890,964

SUPPLEMENTAL UI for DISLOCATED WORKERS (SUD)	
Initial Claims	32 23 3,328
Weeks Claimed	651 645 60,005
Gross Amount of Payments (\$)	\$245,390 \$245,793 \$21,145,421



For current and historic UI reports, visit:



<http://www.oregon.gov/EMPLOY/BUDGET/UI/Pages/index.asp>



(503) 947-1350



Week # : 49
Ending: December 6, 2014

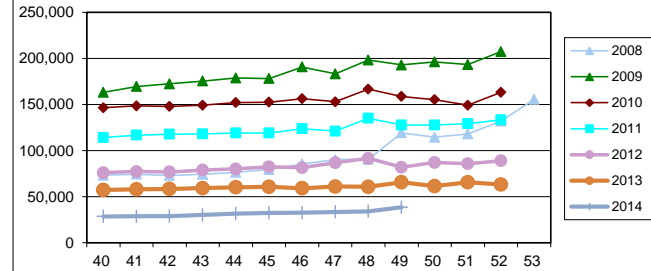
SELF EMPLOYMENT (SEA) MONTHLY		November 2014	Cumulative
Referred		51	774
Enrolled		51	773
Completed		52	622
Weeks Claimed	270	1,058	15,273
Gross Amount of Payments (\$)	118,384	\$464,352	\$6,680,338

These are MONTHLY counts; data in **BOLD** is weekly.

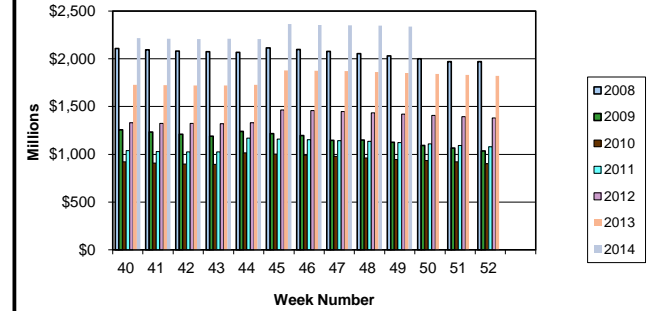
EMERGENCY UNEMPLOYMENT COMPENSATION 08 (EUC08)	This Week	Last Week	Cumulative
Initial Claims (Excl. Liable)	1	0	2,314
Weeks Claimed (Excl. Liable)	0	0	21,925
Gross Amount of Payments (\$)	\$0	\$0	\$8,050,495
Number Exhausting Tier 1 Benefits	0	0	392
Number Exhausting Tier 2 Benefits	0	0	470
Number Exhausting Tier Z Benefits (14th week of Tier 2)	0	0	493
Number Exhausting Tier 3 Benefits	0	0	567
Number Exhausting Tier 4 Benefits	0	0	78

EUC began 07/06/2008

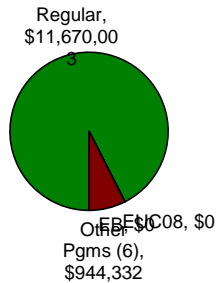
Total Weeks Claimed (Reg + EB + EUC + OEB+ Other Pgms) 41,557



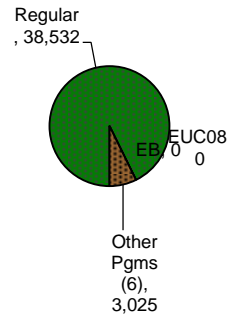
Trust Fund Balance: \$2,337.99 (in millions)



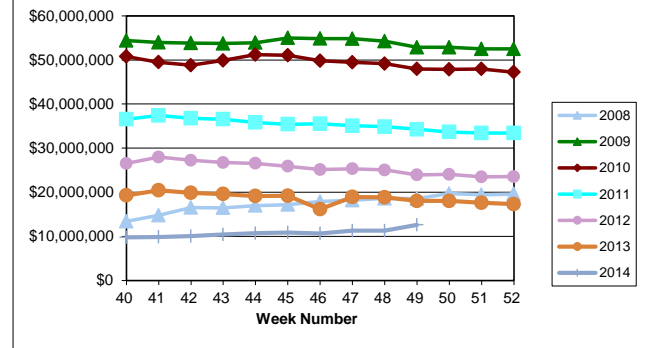
Benefits Paid - By Program
Total: \$12,614,335



Weeks Claimed - By Program
Total: 41,557



Total Benefits Paid: \$12,614,335 (During Week)



* Other Programs Include AB, TRA, TAA, WS, TUI, SUD, SEA

For current and historic UI reports, visit:



<http://www.oregon.gov/EMPLOY/BUDGET/UI/Pages/index.asp>



(503) 947-1350

