

# UNEMPLOYMENT INSURANCE WEEKLY STATISTICS

State of Oregon  
EMPLOYMENT DEPARTMENT

UI Programs

☎ (503) 947-1350



🌐 [www.WorkingInOregon.org](http://www.WorkingInOregon.org)

## LABOR FORCE DATA

Oregon Civilian Labor Force

Total Number Unemployed

## UNEMPLOYMENT RATES (CIVILIAN) (%)

Total Unemployment: Oregon

National

Seasonally Adjusted: Oregon

National

	Last Month	Prior Month	Last Year
	October 2014	September 2014	October 2013
Oregon Civilian Labor Force	1,967,933	1,951,646	1,920,985
Total Number Unemployed	127,041	118,765	134,655
<b>Labor Force &amp; Rate Data:</b>			
Total Unemployment: Oregon	6.50%	6.10%	7.00%
National	5.50%	5.70%	7.00%
Seasonally Adjusted: Oregon	7.00%	7.00%	7.40%
National	5.80%	5.90%	7.20%

[www.QualityInfo.org](http://www.QualityInfo.org)

<b>Week # :</b>	50
<b>Ending:</b>	December 13, 2014

	THIS WEEK		LAST WEEK		Last Month	Prior Month	Last Year
	2014	2013	2014	2013	November 2014	October 2014	November 2013
<b>UNEMPLOYMENT RATES (%)</b>							
<b>Insured Unemployment: Oregon</b>	2.28	2.78	2.44	2.92	2.01	2.18	3.22
EB Trigger <sup>1</sup>	2.01	2.46	1.98	2.43			
Adjusted Insured Unemployment	2.54	3.19	2.50	3.15			
National Average TUR <sup>2</sup>	7.10	7.90	7.10	7.90			
<b>REGULAR CLAIMS (UI, UCFE, UCX)</b>							
<b>Initial Claims (Excl. Liable) <sup>3</sup></b>	<b>6,223</b>	<b>7,038</b>	<b>7,293</b>	<b>7,844</b>	<b>24,529</b>	<b>25,895</b>	<b>28,531</b>
Oregon - New	3,797	3,516	3,051	3,214	13,342	14,550	14,264
Additional	2,426	3,522	4,242	4,630	11,187	11,345	12,763
Interstate - Agent	0	0	0	0	0	0	1,504
Interstate - Liable	243	202	216	228	957	1,176	1,048
<b>Weeks Claimed (Excl. Liable) <sup>3</sup></b>	<b>36,024</b>	<b>42,811</b>	<b>38,532</b>	<b>44,988</b>	<b>144,904</b>	<b>161,558</b>	<b>171,738</b>
Oregon	36,024	42,811	38,532	44,988	135,931	151,438	160,585
Interstate - Agent	0	0	0	0	8,973	10,120	11,153
Interstate - Liable	2,029	2,287	2,064	2,378	7,559	8,644	8,812
<b>New Combined Wage Claims</b>	180	218	171	215	557	644	787
<b>Non-monetary Determinations &amp; Redeter.</b>	2,020	2,036	1,733	1,940	5,812	9,040	7,699
<b>PAYMENTS: REGULAR BENEFITS</b>							
First Payments	2,382	2,646	2,810	3,226	8,463	9,262	10,753
Payments Issued	35,474	43,248	37,466	44,840	128,431	144,757	154,879
Gross Amount of Payments (\$) <sup>3</sup>	\$11,068,042	12,896,121	\$11,670,003	13,382,373	\$40,230,275	\$46,078,138	46,319,343
Average Check Amount (\$) <sup>3</sup>	\$312	298	\$311	298	<b>\$313</b>	<b>\$318</b>	<b>299</b>
Number Exhausting Benefits	705	904	634	815	2,572	3,240	3,641
<b>TRUST FUND</b>							
Balance (in Millions) (\$)	\$2,321.98	\$1,842.31	\$2,337.99	\$1,852.3	\$2,347.62	\$2,208.85	\$1,863.02

<sup>1</sup> EB Trigger Graph:

<http://www.oregon.gov/EMPLOY/BUDGET/HR/reports/102/IRB.pdf>

<sup>2</sup> NTUR: Unemployment Compensation Amendment Of 1992 specifies that a 2 month average NTUR be used to determine duration levels.

<sup>3</sup> Excludes WORKSHARE program

For current and historic UI reports, visit:

<http://www.oregon.gov/EMPLOY/BUDGET/HR/Pages/index.aspx>

<b>Week # :</b>	50
<b>Ending:</b>	December 13, 2014
	<b>This Week    Last Week    Cumulative</b>
<b>EXTENDED BENEFITS (EB)</b>	<b>YTD</b>
Initial Claims (Excl. Liable)	0            0            5
Weeks Claimed (Excl. Liable)	0            0            45
Gross Amount of Payments (\$)	\$0            \$0            \$1,545
Number Exhausting Benefits	0            0            1

Oregon HEB Trigger "OFF" 04/07/2012.

[http://www.workforcesecurity.doleta.gov/unemploy/claims\\_arch.asp](http://www.workforcesecurity.doleta.gov/unemploy/claims_arch.asp)

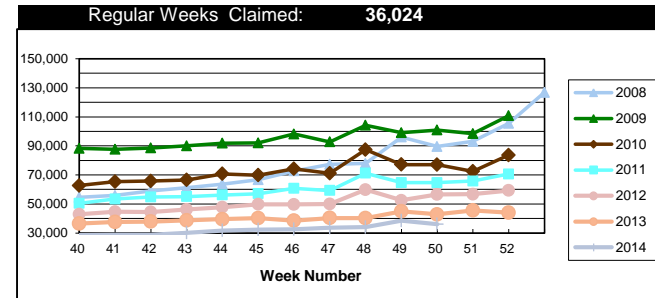
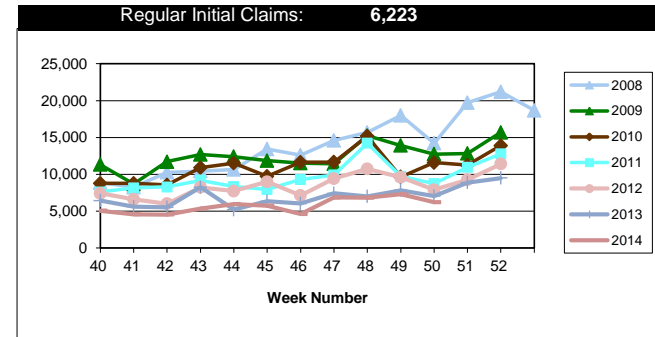
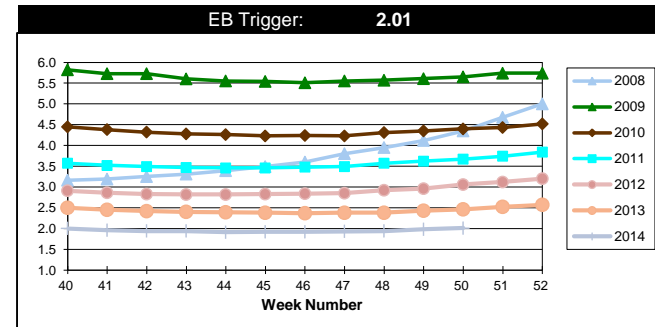
<b>Misc Additional Benefits (AB)</b>	
Initial Claims (Excl. Liable)	0            0            4
Weeks Claimed (Excl. Liable)	0            0            121
Gross Amount of Payments (\$)	0            0            \$0
Number Exhausting Benefits	0            0            0

<b>TRADE ADJUSTMENT ACT (TRA)</b>	
Training Plans	2            2            279
Initial Claims	0            1            418
Weeks Claimed	496            498            27,421
Gross Amount of TRA Payments (\$)	\$228,949            \$227,324            \$12,833,033
Certifications	0            1            10
Gross Amount of A/RTAA Payments (\$)	107,782            133,551            \$6,629,329

<b>WORKSHARE PROGRAM (WS)</b>	
Initial Claims	37            74            2,150
Weeks Claimed	289            333            15,630
Gross Amount of Payments (\$)	\$25,922            \$22,754            \$1,397,061
# of Workshare Plans	134            133            6,919

<b>TRAINING UI (TUI)</b>	
Applications Accepted	0            0            3,469
Approved	0            0            3,016
Weeks Claimed	1,262            1,273            95,335
Gross Amount of Payments (\$)	\$198,059            \$196,929            \$11,089,023

<b>SUPPLEMENTAL UI for DISLOCATED WORKERS (SUD)</b>	
Initial Claims	25            32            3,353
Weeks Claimed	708            651            60,713
Gross Amount of Payments (\$)	\$243,835            \$245,390            \$21,389,256



For current and historic UI reports, visit:



<http://www.oregon.gov/EMPLOY/BUDGET/UI/Pages/index.asp>



(503) 947-1350



**Week # :** 50  
**Ending:** December 13, 2014

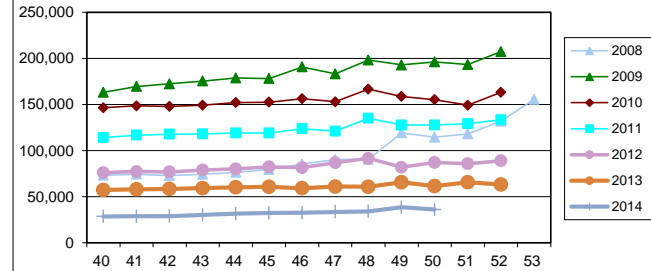
SELF EMPLOYMENT (SEA) MONTHLY		November 2014	Cumulative
Referred		51	774
Enrolled		51	773
Completed		52	622
<b>Weeks Claimed</b>	<b>265</b>	<b>1,058</b>	<b>15,538</b>
<b>Gross Amount of Payments (\$)</b>	<b>113,944</b>	<b>\$464,352</b>	<b>\$6,794,282</b>

These are MONTHLY counts; data in **BOLD** is weekly.

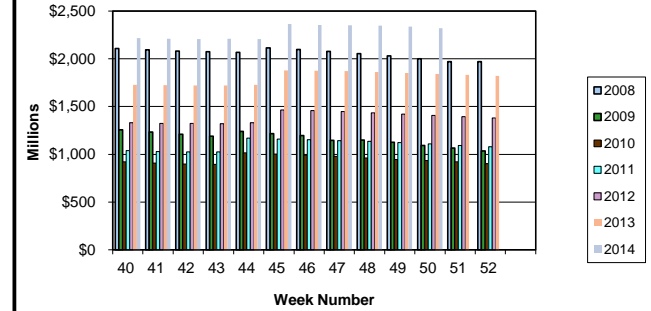
EMERGENCY UNEMPLOYMENT COMPENSATION 08 (EUC08)	This Week	Last Week	Cumulative
Initial Claims (Excl. Liable)	1	1	2,315
Weeks Claimed (Excl. Liable)	0	0	21,925
Gross Amount of Payments (\$)	\$372	\$0	\$8,050,867
Number Exhausting Tier 1 Benefits	0	0	392
Number Exhausting Tier 2 Benefits	0	0	470
Number Exhausting Tier Z Benefits (14th week of Tier 2)	0	0	493
Number Exhausting Tier 3 Benefits	0	0	567
Number Exhausting Tier 4 Benefits	0	0	78

EUC began 07/06/2008

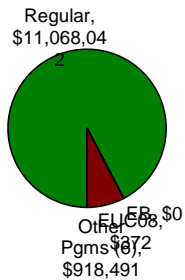
**Total Weeks Claimed (Reg + EB + EUC + OEB+ Other Pgms) 39,044**



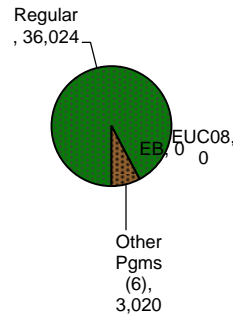
**Trust Fund Balance: \$2,321.98 (in millions)**



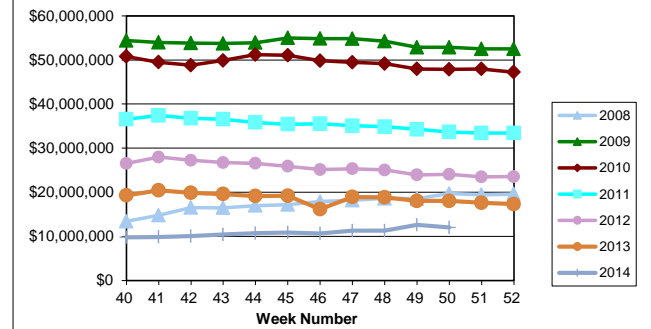
**Benefits Paid - By Program**  
**Total: \$11,986,905**



**Weeks Claimed - By Program**  
**Total: 39,044**



**Total Benefits Paid: \$11,986,905 (During Week)**



\* Other Programs Include AB, TRA, TAA, WS, TUI, SUD, SEA

For current and historic UI reports, visit:



<http://www.oregon.gov/EMPLOY/BUDGET/UI/Pages/index.asp>



(503) 947-1350

