

UNEMPLOYMENT INSURANCE WEEKLY STATISTICS

State of Oregon
EMPLOYMENT DEPARTMENT

UI Programs

☎ (503) 947-1350



🌐 www.WorkingInOregon.org

LABOR FORCE DATA

Oregon Civilian Labor Force

Total Number Unemployed

UNEMPLOYMENT RATES (CIVILIAN) (%)

Total Unemployment: Oregon

National

Seasonally Adjusted: Oregon

National

	Last Month	Prior Month	Last Year
	October 2014	September 2014	October 2013
Oregon Civilian Labor Force	1,967,933	1,951,646	1,920,985
Total Number Unemployed	127,041	118,765	134,655
Labor Force & Rate Data:			
Total Unemployment: Oregon	6.50%	6.10%	7.00%
National	5.50%	5.70%	7.00%
Seasonally Adjusted: Oregon	7.00%	7.00%	7.40%
National	5.80%	5.90%	7.20%

www.QualityInfo.org

Week # :	51
Ending:	December 20, 2014

	THIS WEEK		LAST WEEK		Last Month	Prior Month	Last Year
	2014	2013	2014	2013	November 2014	October 2014	November 2013
UNEMPLOYMENT RATES (%)							
Insured Unemployment: Oregon	2.31	2.95	2.28	2.78	2.01	2.18	3.22
EB Trigger ¹	2.05	2.52	2.01	2.46			
Adjusted Insured Unemployment	2.57	3.25	2.54	3.19			
National Average TUR ²	7.10	7.90	7.10	7.90			
REGULAR CLAIMS (UI, UCFE, UCX)							
Initial Claims (Excl. Liable) ³	6,235	8,884	6,223	7,038	24,529	25,895	28,531
Oregon - New	3,386	5,104	3,797	3,516	13,342	14,550	14,264
Additional	2,849	3,780	2,426	3,522	11,187	11,345	12,763
Interstate - Agent	0	0	0	0	0	0	1,504
Interstate - Liable	222	289	243	202	957	1,176	1,048
Weeks Claimed (Excl. Liable) ³	36,515	45,563	36,024	42,811	144,904	161,558	171,738
Oregon	36,515	45,563	36,024	42,811	135,931	151,438	160,585
Interstate - Agent	0	0	0	0	8,973	10,120	11,153
Interstate - Liable	2,004	2,286	2,029	2,287	7,559	8,644	8,812
New Combined Wage Claims	172	195	180	218	557	644	787
Non-monetary Determinations & Redeter.	2,191	2,211	2,020	2,036	5,812	9,040	7,699
PAYMENTS: REGULAR BENEFITS							
First Payments	2,743	3,323	2,382	2,646	8,463	9,262	10,753
Payments Issued	36,340	45,621	35,474	43,248	128,431	144,757	154,879
Gross Amount of Payments (\$) ³	\$11,244,643	13,643,976	\$11,068,042	12,896,121	\$40,230,275	\$46,078,138	46,319,343
Average Check Amount (\$) ³	\$309	299	\$312	298	\$313	\$318	299
Number Exhausting Benefits	635	880	705	904	2,572	3,240	3,641
TRUST FUND							
Balance (in Millions) (\$)	\$2,321.98	\$1,832.51	\$2,321.98	\$1,842.31	\$2,347.62	\$2,208.85	\$1,863.02

¹ EB Trigger Graph:

<http://www.oregon.gov/EMPLOY/BUDGET/HR/reports/102/TUR.pdf>

² NTUR: Unemployment Compensation Amendment Of 1992 specifies that a 2 month average NTUR be used to determine duration levels.

³ Excludes WORKSHARE program

For current and historic UI reports, visit:

<http://www.oregon.gov/EMPLOY/BUDGET/HR/Pages/index.aspx>

Week # :	51
Ending:	December 20, 2014
	This Week Last Week Cumulative
EXTENDED BENEFITS (EB)	YTD
Initial Claims (Excl. Liable)	0 0 5
Weeks Claimed (Excl. Liable)	0 0 45
Gross Amount of Payments (\$)	\$0 \$0 \$1,545
Number Exhausting Benefits	0 0 1

Oregon HEB Trigger "OFF" 04/07/2012.

http://www.workforcesecurity.doleta.gov/unemploy/claims_arch.asp

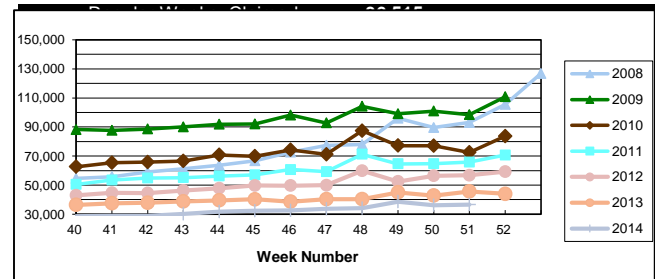
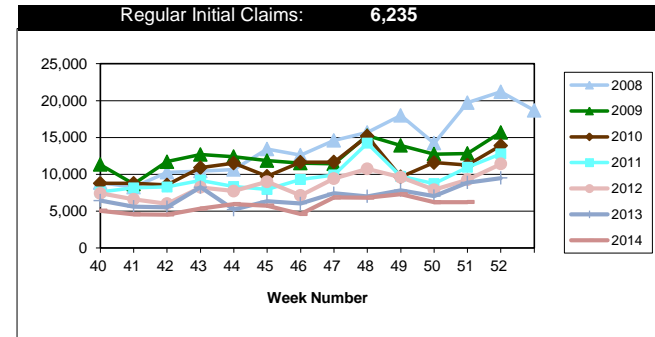
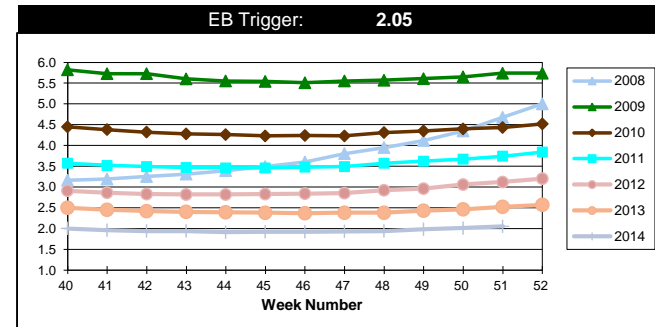
Misc Additional Benefits (AB)	
Initial Claims (Excl. Liable)	0 0 4
Weeks Claimed (Excl. Liable)	0 0 121
Gross Amount of Payments (\$)	0 0 \$0
Number Exhausting Benefits	0 0 0

TRADE ADJUSTMENT ACT (TRA)	
Training Plans	7 2 286
Initial Claims	2 0 420
Weeks Claimed	497 496 27,918
Gross Amount of TRA Payments (\$)	\$226,330 \$228,949 \$13,059,363
Certifications	0 0 10
Gross Amount of A/RTAA Payments (\$)	59,769 107,782 \$6,689,098

WORKSHARE PROGRAM (WS)	
Initial Claims	43 37 2,193
Weeks Claimed	329 289 15,959
Gross Amount of Payments (\$)	\$28,095 \$25,922 \$1,425,156
# of Workshare Plans	134 134 7,053

TRAINING UI (TUI)	
Applications Accepted	55 0 3,637
Approved	52 0 3,173
Weeks Claimed	1,237 1,262 96,572
Gross Amount of Payments (\$)	\$190,281 \$198,059 \$11,279,304

SUPPLEMENTAL UI for DISLOCATED WORKERS (SUD)	
Initial Claims	21 25 3,374
Weeks Claimed	634 708 61,347
Gross Amount of Payments (\$)	\$241,577 \$243,835 \$21,630,833



For current and historic UI reports, visit:



<http://www.oregon.gov/EMPLOY/BUDGET/UI/Pages/index.asp>



(503) 947-1350



Week # :	51
Ending:	December 20, 2014

SELF EMPLOYMENT (SEA) MONTHLY		November 2014	Cumulative
Referred		51	774
Enrolled		51	773
Completed		52	622
Weeks Claimed	258	1,058	15,796
Gross Amount of Payments (\$)	119,723	\$464,352	\$6,914,005

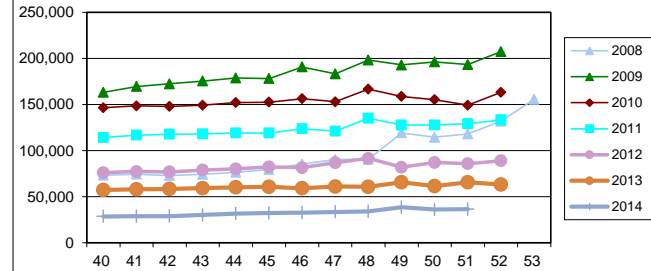
These are MONTHLY counts; data in **BOLD** is weekly.

EMERGENCY UNEMPLOYMENT COMPENSATION 08 (EUC08)	This Week	Last Week	Cumulative
Initial Claims (Excl. Liable)	0	1	2,315
Weeks Claimed (Excl. Liable)	0	0	21,925
Gross Amount of Payments (\$)	\$246	\$372	\$8,051,113
Number Exhausting Tier 1 Benefits	0	0	392
Number Exhausting Tier 2 Benefits	0	0	470
Number Exhausting Tier Z Benefits (14th week of Tier 2)	0	0	493
Number Exhausting Tier 3 Benefits	0	0	567
Number Exhausting Tier 4 Benefits	0	0	78

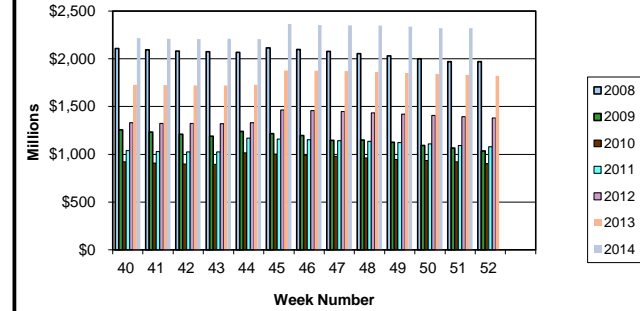
EUC began 07/06/2008

643314360


Total Weeks Claimed (Reg + EB + EUC + OEB+ Other Pgms) **39,470**



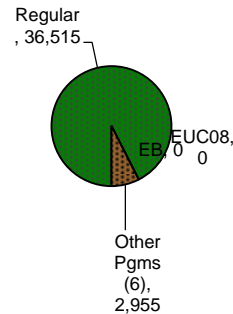
Trust Fund Balance: **\$2,321.98** (in millions)



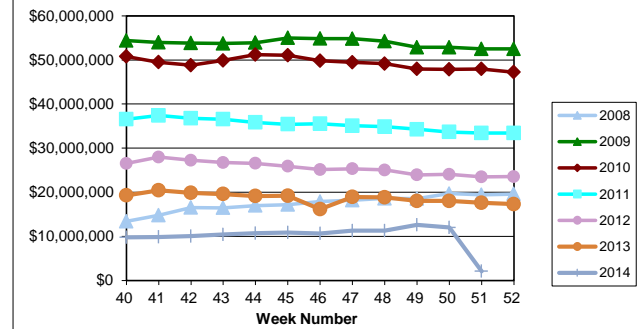
Benefits Paid -
By Program
Total: **\$12,110,664**



Weeks Claimed -
By Program
Total: **39,470**



Total Benefits Paid: **\$12,110,664** (During Week)



* Other Programs Include AB, TRA, TAA, WS, TUI, SUD, SEA

For current and historic UI reports, visit:



<http://www.oregon.gov/EMPLOY/BUDGET/UI/Pages/index.asp>



(503) 947-1350

