

UNEMPLOYMENT INSURANCE WEEKLY STATISTICS

State of Oregon
EMPLOYMENT DEPARTMENT

UI Programs

☎ (503) 947-1350



🌐 www.WorkingInOregon.org

LABOR FORCE DATA		Last Month	Prior Month	Last Year
		October 2014	September 2014	October 2013
Oregon Civilian Labor Force		1,967,933	1,951,646	1,920,985
Total Number Unemployed		127,041	118,765	134,655

UNEMPLOYMENT RATES (CIVILIAN) (%)		Labor Force & Rate Data:		
		www.QualityInfo.org		
Total Unemployment:	Oregon	6.50%	6.10%	7.00%
	National	5.50%	5.70%	7.00%
Seasonally Adjusted:	Oregon	7.00%	7.00%	7.40%
	National	5.80%	5.90%	7.20%

Week # :	52
Ending:	December 27, 2014

	THIS WEEK		LAST WEEK		Last Month	Prior Month	Last Year
	2014	2013	2014	2013	November 2014	October 2014	November 2013
UNEMPLOYMENT RATES (%)							
Insured Unemployment: Oregon	2.29	2.85	2.31	2.95	2.01	2.18	3.22
EB Trigger ¹	2.09	2.57	2.05	2.52			
Adjusted Insured Unemployment	2.61	3.30	2.57	3.25			
National Average TUR ²	7.00	7.60	7.10	7.90			
REGULAR CLAIMS (UI, UCFE, UCX)							
Initial Claims (Excl. Liable) ³	7,537	9,497	6,235	8,884	24,529	25,895	28,531
Oregon - New	3,268	4,829	3,386	5,104	13,342	14,550	14,264
Additional	4,269	4,668	2,849	3,780	11,187	11,345	12,763
Interstate - Agent	0	0	0	0	0	0	1,504
Interstate - Liable	179	281	222	289	957	1,176	1,048
Weeks Claimed (Excl. Liable) ³	36,172	43,945	36,515	45,563	144,904	161,558	171,738
Oregon	36,172	43,945	36,515	45,563	135,931	151,438	160,585
Interstate - Agent	0	0	0	0	8,973	10,120	11,153
Interstate - Liable	1,982	2,262	2,004	2,286	7,559	8,644	8,812
New Combined Wage Claims	142	160	172	195	557	644	787
Non-monetary Determinations & Redeter.	1,665	1,983	2,191	2,211	5,812	9,040	7,699
PAYMENTS: REGULAR BENEFITS							
First Payments	2,475	2,875	2,743	3,323	8,463	9,262	10,753
Payments Issued	35,303	43,223	36,340	45,621	128,431	144,757	154,879
Gross Amount of Payments (\$) ³	\$11,047,479	12,796,145	\$11,244,643	13,643,976	\$40,230,275	\$46,078,138	46,319,343
Average Check Amount (\$) ³	\$313	296	\$309	299	\$313	\$318	299
Number Exhausting Benefits	1,306	882	635	880	2,572	3,240	3,641
TRUST FUND							
Balance (in Millions) (\$)	\$2,312.09	\$1,821.51	\$2,321.98	\$1,832.51	\$2,347.62	\$2,208.85	\$1,863.02

¹ EB Trigger Graph:

<http://www.oregon.gov/EMPLOY/BUDGET/HR/reports/102/IRB.pdf>

² NTUR: Unemployment Compensation Amendment Of 1992 specifies that a 2 month average NTUR be used to determine duration levels.

³ Excludes WORKSHARE program

For current and historic UI reports, visit:

<http://www.oregon.gov/EMPLOY/BUDGET/HR/Pages/index.aspx>

Week # :	52		
Ending:	December 27, 2014		
	This Week	Last Week	Cumulative
EXTENDED BENEFITS (EB)	YTD		
Initial Claims (Excl. Liable)	0	0	5
Weeks Claimed (Excl. Liable)	0	0	45
Gross Amount of Payments (\$)	\$0	\$0	\$1,545
Number Exhausting Benefits	0	0	1

Oregon HEB Trigger "OFF" 04/07/2012.

http://www.workforcesecurity.doleta.gov/unemploy/claims_arch.asp

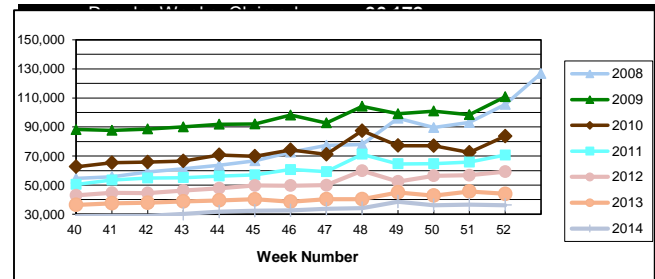
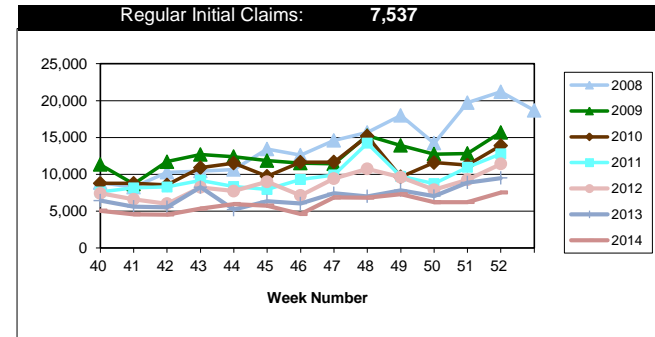
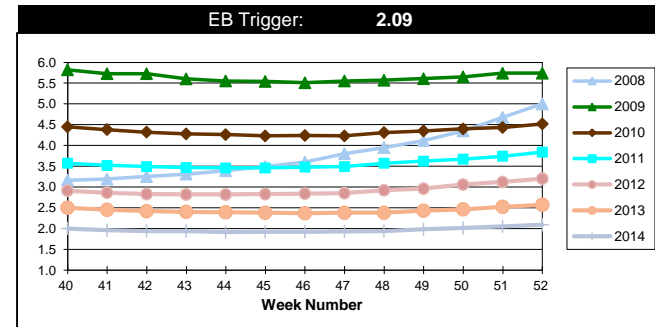
Misc Additional Benefits (AB)			
Initial Claims (Excl. Liable)	0	0	4
Weeks Claimed (Excl. Liable)	0	0	121
Gross Amount of Payments (\$)	0	0	\$0
Number Exhausting Benefits	0	0	0

TRADE ADJUSTMENT ACT (TRA)			
Training Plans	4	7	290
Initial Claims	2	2	422
Weeks Claimed	449	497	28,367
Gross Amount of TRA Payments (\$)	\$204,745	\$226,330	\$13,264,108
Certifications	0	0	10
Gross Amount of A/RTAA Payments (\$)	18,466	59,769	\$6,707,564

WORKSHARE PROGRAM (WS)			
Initial Claims	6	43	2,199
Weeks Claimed	334	329	16,293
Gross Amount of Payments (\$)	\$28,044	\$28,095	\$1,453,200
# of Workshare Plans	136	134	7,189

TRAINING UI (TUI)			
Applications Accepted	41	55	3,678
Approved	38	52	3,211
Weeks Claimed	1,133	1,237	97,705
Gross Amount of Payments (\$)	\$167,722	\$190,281	\$11,447,026

SUPPLEMENTAL UI for DISLOCATED WORKERS (SUD)			
Initial Claims	29	21	3,403
Weeks Claimed	592	634	61,939
Gross Amount of Payments (\$)	\$220,265	\$241,577	\$21,851,098



For current and historic UI reports, visit:



<http://www.oregon.gov/EMPLOY/BUDGET/UI/Pages/index.asp>



(503) 947-1350



Week # : 52
Ending: December 27, 2014

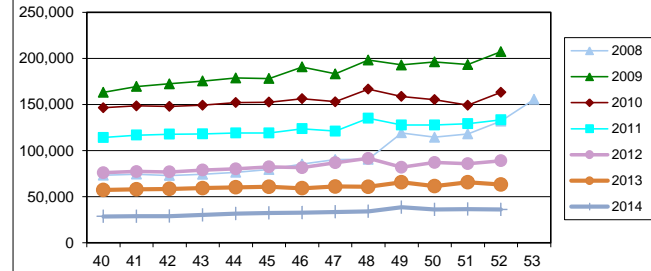
SELF EMPLOYMENT (SEA) MONTHLY		November 2014	Cumulative
Referred		51	774
Enrolled		51	773
Completed		52	622
Weeks Claimed	247	1,058	16,043
Gross Amount of Payments (\$)	\$ 109,469.00	\$464,352	\$7,023,474

These are MONTHLY counts; data in **BOLD** is weekly.

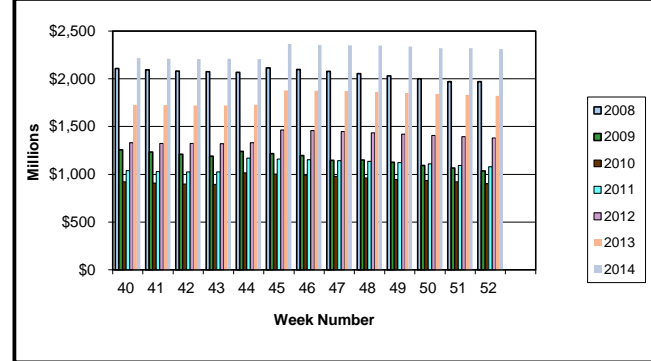
EMERGENCY UNEMPLOYMENT COMPENSATION 08 (EUC08)	This Week	Last Week	Cumulative
Initial Claims (Excl. Liable)	1	0	2,316
Weeks Claimed (Excl. Liable)	0	0	21,925
Gross Amount of Payments (\$)	\$0	\$246	\$8,051,113
Number Exhausting Tier 1 Benefits	0	0	392
Number Exhausting Tier 2 Benefits	0	0	470
Number Exhausting Tier Z Benefits (14th week of Tier 2)	0	0	493
Number Exhausting Tier 3 Benefits	0	0	567
Number Exhausting Tier 4 Benefits	0	0	78

EUC began 07/06/2008

Total Weeks Claimed (Reg + EB + EUC + OEB+ Other Pgms 38,927

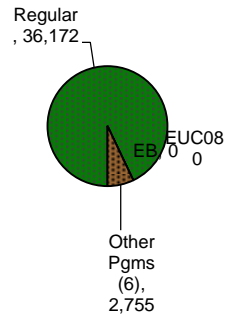
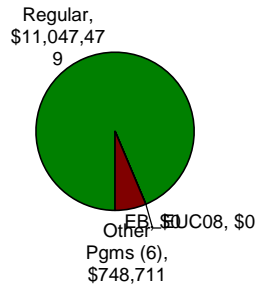


Trust Fund Balance: \$2,312.09 (in millions)

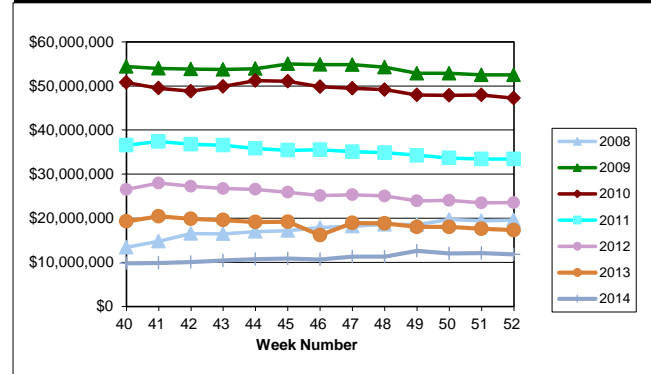


Benefits Paid - By Program
Total: \$11,796,190

Weeks Claimed - By Program
Total: 38,927



Total Benefits Paid: \$11,796,190 (During Week)



* Other Programs Include AB, TRA, TAA, WS, TUI, SUD, SEA

For current and historic UI reports, visit:



<http://www.oregon.gov/EMPLOY/BUDGET/DI/Pages/index.asp>



(503) 947-1350

