

UNEMPLOYMENT INSURANCE WEEKLY STATISTICS

State of Oregon
EMPLOYMENT DEPARTMENT

UI Programs

(503) 947-1350



www.WorkingInOregon.org

LABOR FORCE DATA		Last Month	Prior Month	Last Year
		November 2014	October 2014	November 2013
Oregon Civilian Labor Force		1,967,933	1,967,933	1,921,077
Total Number Unemployed		137,156	127,041	131,878

UNEMPLOYMENT RATES (CIVILIAN) (%)		Labor Force & Rate	Labor Force & Rate	www.QualityInfo.org
Total Unemployment:	Oregon	6.70%	6.40%	6.80%
	National	5.50%	5.50%	6.60%
Seasonally Adjusted:	Oregon	7.00%	7.00%	7.30%
	National	5.80%	5.80%	7.00%

Week # :	53
Ending:	January 3, 2015

	THIS WEEK		LAST WEEK		Last Month	Prior Month	Last Year
	2014	2013	2014	2013	December 2014	November 2014	December 2013
UNEMPLOYMENT RATES (%)							
Insured Unemployment: Oregon	2.76	2.85	2.29	2.85	2.79	2.01	2.98
EB Trigger ¹	2.16	2.57	2.09	2.57			
Adjusted Insured Unemployment	2.68	3.30	2.61	3.30			
National Average TUR ²	7.00	7.60	7.00	7.60			
REGULAR CLAIMS (UI, UCFE, UCX)							
Initial Claims (Excl. Liable) ³	8,284	9,497	7,537	9,497	36,121	24,529	35,193
Oregon - New	2,431	4,829	3,268	4,829	16,253	13,342	16,938
Additional	5,853	4,668	4,269	4,668	19,868	11,187	16,839
Interstate - Agent	0	0	0	0	0	0	1,416
Interstate - Liable	275	281	179	281	1,135	957	1,000
Weeks Claimed (Excl. Liable) ³	43,901	43,945	36,172	43,945	209,740	144,904	195,468
Oregon	43,901	43,945	36,172	43,945	196,450	135,931	182,060
Interstate - Agent	0	0	0	0	13,290	8,973	13,408
Interstate - Liable	2,129	2,262	1,982	2,262	10,208	7,559	9,213
New Combined Wage Claims	116	160	142	160	781	557	788
Non-monetary Determinations & Redeter.	1,465	1,983	1,665	1,983	9,074	5,812	8,170
PAYMENTS: REGULAR BENEFITS							
First Payments	3,311	2,875	2,475	2,875	13,721	8,463	12,070
Payments Issued	41,373	43,223	35,303	43,223	185,956	128,431	176,932
Gross Amount of Payments (\$) ³	\$12,951,283	12,796,145	\$11,047,479	12,796,145	\$57,981,450	\$40,230,275	52,718,615
Average Check Amount (\$) ³	\$313	296	\$313	296	\$312	\$313	298
Number Exhausting Benefits	684	882	1,306	882	3,964	2,572	3,481
TRUST FUND							
Balance (in Millions) (\$)	\$2,313.74	\$1,821.51	\$2,312.09	\$1,821.51	\$2,301.06	\$2,347.62	\$1,810.16

¹ EB Trigger Graph: <http://www.oregon.gov/EMPLOY/BUDGET/UI/reports/102/TUR.pdf>

² NTUR: Unemployment Compensation Amendment Of 1992 specifies that a 2 month average NTUR be used to determine duration levels.

³ Excludes WORKSHARE program

For current and historic UI reports, visit:

<http://www.oregon.gov/EMPLOY/BUDGET/UI/Pages/index.aspx>

Week # : 53
Ending: January 3, 2015

	This Week	Last Week	Cumulative YTD
EXTENDED BENEFITS (EB)			
Initial Claims (Excl. Liable)	0	0	5
Weeks Claimed (Excl. Liable)	0	0	45
Gross Amount of Payments (\$)	\$0	\$0	\$1,545
Number Exhausting Benefits	0	0	1

Oregon HEB Trigger "OFF" 04/07/2012. 0
http://www.workforcesecurity.doleta.gov/unemploy/claims_arch.asp 0

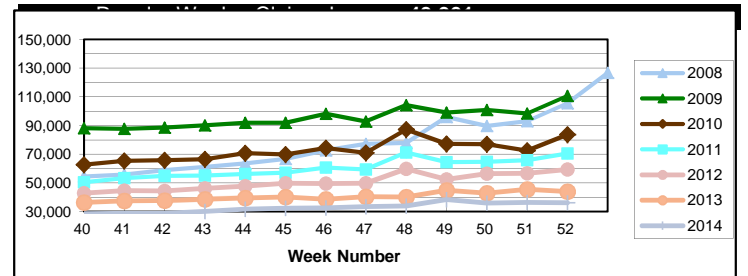
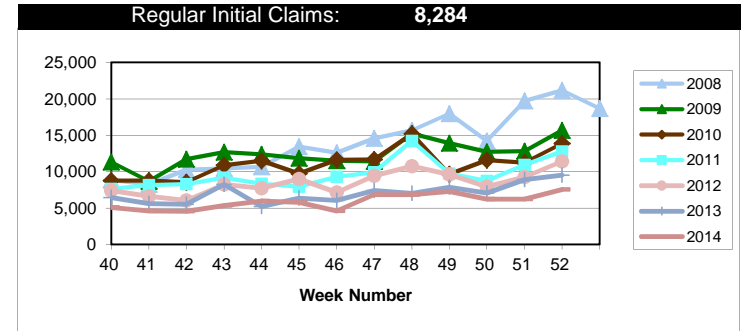
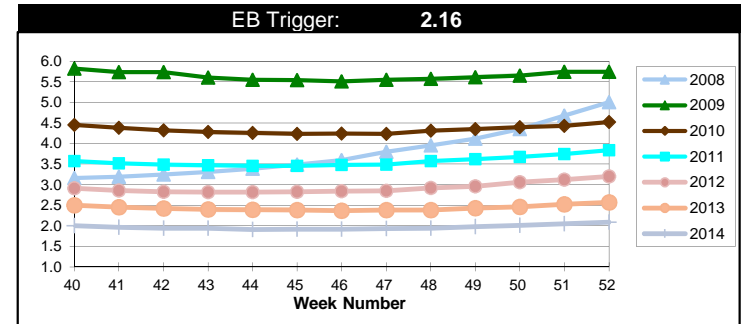
	This Week	Last Week	Cumulative YTD
Misc Additional Benefits (AB)			
Initial Claims (Excl. Liable)	0	0	4
Weeks Claimed (Excl. Liable)	0	0	121
Gross Amount of Payments (\$)	0	0	\$0
Number Exhausting Benefits	0	0	0

	This Week	Last Week	Cumulative YTD
TRADE ADJUSTMENT ACT (TRA)			
Training Plans	3	4	293
Initial Claims	13	2	435
Weeks Claimed	441	449	28,808
Gross Amount of TRA Payments (\$)	\$201,814	\$204,745	\$13,465,922
Certifications	0	0	10
Gross Amount of A/RTAA Payments (\$)	50,469	18,466	\$6,758,033

	This Week	Last Week	Cumulative YTD
WORKSHARE PROGRAM (WS)			
Initial Claims	1	6	2,200
Weeks Claimed	325	334	16,618
Gross Amount of Payments (\$)	\$25,360	\$28,044	\$1,478,560
# of Workshare Plans	136	136	7,325

	This Week	Last Week	Cumulative YTD
TRAINING UI (TUI)			
Applications Accepted	25	41	3,703
Approved	21	38	3,232
Weeks Claimed	1,093	1,133	98,798
Gross Amount of Payments (\$)	\$151,053	\$167,722	\$11,598,079

	This Week	Last Week	Cumulative YTD
SUPPLEMENTAL UI for DISLOCATED WORKERS (SUD)			
Initial Claims	32	29	3,435
Weeks Claimed	583	592	62,522
Gross Amount of Payments (\$)	\$220,202	\$220,265	\$22,071,300



For current and historic UI reports, visit:



<http://www.oregon.gov/EMPLOY/BUDGET/UI/Pages/index.aspx>



(503) 947-1350



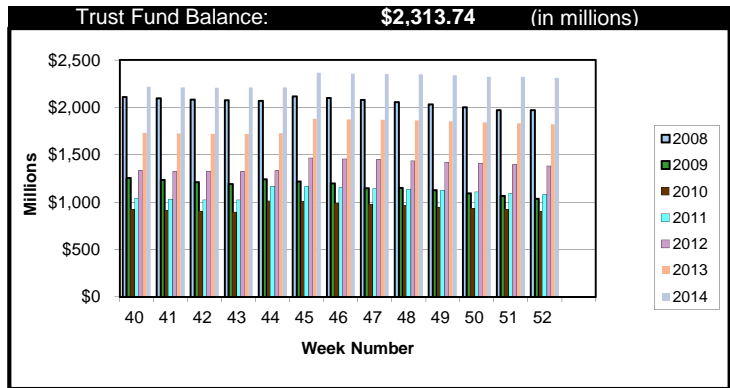
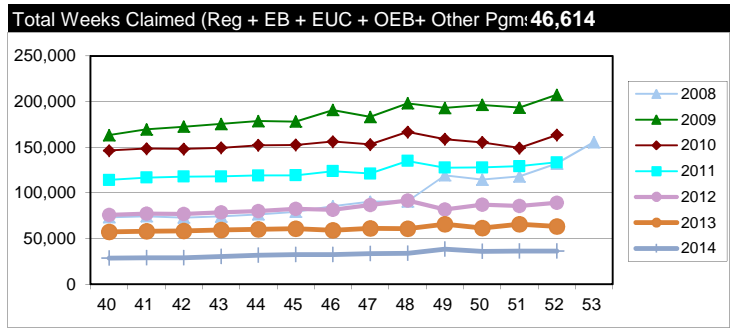
Week # : 53
Ending: January 3, 2015

SELF EMPLOYMENT (SEA) MONTHLY		November 2014	Cumulative
Referred		51	838
Enrolled		51	837
Completed		52	667
Weeks Claimed	271	1,058	16,314
Gross Amount of Payments (\$)	\$ 115,623.00	\$464,352	\$7,139,097

These are MONTHLY counts; data in BOLD is weekly.

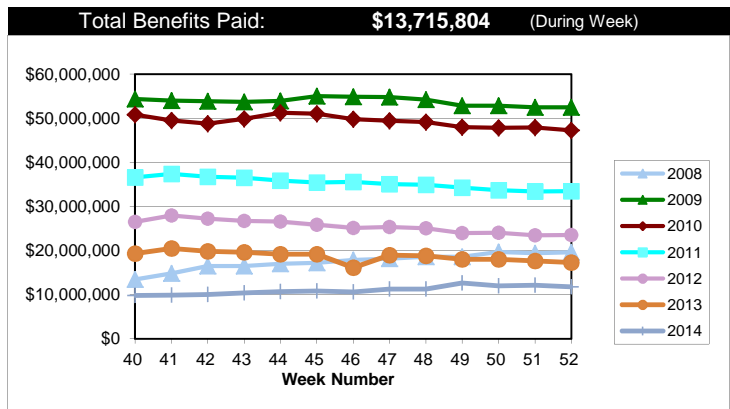
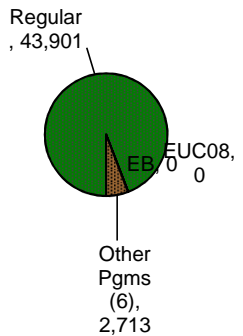
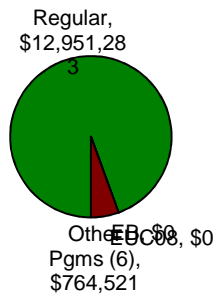
EMERGENCY UNEMPLOYMENT COMPENSATION 08 (EUC08)	This Week	Last Week	Cumulative
Initial Claims (Excl. Liable)	1	1	2,317
Weeks Claimed (Excl. Liable)	0	0	21,925
Gross Amount of Payments (\$)	\$0	\$0	\$8,051,113
Number Exhausting Tier 1 Benefits	0	0	392
Number Exhausting Tier 2 Benefits	0	0	470
Number Exhausting Tier Z Benefits (14th week of Tier 2)	0	0	493
Number Exhausting Tier 3 Benefits	0	0	567
Number Exhausting Tier 4 Benefits	0	0	78

EUC began 07/06/2008



Benefits Paid - By Program
Total: \$13,715,804

Weeks Claimed - By Program
Total: 46,614



Other Programs Include AB, TRA, TAA, WS, TUI, SUD, SEA

For current and historic UI reports, visit:



<http://www.oregon.gov/EMPLOY/BUDGET/UI/Pages/index.aspx>



(503) 947-1350

