

# UNEMPLOYMENT INSURANCE WEEKLY STATISTICS

State of Oregon  
**EMPLOYMENT DEPARTMENT**  
 UI Operations and Program Support

 (503) 947-1360  
 [Stepheni.K.Hutton@oregon.gov](mailto:Stepheni.K.Hutton@oregon.gov)  
 [www.oregon.gov](http://www.oregon.gov)

LABOR FORCE DATA		Last Month	Prior Month	Last Year
		December 2014	November 2014	December 2013
Oregon Civilian Labor Force		1,944,549	1,966,958	1,912,308
Total Number Unemployed		121,785	131,062	131,927
UNEMPLOYMENT RATES (CIVILIAN) (%)		Labor Force & Rate Data: <a href="http://www.QualityInfo.org">www.QualityInfo.org</a>		
Total Unemployment:	Oregon	6.30%	6.70%	6.90%
	National	5.40%	5.50%	6.50%
Seasonally Adjusted:	Oregon	6.70%	7.00%	7.10%
	National	5.60%	5.80%	6.70%

Week # :	1		THIS WEEK		LAST WEEK		Last Month	Prior Month	Last Year
	Ending:	January 10, 2015	2015	2014	2015	2014	December 2014	November 2014	December 2013
<b>UNEMPLOYMENT RATES (%)</b>									
<b>Insured Unemployment: Oregon</b>		2.48	3.35	2.76	2.85	2.79	2.01	3.62	
EB Trigger <sup>1</sup>		2.24	2.64	2.16	2.57				
Adjusted Insured Unemployment		2.74	3.37	2.68	3.30				
National Average TUR <sup>2</sup>		7.00	7.60	7.00	7.60				
<b>REGULAR CLAIMS (UI, UCFE, UCX)</b>									
<b>Initial Claims (Excl. Liable) <sup>3</sup></b>		<b>7,502</b>	<b>9,827</b>	<b>8,284</b>	<b>9,497</b>	<b>36,121</b>	<b>24,529</b>	<b>35,193</b>	
Oregon - New		4,528	3,596	2,431	4,829	16,253	13,342	16,938	
Additional		2,974	6,231	5,853	4,668	19,868	11,187	16,839	
Interstate - Agent		0	0	0	0	0	0	1,416	
Interstate - Liable		237	243	275	281	1,135	957	1,000	
<b>Weeks Claimed (Excl. Liable) <sup>3</sup></b>		<b>46,226</b>	<b>52,315</b>	<b>43,901</b>	<b>43,945</b>	<b>209,740</b>	<b>144,904</b>	<b>195,468</b>	
Oregon		46,226	52,315	43,901	43,945	196,450	135,931	182,060	
Interstate - Agent		0	0	0	0	13,290	8,973	13,408	
Interstate - Liable		2,118	2,429	2,129	2,262	10,208	7,559	9,213	
<b>New Combined Wage Claims</b>		<b>145</b>	<b>188</b>	<b>116</b>	<b>160</b>	<b>781</b>	<b>557</b>	<b>788</b>	
<b>Non-monetary Determinations &amp; Redeter.</b>		<b>1,933</b>	<b>1,796</b>	<b>1,465</b>	<b>1,983</b>	<b>9,074</b>	<b>5,812</b>	<b>8,170</b>	
<b>PAYMENTS: REGULAR BENEFITS</b>									
First Payments		4,201	4,054	3,311	2,875	13,721	8,463	12,070	
Payments Issued		45,688	56,470	41,373	43,223	185,956	128,431	176,932	
Gross Amount of Payments (\$) <sup>3</sup>		\$14,466,477	16,671,596	\$12,951,283	12,796,145	\$57,981,450	\$40,230,275	52,718,615	
Average Check Amount (\$) <sup>3</sup>		\$317	295	\$313	296	<b>\$312</b>	<b>\$313</b>	<b>298</b>	
Number Exhausting Benefits		803	924	684	882	3,964	2,572	3,481	
<b>TRUST FUND</b>									
Balance (in Millions) (\$)		\$2,301.99	\$1,819.	\$2,313.74	\$1,821.51	\$2,301.06	\$2,347.62	\$1,810.16	

<sup>1</sup> EB Trigger Graph: <http://www.oregon.gov/EMPLOY/Agency/Documents/Current%20Unemployment%20Insurance%20Reports/IUR.pdf>  
<sup>2</sup> NTUR: Unemployment Compensation Amendment Of 1992 specifies that a 2 month average NTUR be used to determine duration levels. <sup>3</sup> Excludes WORKSHARE program

For current and historic UI reports, visit: <http://www.oregon.gov/EMPLOY/Agency/Pages/UI-Reports.aspx>

<b>Week # :</b>	1		
<b>Ending:</b>	January 10, 2015		
	<b>This Week</b>	<b>Last Week</b>	<b>Cumulative</b>
<b>EXTENDED BENEFITS (EB)</b>			<b>YTD</b>
Initial Claims (Excl. Liable)	0	0	0
Weeks Claimed (Excl. Liable)	0	0	0
Gross Amount of Payments (\$)	\$0	\$0	\$0
Number Exhausting Benefits	0	0	0

Oregon HEB Trigger "OFF" 04/07/2012.

[http://www.workforcesecurity.doleta.gov/unemploy/claims\\_arch.asp](http://www.workforcesecurity.doleta.gov/unemploy/claims_arch.asp)

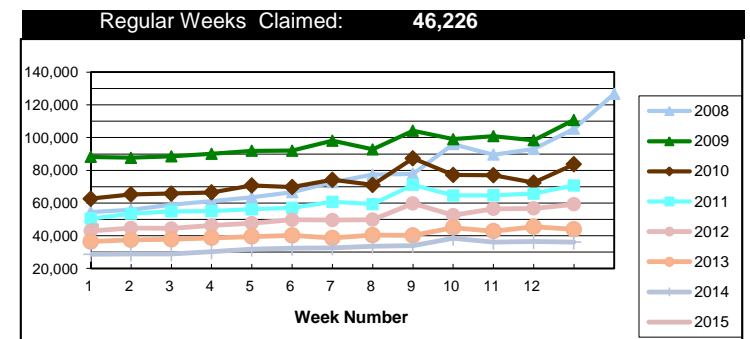
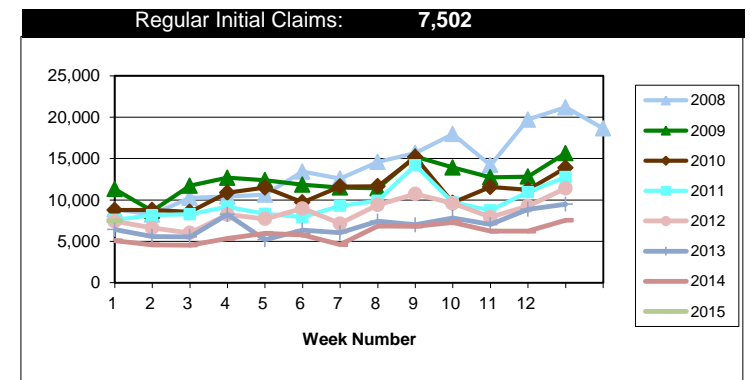
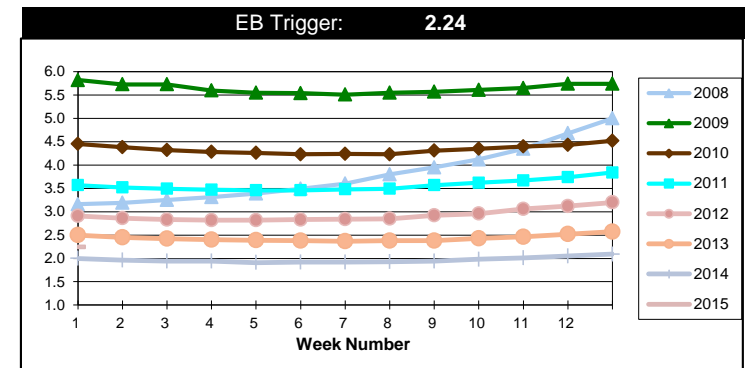
<b>Misc Additional Benefits (AB)</b>			
Initial Claims (Excl. Liable)	0	0	0
Weeks Claimed (Excl. Liable)	0	0	0
Gross Amount of Payments (\$)	0	0	\$0
Number Exhausting Benefits	0	0	0

<b>TRADE ADJUSTMENT ACT (TRA)</b>			
Training Plans	7	3	7
Initial Claims	4	13	4
Weeks Claimed	435	441	435
Gross Amount of TRA Payments (\$)	\$198,666	\$201,814	\$198,666
Certifications	0	0	0
Gross Amount of A/RTAA Payments (\$)	42,513	50,469	\$42,513

<b>WORKSHARE PROGRAM (WS)</b>			
Initial Claims	67	1	67
Weeks Claimed	435	325	435
Gross Amount of Payments (\$)	\$29,573	\$25,360	\$29,573
# of Workshare Plans	137	136	137

<b>TRAINING UI (TUI)</b>			
Applications Accepted	101	25	101
Approved	88	21	88
Weeks Claimed	0	1,093	0
Gross Amount of Payments (\$)	\$158,668	\$151,053	\$158,668

<b>SUPPLEMENTAL UI for DISLOCATED WORKERS (SUD)</b>			
Initial Claims	46	32	46
Weeks Claimed	579	583	579
Gross Amount of Payments (\$)	\$220,336	\$220,202	\$220,336



For current and historic UI reports, visit:



<http://www.oregon.gov/EMPLOY/Agency/Pages/UI-Reports.as>



(503) 947-1360



<b>Week # :</b>	<b>1</b>
<b>Ending:</b>	<b>January 10, 2015</b>

<b>SELF EMPLOYMENT (SEA) MONTHLY</b>		<b>December 2014</b>	<b>Cumulative</b>
Referred		64	409
Enrolled		64	409
Completed		45	243
<b>Weeks Claimed</b>	<b>277</b>	<b>1,311</b>	<b>277</b>
<b>Gross Amount of Payments (\$)</b>	<b>120,088</b>	<b>\$577,143</b>	<b>\$120,088</b>

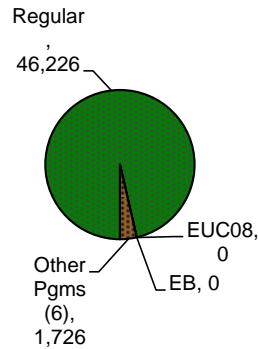
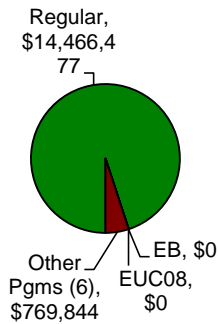
These are MONTHLY counts; data in BOLD is weekly.

<b>EMERGENCY UNEMPLOYMENT COMPENSATION 08 (EUC08)</b>	<b>This Week</b>	<b>Last Week</b>	<b>Cumulative</b>
Initial Claims (Excl. Liable)	0	1	0
Weeks Claimed (Excl. Liable)	0	0	0
Gross Amount of Payments (\$)	\$0	\$0	\$0
Number Exhausting Tier 1 Benefits	0	0	0
Number Exhausting Tier 2 Benefits	0	0	0
Number Exhausting Tier Z Benefits (14th week of Tier 2)	0	0	0
Number Exhausting Tier 3 Benefits	0	0	0
Number Exhausting Tier 4 Benefits	0	0	0

EUC began 07/06/2008

**Benefits Paid - By Program**  
**Total: \$15,236,321**

**Weeks Claimed - By Program**  
**Total: 47,952**



<sup>6</sup> Other Programs Include AB, TRA, TAA, WS, TUI, SUD, SEA  
 For current and historic UI reports, visit:

<http://www.oregon.gov/EMPLOY/Agency/Pages/UI-Reports.aspx>

