

UNEMPLOYMENT INSURANCE WEEKLY STATISTICS

State of Oregon
EMPLOYMENT DEPARTMENT
 UI Operations and Program Support

 (503) 947-1360
 Stepheni.K.Hutton@oregon.gov
 www.oregon.gov

LABOR FORCE DATA		Last Month	Prior Month	Last Year
		December 2014	November 2014	December 2013
Oregon Civilian Labor Force		1,944,549	1,966,958	1,912,308
Total Number Unemployed		121,785	131,062	131,927

UNEMPLOYMENT RATES (CIVILIAN) (%)		Labor Force & Rate Data: www.QualityInfo.org		
Total Unemployment:	Oregon	6.30%	6.70%	6.90%
	National	5.40%	5.50%	6.50%
Seasonally Adjusted:	Oregon	6.70%	7.00%	7.10%
	National	5.60%	5.80%	6.70%

Week # :	3		THIS WEEK		LAST WEEK		Last Month	Prior Month	Last Year
	Ending:	January 24, 2015	2015	2014	2015	2014	December 2014	November 2014	December 2013
UNEMPLOYMENT RATES (%)									
Insured Unemployment: Oregon		2.46	3.27	2.46	3.49	2.79	2.01	3.62	
EB Trigger ¹		2.32	2.80	2.28	2.73				
Adjusted Insured Unemployment		2.82	3.53	2.79	3.46				
National Average TUR ²		7.00	7.60	7.00	7.60				
REGULAR CLAIMS (UI, UCFE, UCX)									
Initial Claims (Excl. Liable) ³		6,053	9,745	6,993	8,591	36,121	24,529	35,193	
Oregon - New		3,718	7,023	4,800	5,243	16,253	13,342	16,938	
Additional		2,335	2,722	2,193	3,348	19,868	11,187	16,839	
Interstate - Agent		0	0	0	0	0	0	1,416	
Interstate - Liable		243	347	236	251	1,135	957	1,000	
Weeks Claimed (Excl. Liable) ³		39,148	50,850	39,096	54,429	209,740	144,904	195,468	
Oregon		39,148	50,850	39,096	54,429	196,450	135,931	182,060	
Interstate - Agent		0	0	0	0	13,290	8,973	13,408	
Interstate - Liable		2,062	2,489	2,071	2,451	10,208	7,559	9,213	
New Combined Wage Claims		141	238	187	198	781	557	788	
Non-monetary Determinations & Redeter.		1,714	2,577	2,262	2,230	9,074	5,812	8,170	
PAYMENTS: REGULAR BENEFITS									
First Payments		3,800	5,626	2,366	4,699	13,721	8,463	12,070	
Payments Issued		37,605	49,396	38,091	52,705	185,956	128,431	176,932	
Gross Amount of Payments (\$) ³		\$11,696,929	14,338,860	\$11,797,812	15,672,642	\$57,981,450	\$40,230,275	52,718,615	
Average Check Amount (\$) ³		\$311	290	\$310	297	\$312	\$313	298	
Number Exhausting Benefits		658	943	691	1,248	3,964	2,572	3,481	
TRUST FUND									
Balance (in Millions) (\$)		\$2,290.45	\$1,798.7	\$2,295.09	\$1,808.03	\$2,301.06	\$2,347.62	\$1,810.16	

¹ EB Trigger Graph: <http://www.oregon.gov/EMPLOY/Agency/Documents/Current%20Unemployment%20Insurance%20Reports/IUR.pdf>
² NTUR: Unemployment Compensation Amendment Of 1992 specifies that a 2 month average NTUR be used to determine duration levels. ³ Excludes WORKSHARE program

For current and historic UI reports, visit: <http://www.oregon.gov/EMPLOY/Agency/Pages/UI-Reports.aspx>

Week # :	3		
Ending:	January 24, 2015		
	This Week	Last Week	Cumulative
EXTENDED BENEFITS (EB)			YTD
Initial Claims (Excl. Liable)	0	1	1
Weeks Claimed (Excl. Liable)	0	0	0
Gross Amount of Payments (\$)	\$0	\$0	\$0
Number Exhausting Benefits	0	0	0

Oregon HEB Trigger "OFF" 04/07/2012.

http://www.workforcesecurity.doleta.gov/unemploy/claims_arch.asp

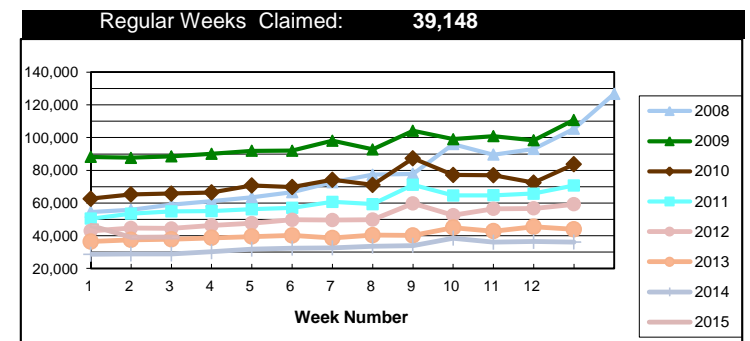
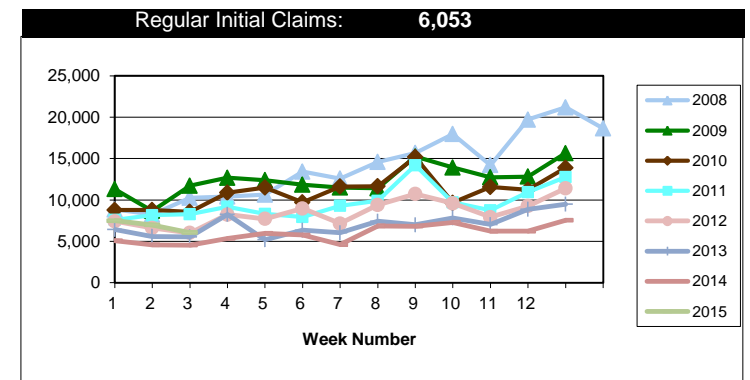
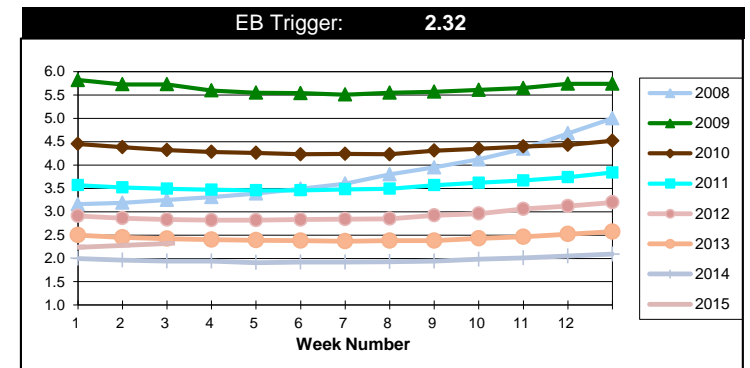
Misc Additional Benefits (AB)			
Initial Claims (Excl. Liable)	0	0	0
Weeks Claimed (Excl. Liable)	0	0	0
Gross Amount of Payments (\$)	0	0	\$0
Number Exhausting Benefits	0	0	0

TRADE ADJUSTMENT ACT (TRA)			
Training Plans	0	3	10
Initial Claims	1	4	9
Weeks Claimed	427	430	1,292
Gross Amount of TRA Payments (\$)	\$195,326	\$195,440	\$589,432
Certifications	0	0	0
Gross Amount of A/RTAA Payments (\$)	51,439	78,942	\$172,894

WORKSHARE PROGRAM (WS)			
Initial Claims	36	21	124
Weeks Claimed	321	458	1,214
Gross Amount of Payments (\$)	\$23,642	\$27,414	\$80,629
# of Workshare Plans	138	138	413

TRAINING UI (TUI)			
Applications Accepted	64	81	246
Approved	63	67	218
Weeks Claimed	0	0	0
Gross Amount of Payments (\$)	\$195,941	\$207,138	\$561,747

SUPPLEMENTAL UI for DISLOCATED WORKERS (SUD)			
Initial Claims	29	42	117
Weeks Claimed	590	610	1,779
Gross Amount of Payments (\$)	\$208,463	\$227,742	\$656,541



For current and historic UI reports, visit:



<http://www.oregon.gov/EMPLOY/Agency/Pages/UI-Reports.as>



(503) 947-1360



Week # :	3
Ending:	January 24, 2015

SELF EMPLOYMENT (SEA) MONTHLY		December 2014	Cumulative
Referred		64	409
Enrolled		64	409
Completed		45	243
Weeks Claimed	266	1,311	802
Gross Amount of Payments (\$)	117,300	\$577,143	\$355,699

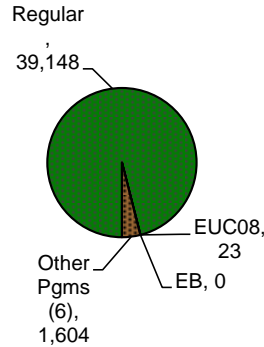
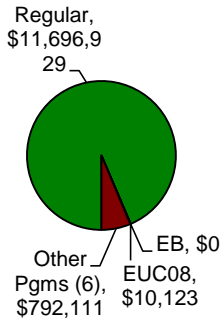
These are MONTHLY counts; data in BOLD is weekly.

EMERGENCY UNEMPLOYMENT COMPENSATION 08 (EUC08)	This Week	Last Week	Cumulative
Initial Claims (Excl. Liable)	1	0	1
Weeks Claimed (Excl. Liable)	23	0	23
Gross Amount of Payments (\$)	\$10,123	\$5,971	\$16,094
Number Exhausting Tier 1 Benefits	1	1	2
Number Exhausting Tier 2 Benefits	0	0	0
Number Exhausting Tier Z Benefits (14th week of Tier 2)	0	0	0
Number Exhausting Tier 3 Benefits	0	0	0
Number Exhausting Tier 4 Benefits	0	0	0

EUC began 07/06/2008

Benefits Paid - By Program
Total: \$12,499,163

Weeks Claimed - By Program
Total: 40,775



⁶ Other Programs Include AB, TRA, TAA, WS, TUI, SUD, SEA
 For current and historic UI reports, visit:

<http://www.oregon.gov/EMPLOY/Agency/Pages/UI-Reports.aspx>

