

UNEMPLOYMENT INSURANCE WEEKLY STATISTICS

State of Oregon
EMPLOYMENT DEPARTMENT
 UI Operations and Program Support

☎ (503) 947-1360
 ✉ Stephni.K.Hutton@oregon.gov
 🌐 www.oregon.gov

LABOR FORCE DATA		Last Month	Prior Month	Last Year
		January 2015	December 2014	January 2014
Oregon Civilian Labor Force		1,942,700	1,951,265	1,899,924
Total Number Unemployed		128,106	124,532	149,299
UNEMPLOYMENT RATES (CIVILIAN) (%)		Labor Force & Rate Data: www.QualityInfo.org		
Total Unemployment:	Oregon	6.60%	6.40%	7.90%
	National	6.10%	5.40%	7.00%
Seasonally Adjusted:	Oregon	6.30%	6.70%	7.20%
	National	5.70%	5.60%	6.60%

Week # :	7	THIS WEEK		LAST WEEK		Last Month	Prior Month	Last Year
Ending:	February 21, 2015	2015	2014	2015	2014	January 2015	December 2014	January 2014
UNEMPLOYMENT RATES (%)								
Insured Unemployment: Oregon		2.36	3.27	2.40	3.17	2.33	2.79	3.74
EB Trigger ¹		2.43	3.04	2.41	2.98			
Adjusted Insured Unemployment		2.94	3.78	2.92	3.72			
National Average TUR ²		6.90	7.30	6.90	7.30			
REGULAR CLAIMS (UI, UCFE, UCX)								
Initial Claims (Excl. Liable) ³		4,547	7,696	5,748	6,144	28,812	36,121	42,250
Oregon - New		2,416	3,680	2,870	3,097	17,677	16,253	24,002
Additional		2,131	4,016	2,878	3,047	9,973	19,868	17,932
Interstate - Agent		0	0	0	0	1,162	0	316
Interstate - Liable		184	198	202	210	935	1,135	1,419
Weeks Claimed (Excl. Liable) ³		38,753	51,073	40,116	49,482	179,335	209,740	267,417
Oregon		38,753	51,073	40,116	49,482	168,468	196,450	263,944
Interstate - Agent		0	0	0	0	10,867	13,290	3,473
Interstate - Liable		2,016	2,348	2,032	2,326	8,351	10,208	12,132
New Combined Wage Claims		110	135	145	191	688	781	973
Non-monetary Determinations & Redeter.		1,415	2,335	1,725	1,970	7,853	9,074	11,321
PAYMENTS: REGULAR BENEFITS								
First Payments		2,206	2,911	2,517	3,012	13,393	13,721	22,087
Payments Issued		38,076	50,903	39,657	49,253	160,988	185,956	256,705
Gross Amount of Payments (\$) ³		\$11,873,988	14,758,698	\$12,344,236	14,241,869	\$50,191,503	\$57,981,450	74,961,137
Average Check Amount (\$) ³		\$312	290	\$311	289	\$312	\$312	292
Number Exhausting Benefits		688	965	703	837	2,812	3,964	4,857
TRUST FUND								
Balance (in Millions) (\$)		\$2,388.97	\$1,892.09	\$2,397.09	\$1,899.66	\$2,290.7	\$2,301.06	\$1,796.83

¹ EB Trigger Graph: <http://www.oregon.gov/EMPLOY/Agency/Documents/Current%20Unemployment%20Insurance%20Reports/IUR.pdf>
² NTUR: Unemployment Compensation Amendment Of 1992 specifies that a 2 month average NTUR be used to determine duration levels. ³ Excludes WORKSHARE program

For current and historic UI reports, visit: <http://www.oregon.gov/EMPLOY/Agency/Pages/UI-Reports.aspx>

Week # :	7
Ending:	February 21, 2015

	This Week	Last Week	Cumulative YTD
EXTENDED BENEFITS (EB)			
Initial Claims (Excl. Liable)	0	0	1
Weeks Claimed (Excl. Liable)	0	0	0
Gross Amount of Payments (\$)	\$0	\$0	\$0
Number Exhausting Benefits	0	0	0

Oregon HEB Trigger "OFF" 04/07/2012.

http://www.workforcesecurity.doleta.gov/unemploy/claims_arch.asp

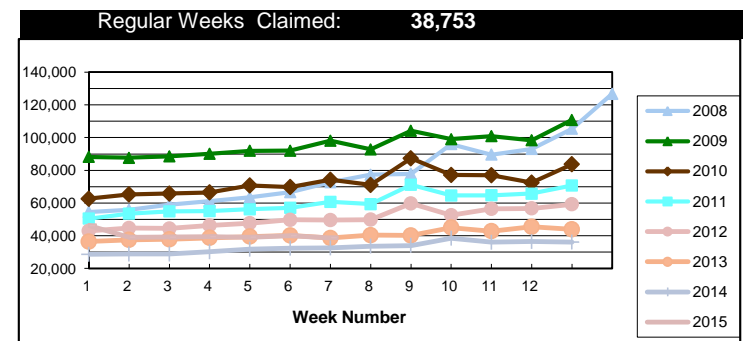
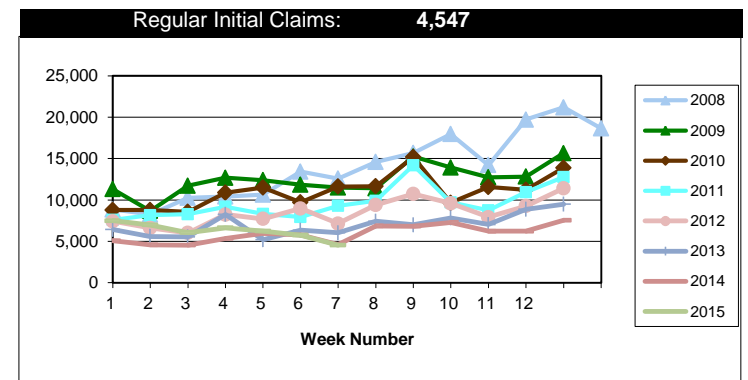
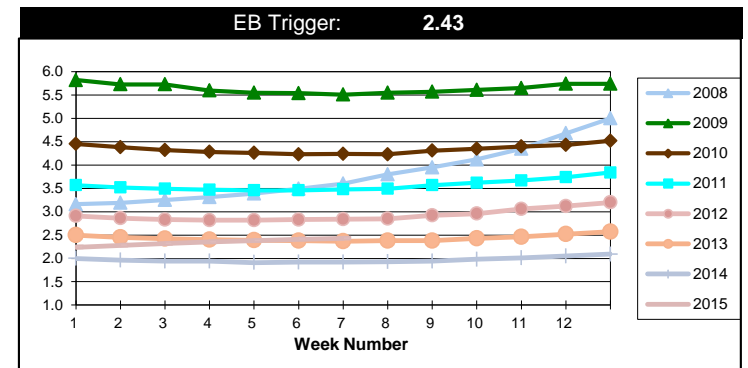
Misc Additional Benefits (AB)			
Initial Claims (Excl. Liable)	0	0	0
Weeks Claimed (Excl. Liable)	3	5	17
Gross Amount of Payments (\$)	0	0	\$0
Number Exhausting Benefits	0	0	0

TRADE ADJUSTMENT ACT (TRA)			
Training Plans	0	2	12
Initial Claims	0	2	41
Weeks Claimed	434	436	3,011
Gross Amount of TRA Payments (\$)	\$198,468	\$193,538	\$1,367,354
Certifications	0	0	0
Gross Amount of A/RTAA Payments (\$)	204,846	125,300	\$688,197

WORKSHARE PROGRAM (WS)			
Initial Claims	42	24	362
Weeks Claimed	356	324	2,578
Gross Amount of Payments (\$)	\$32,935	\$29,851	\$199,797
# of Workshare Plans	140	138	966

TRAINING UI (TUI)			
Applications Accepted	38	69	463
Approved	30	55	399
Weeks Claimed	0	0	0
Gross Amount of Payments (\$)	\$209,114	\$208,358	\$1,414,754

SUPPLEMENTAL UI for DISLOCATED WORKERS (SUD)			
Initial Claims	10	29	220
Weeks Claimed	580	583	4,121
Gross Amount of Payments (\$)	\$213,561	\$223,055	\$1,546,682



For current and historic UI reports, visit:



<http://www.oregon.gov/EMPLOY/Agency/Pages/UI-Reports.as>



(503) 947-1360



Week # :	7
Ending:	February 21, 2015

SELF EMPLOYMENT (SEA) MONTHLY		January 2015	Cumulative
Referred		69	409
Enrolled		69	409
Completed		45	243
Weeks Claimed	291	1,082	1,938
Gross Amount of Payments (\$)	125,675	\$481,977	\$860,646

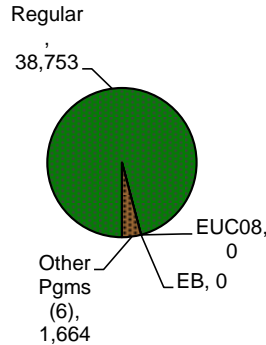
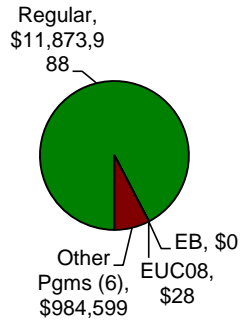
These are MONTHLY counts; data in BOLD is weekly.

EMERGENCY UNEMPLOYMENT COMPENSATION 08 (EUC08)	This Week	Last Week	Cumulative
Initial Claims (Excl. Liable)	0	0	1
Weeks Claimed (Excl. Liable)	0	0	23
Gross Amount of Payments (\$)	\$28	\$1,510	\$18,451
Number Exhausting Tier 1 Benefits	0	0	3
Number Exhausting Tier 2 Benefits	0	0	0
Number Exhausting Tier Z Benefits (14th week of Tier 2)	0	0	0
Number Exhausting Tier 3 Benefits	0	0	0
Number Exhausting Tier 4 Benefits	0	0	0

EUC began 07/06/2008

Benefits Paid - By Program
Total: \$12,858,615

Weeks Claimed - By Program
Total: 40,417



⁶ Other Programs Include AB, TRA, TAA, WS, TUI, SUD, SEA
 For current and historic UI reports, visit:

<http://www.oregon.gov/EMPLOY/Agency/Pages/UI-Reports.aspx>

