

UNEMPLOYMENT INSURANCE WEEKLY STATISTICS

State of Oregon
EMPLOYMENT DEPARTMENT
 UI Operations and Program Support

 (503) 947-1360
 Stepheni.K.Hutton@oregon.gov
 www.oregon.gov

LABOR FORCE DATA		Last Month	Prior Month	Last Year
		January 2015	December 2014	January 2014
Oregon Civilian Labor Force		1,942,700	1,951,265	1,899,924
Total Number Unemployed		128,106	124,532	149,299
UNEMPLOYMENT RATES (CIVILIAN) (%)		Labor Force & Rate Data: www.QualityInfo.org		
Total Unemployment:	Oregon	6.60%	6.40%	7.90%
	National	6.10%	5.40%	7.00%
Seasonally Adjusted:	Oregon	6.30%	6.70%	7.20%
	National	5.70%	5.60%	6.60%

Week # :	8		THIS WEEK		LAST WEEK		Last Month	Prior Month	Last Year
	Ending:	February 28, 2015	2015	2014	2015	2014	January 2015	December 2014	January 2014
UNEMPLOYMENT RATES (%)									
Insured Unemployment: Oregon		2.29	3.22	2.36	3.27	2.33	2.79	3.74	
EB Trigger ¹		2.42	3.09	2.43	3.04				
Adjusted Insured Unemployment		2.42	3.83	2.94	3.78				
National Average TUR ²		6.90	7.30	6.90	7.30				
REGULAR CLAIMS (UI, UCFE, UCX)									
Initial Claims (Excl. Liable) ³		4,332	5,907	4,547	7,696	28,812	36,121	42,250	
Oregon - New		2,044	3,019	2,416	3,680	17,677	16,253	24,002	
Additional		2,288	2,888	2,131	4,016	9,973	19,868	17,932	
Interstate - Agent		0	0	0	0	1,162	0	316	
Interstate - Liable		164	200	184	198	935	1,135	1,419	
Weeks Claimed (Excl. Liable) ³		38,110	50,141	38,753	51,073	179,335	209,740	267,417	
Oregon		38,110	50,141	38,753	51,073	168,468	196,450	263,944	
Interstate - Agent		0	0	0	0	10,867	13,290	3,473	
Interstate - Liable		2,036	2,344	2,016	2,348	8,351	10,208	12,132	
New Combined Wage Claims		159	126	110	135	688	781	973	
Non-monetary Determinations & Redeter.		1,773	2,028	1,415	2,335	7,853	9,074	11,321	
PAYMENTS: REGULAR BENEFITS									
First Payments		2,148	2,967	2,206	2,911	13,393	13,721	22,087	
Payments Issued		38,793	50,430	38,076	50,903	160,988	185,956	256,705	
Gross Amount of Payments (\$) ³		\$11,948,423	14,617,733	\$11,873,988	14,758,698	\$50,191,503	\$57,981,450	74,961,137	
Average Check Amount (\$) ³		\$308	290	\$312	290	\$312	\$312	292	
Number Exhausting Benefits		655	876	688	965	2,812	3,964	4,857	
TRUST FUND									
Balance (in Millions) (\$)		\$2,383.34	\$1,886.91	\$2,388.97	\$1,892.09	\$2,290.7	\$2,301.06	\$1,796.83	

¹ EB Trigger Graph: <http://www.oregon.gov/EMPLOY/Agency/Documents/Current%20Unemployment%20Insurance%20Reports/IUR.pdf>
² NTUR: Unemployment Compensation Amendment Of 1992 specifies that a 2 month average NTUR be used to determine duration levels. ³ Excludes WORKSHARE program

For current and historic UI reports, visit: <http://www.oregon.gov/EMPLOY/Agency/Pages/UI-Reports.aspx>

Week # :	8
Ending:	February 28, 2015

	This Week	Last Week	Cumulative YTD
EXTENDED BENEFITS (EB)			
Initial Claims (Excl. Liable)	0	0	1
Weeks Claimed (Excl. Liable)	0	0	0
Gross Amount of Payments (\$)	\$0	\$0	\$0
Number Exhausting Benefits	0	0	0

Oregon HEB Trigger "OFF" 04/07/2012.

http://www.workforcesecurity.doleta.gov/unemploy/claims_arch.asp

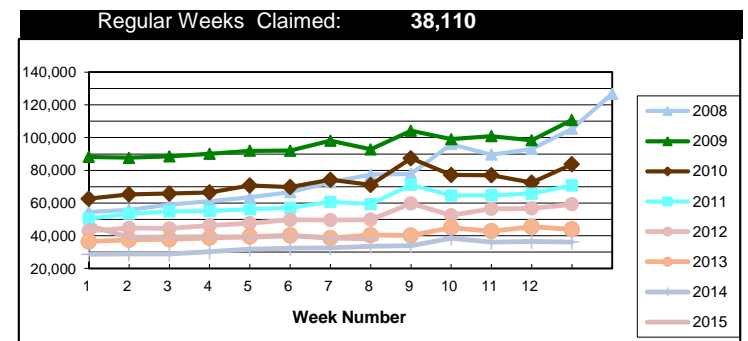
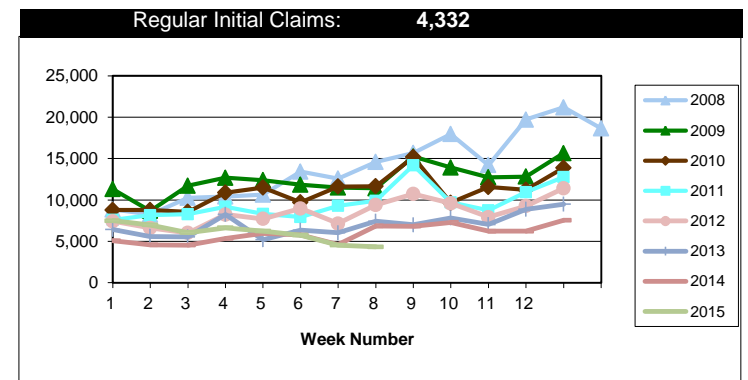
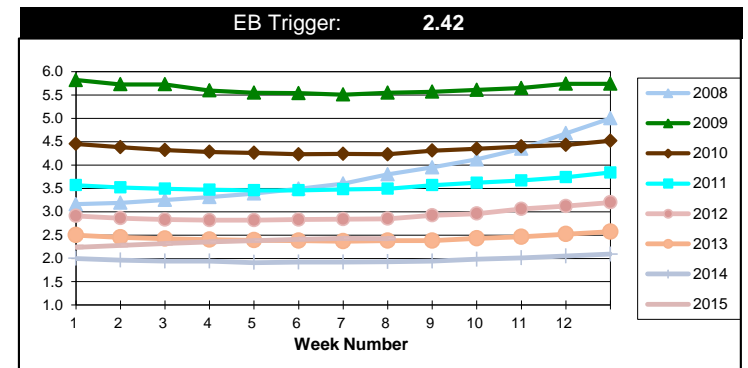
Misc Additional Benefits (AB)			
Initial Claims (Excl. Liable)	0	0	0
Weeks Claimed (Excl. Liable)	5	3	22
Gross Amount of Payments (\$)	0	0	\$0
Number Exhausting Benefits	0	0	0

TRADE ADJUSTMENT ACT (TRA)			
Training Plans	1	0	13
Initial Claims	5	0	46
Weeks Claimed	425	434	3,436
Gross Amount of TRA Payments (\$)	\$191,463	\$198,468	\$1,558,817
Certifications	0	0	0
Gross Amount of A/RTAA Payments (\$)	194,266	204,846	\$882,463

WORKSHARE PROGRAM (WS)			
Initial Claims	34	42	396
Weeks Claimed	318	356	2,896
Gross Amount of Payments (\$)	\$31,933	\$32,935	\$231,730
# of Workshare Plans	142	140	1,108

TRAINING UI (TUI)			
Applications Accepted	58	38	521
Approved	51	30	450
Weeks Claimed	0	0	0
Gross Amount of Payments (\$)	\$209,752	\$209,114	\$1,624,506

SUPPLEMENTAL UI for DISLOCATED WORKERS (SUD)			
Initial Claims	28	10	248
Weeks Claimed	560	580	4,681
Gross Amount of Payments (\$)	\$214,130	\$213,561	\$1,760,812



For current and historic UI reports, visit:



<http://www.oregon.gov/EMPLOY/Agency/Pages/UI-Reports.as>



(503) 947-1360



Week # :	8
Ending:	February 28, 2015

SELF EMPLOYMENT (SEA) MONTHLY		January 2015	Cumulative
Referred		69	409
Enrolled		69	409
Completed		45	243
Weeks Claimed	294	1,082	2,232
Gross Amount of Payments (\$)	128,684	\$481,977	\$989,330

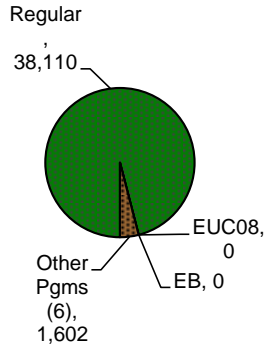
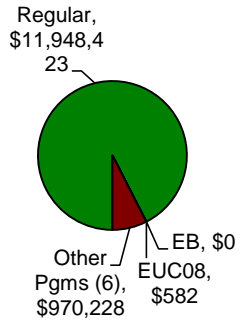
These are MONTHLY counts; data in BOLD is weekly.

EMERGENCY UNEMPLOYMENT COMPENSATION 08 (EUC08)	This Week	Last Week	Cumulative
Initial Claims (Excl. Liable)	0	0	1
Weeks Claimed (Excl. Liable)	0	0	23
Gross Amount of Payments (\$)	\$582	\$28	\$19,033
Number Exhausting Tier 1 Benefits	0	0	3
Number Exhausting Tier 2 Benefits	0	0	0
Number Exhausting Tier Z Benefits (14th week of Tier 2)	0	0	0
Number Exhausting Tier 3 Benefits	0	0	0
Number Exhausting Tier 4 Benefits	0	0	0

EUC began 07/06/2008

Benefits Paid - By Program
Total: \$12,919,233

Weeks Claimed - By Program
Total: 39,712



⁶ Other Programs Include AB, TRA, TAA, WS, TUI, SUD, SEA
 For current and historic UI reports, visit:

<http://www.oregon.gov/EMPLOY/Agency/Pages/UI-Reports.aspx>

