

# UNEMPLOYMENT INSURANCE WEEKLY STATISTICS

State of Oregon  
**EMPLOYMENT DEPARTMENT**  
 UI Operations and Program Support

**(503) 947-1360**  
[Stepheni.K.Hutton@oregon.gov](mailto:Stepheni.K.Hutton@oregon.gov)  
[www.oregon.gov](http://www.oregon.gov)

LABOR FORCE DATA		Last Month	Prior Month	Last Year
		February 2015	January 2015	February 2014
Oregon Civilian Labor Force		1,940,394	1,942,694	1,910,782
Total Number Unemployed		119,515	127,925	153,829

UNEMPLOYMENT RATES (CIVILIAN) (%)		Labor Force & Rate Data: <a href="http://www.QualityInfo.org">www.QualityInfo.org</a>		
		February 2015	January 2015	February 2014
Total Unemployment:	Oregon	6.20%	6.60%	8.10%
	National	5.80%	6.10%	7.00%
Seasonally Adjusted:	Oregon	5.80%	6.30%	7.10%
	National	5.50%	5.70%	6.70%

Week # :	10		THIS WEEK		LAST WEEK		Last Month	Prior Month	Last Year
	Ending:	March 14, 2015	2015	2014	2015	2014	February 2015	January 2015	February 2014
<b>UNEMPLOYMENT RATES (%)</b>									
<b>Insured Unemployment: Oregon</b>		2.18	2.91	2.24	3.05	2.46	2.33	3.08	
EB Trigger <sup>1</sup>		2.41	3.12	2.42	3.12				
Adjusted Insured Unemployment		2.93	3.86	2.94	3.86				
National Average TUR <sup>2</sup>		6.90	7.30	6.90	7.30				
<b>REGULAR CLAIMS (UI, UCFE, UCX)</b>									
<b>Initial Claims (Excl. Liable) <sup>3</sup></b>		<b>4,408</b>	<b>5,639</b>	<b>5,043</b>	<b>5,744</b>	<b>22,113</b>	<b>28,812</b>	<b>25,756</b>	
Oregon - New		2,404	2,891	2,756	3,151	11,048	17,677	13,100	
Additional		2,004	2,748	2,287	2,593	10,051	9,973	12,656	
Interstate - Agent		0	0	0	0	1,014	1,162	0	
Interstate - Liable		158	193	196	183	729	935	791	
<b>Weeks Claimed (Excl. Liable) <sup>3</sup></b>		<b>36,091</b>	<b>45,363</b>	<b>36,969</b>	<b>47,594</b>	<b>171,112</b>	<b>179,335</b>	<b>206,717</b>	
Oregon		36,091	45,363	36,969	47,594	160,427	168,468	203,373	
Interstate - Agent		0	0	0	0	10,685	10,867	3,344	
Interstate - Liable		1,932	2,188	1,940	2,273	8,148	8,351	9,291	
<b>New Combined Wage Claims</b>		<b>110</b>	<b>91</b>	<b>124</b>	<b>189</b>	<b>593</b>	<b>688</b>	<b>698</b>	
<b>Non-monetary Determinations &amp; Redeter.</b>		<b>1,716</b>	<b>2,126</b>	<b>1,838</b>	<b>2,493</b>	<b>6,479</b>	<b>7,853</b>	<b>8,826</b>	
<b>PAYMENTS: REGULAR BENEFITS</b>									
First Payments		1,686	2,266	1,914	2,494	9,321	13,393	11,384	
Payments Issued		35,918	46,322	38,095	48,846	155,312	160,988	199,432	
Gross Amount of Payments (\$) <sup>3</sup>		\$11,220,803	13,418,186	\$11,773,452	14,122,235	\$48,172,279	\$50,191,503	57,740,535	
Average Check Amount (\$) <sup>3</sup>		\$312	290	\$309	289	<b>\$310</b>	<b>\$312</b>	<b>290</b>	
Number Exhausting Benefits		702	724	643	836	2,683	2,812	3,514	
<b>TRUST FUND</b>									
Balance (in Millions) (\$)		\$2,364.51	\$1,878.95	\$2,371.12	\$1,878.95	\$2,383.34	\$2,290.7	\$1,878.95	

<sup>1</sup> EB Trigger Graph: <http://www.oregon.gov/EMPLOY/Agency/Documents/Current%20Unemployment%20Insurance%20Reports/IUR.pdf>  
<sup>2</sup> NTUR: Unemployment Compensation Amendment Of 1992 specifies that a 2 month average NTUR be used to determine duration levels. <sup>3</sup> Excludes WORKSHARE program

For current and historic UI reports, visit: <http://www.oregon.gov/EMPLOY/Agency/Pages/UI-Reports.aspx>

<b>Week # :</b>	10
<b>Ending:</b>	March 14, 2015

	This Week	Last Week	Cumulative YTD
<b>EXTENDED BENEFITS (EB)</b>			
Initial Claims (Excl. Liable)	0	0	1
Weeks Claimed (Excl. Liable)	0	0	0
Gross Amount of Payments (\$)	\$0	\$0	\$0
Number Exhausting Benefits	0	0	0

Oregon HEB Trigger "OFF" 04/07/2012.

[http://www.workforcesecurity.doleta.gov/unemploy/claims\\_arch.asp](http://www.workforcesecurity.doleta.gov/unemploy/claims_arch.asp)

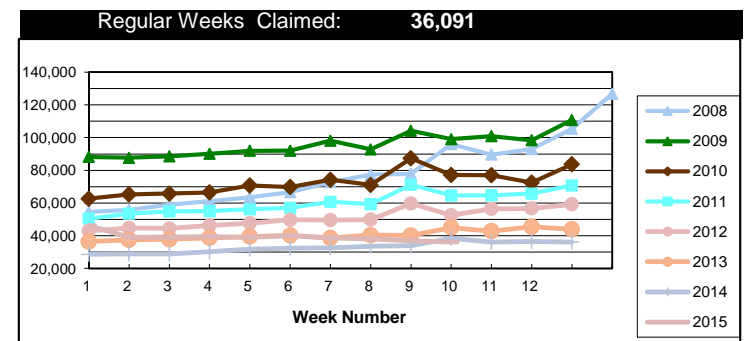
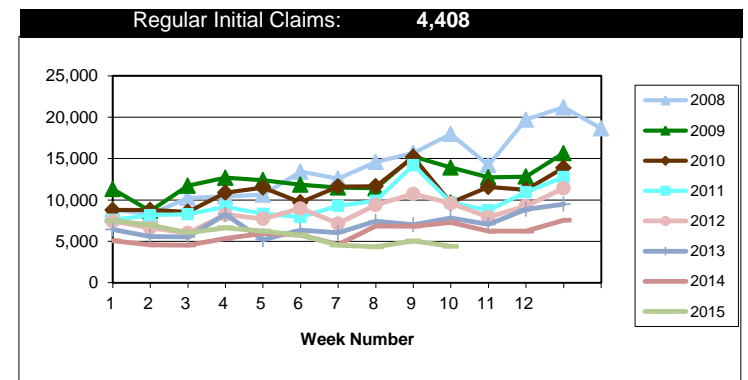
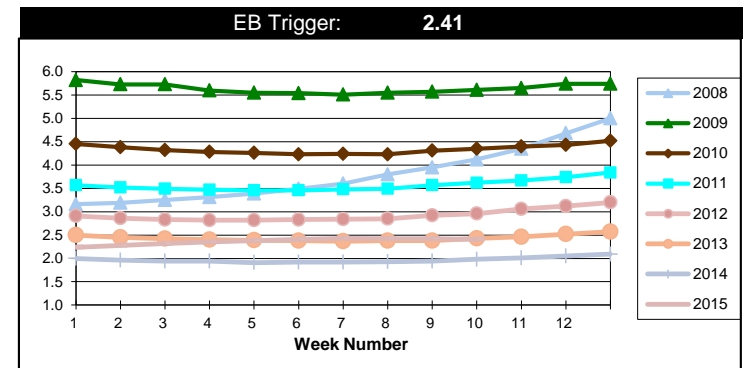
<b>Misc Additional Benefits (AB)</b>			
Initial Claims (Excl. Liable)	0	0	0
Weeks Claimed (Excl. Liable)	5	3	30
Gross Amount of Payments (\$)	0	0	\$0
Number Exhausting Benefits	0	0	0

<b>TRADE ADJUSTMENT ACT (TRA)</b>			
Training Plans	2	2	17
Initial Claims	4	2	52
Weeks Claimed	414	424	4,274
Gross Amount of TRA Payments (\$)	\$188,580	\$191,951	\$1,939,348
Certifications	0	0	0
Gross Amount of A/RTAA Payments (\$)	126,696	152,518	\$1,161,676

<b>WORKSHARE PROGRAM (WS)</b>			
Initial Claims	14	79	489
Weeks Claimed	293	266	3,455
Gross Amount of Payments (\$)	\$34,639	\$23,939	\$290,308
# of Workshare Plans	146	144	1,398

<b>TRAINING UI (TUI)</b>			
Applications Accepted	62	59	642
Approved	57	49	556
Weeks Claimed	0	0	0
Gross Amount of Payments (\$)	\$202,769	\$204,631	\$2,031,906

<b>SUPPLEMENTAL UI for DISLOCATED WORKERS (SUD)</b>			
Initial Claims	24	22	294
Weeks Claimed	562	566	5,809
Gross Amount of Payments (\$)	\$207,900	\$215,889	\$2,184,601



For current and historic UI reports, visit:



<http://www.oregon.gov/EMPLOY/Agency/Pages/UI-Reports.as>



(503) 947-1360



<b>Week # :</b>	<b>10</b>
<b>Ending:</b>	<b>March 14, 2015</b>

<b>SELF EMPLOYMENT (SEA) MONTHLY</b>		February 2015	Cumulative
Referred		69	409
Enrolled		69	409
Completed		29	243
<b>Weeks Claimed</b>	<b>301</b>	<b>1,150</b>	<b>2,836</b>
<b>Gross Amount of Payments (\$)</b>	<b>142,571</b>	<b>\$507,353</b>	<b>\$1,272,526</b>

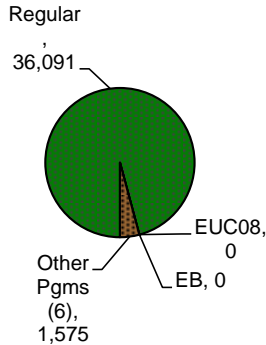
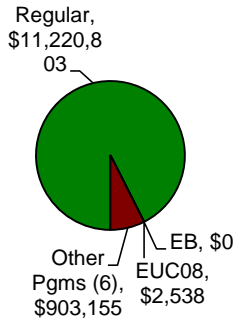
These are MONTHLY counts; data in BOLD is weekly.

<b>EMERGENCY UNEMPLOYMENT COMPENSATION 08 (EUC08)</b>	<b>This Week</b>	<b>Last Week</b>	<b>Cumulative</b>
Initial Claims (Excl. Liable)	0	1	2
Weeks Claimed (Excl. Liable)	0	0	23
Gross Amount of Payments (\$)	\$2,538	\$608	\$22,179
Number Exhausting Tier 1 Benefits	0	0	3
Number Exhausting Tier 2 Benefits	0	0	0
Number Exhausting Tier Z Benefits (14th week of Tier 2)	0	0	0
Number Exhausting Tier 3 Benefits	0	0	0
Number Exhausting Tier 4 Benefits	0	0	0

EUC began 07/06/2008

**Benefits Paid - By Program**  
**Total: \$12,126,496**

**Weeks Claimed - By Program**  
**Total: 37,666**



<sup>6</sup> Other Programs Include AB, TRA, TAA, WS, TUI, SUD, SEA  
 For current and historic UI reports, visit:

<http://www.oregon.gov/EMPLOY/Agency/Pages/UI-Reports.aspx>

