

# UNEMPLOYMENT INSURANCE WEEKLY STATISTICS

State of Oregon  
**EMPLOYMENT DEPARTMENT**  
 UI Operations and Program Support

☎ (503) 947-1360  
 ✉ [Stephni.K.Hutton@oregon.gov](mailto:Stephni.K.Hutton@oregon.gov)  
 🌐 [www.oregon.gov](http://www.oregon.gov)

| LABOR FORCE DATA                  |          | Last Month  | Prior Month  | Last Year     |
|-----------------------------------|----------|---|--------------|---------------|
|                                   |          | February 2015   | January 2015 | February 2014 |
| Oregon Civilian Labor Force       |          | 1,940,394   | 1,942,694    | 1,910,782     |
| Total Number Unemployed           |          | 119,515   | 127,925      | 153,829       |
| UNEMPLOYMENT RATES (CIVILIAN) (%) |          | Labor Force & Rate Data: <a href="http://www.QualityInfo.org">www.QualityInfo.org</a> |              |               |
| Total Unemployment:               | Oregon   | 6.20%   | 6.60%        | 8.10%         |
|                                   | National | 5.80%   | 6.10%        | 7.00%         |
| Seasonally Adjusted:              | Oregon   | 5.80%   | 6.30%        | 7.10%         |
|                                   | National | 5.50%   | 5.70%        | 6.70%         |

| Week # :  | 12      |                | THIS WEEK     |               | LAST WEEK     |                | Last Month     | Prior Month    | Last Year     |
|---|---------|----------------|---------------|---------------|---------------|----------------|----------------|----------------|---------------|
|   | Ending: | March 28, 2015 | 2015          | 2014          | 2015          | 2014           | February 2015  | January 2015   | February 2014 |
| <b>UNEMPLOYMENT RATES (%)</b>                     |         |                |               |               |               |                |                |                |               |
| <b>Insured Unemployment: Oregon</b>               |         | 2.22           | 2.77          | 2.14          | 2.87          | 2.46           | 2.33           | 3.08           |               |
| EB Trigger <sup>1</sup>                           |         | 2.37           | 3.12          | 2.40          | 3.13          |                |                |                |               |
| Adjusted Insured Unemployment                     |         | 2.89           | 3.85          | 2.92          | 3.87          |                |                |                |               |
| National Average TUR <sup>2</sup>                 |         | 6.30           | 7.30          | 6.60          | 7.30          |                |                |                |               |
| <b>REGULAR CLAIMS (UI, UCFE, UCX)</b>             |         |                |               |               |               |                |                |                |               |
| <b>Initial Claims (Excl. Liable) <sup>3</sup></b> |         | <b>5,173</b>   | <b>4,935</b>  | <b>4,129</b>  | <b>5,323</b>  | <b>22,113</b>  | <b>28,812</b>  | <b>25,756</b>  |               |
| Oregon - New                                      |         | 2,164          | 2,527         | 2,090         | 2,522         | 11,048         | 17,677         | 13,100         |               |
| Additional  |         | 3,009          | 2,408         | 2,039         | 2,801         | 10,051         | 9,973          | 12,656         |               |
| Interstate - Agent                                |         | 0              | 0             | 0             | 0             | 1,014          | 1,162          | 0              |               |
| Interstate - Liable                               |         | 174            | 199           | 168           | 177           | 729            | 935            | 791            |               |
| <b>Weeks Claimed (Excl. Liable) <sup>3</sup></b>  |         | <b>34,574</b>  | <b>43,108</b> | <b>35,278</b> | <b>44,764</b> | <b>171,112</b> | <b>179,335</b> | <b>206,717</b> |               |
| Oregon  |         | 34,574         | 43,108        | 35,278        | 44,764        | 160,427        | 168,468        | 203,373        |               |
| Interstate - Agent                                |         | 0              | 0             | 0             | 0             | 10,685         | 10,867         | 3,344          |               |
| Interstate - Liable                               |         | 1,812          | 2,143         | 1,858         | 2,144         | 8,148          | 8,351          | 9,291          |               |
| <b>New Combined Wage Claims</b>                   |         | <b>98</b>      | <b>77</b>     | <b>96</b>     | <b>80</b>     | <b>593</b>     | <b>688</b>     | <b>698</b>     |               |
| <b>Non-monetary Determinations &amp; Redeter.</b> |         | <b>1,750</b>   | <b>2,047</b>  | <b>2,247</b>  | <b>1,996</b>  | <b>6,479</b>   | <b>7,853</b>   | <b>8,826</b>   |               |
| <b>PAYMENTS: REGULAR BENEFITS</b>                 |         |                |               |               |               |                |                |                |               |
| First Payments                                    |         | 1,665          | 2,255         | 2,042         | 2,210         | 9,321          | 13,393         | 11,384         |               |
| Payments Issued                                   |         | 34,669         | 43,821        | 36,397        | 45,638        | 155,312        | 160,988        | 199,432        |               |
| Gross Amount of Payments (\$) <sup>3</sup>        |         | \$10,924,478   | 12,784,141    | \$11,280,688  | 13,247,521    | \$48,172,279   | \$50,191,503   | 57,740,535     |               |
| Average Check Amount (\$) <sup>3</sup>            |         | \$315          | 292           | \$310         | 290           | <b>\$310</b>   | <b>\$312</b>   | <b>290</b>     |               |
| Number Exhausting Benefits                        |         | 683            | 849           | 714           | 810           | 2,683          | 2,812          | 3,514          |               |
| <b>TRUST FUND</b>                                 |         |                |               |               |               |                |                |                |               |
| Balance (in Millions) (\$)                        |         | \$2,348.49     | \$1,846.3     | \$2,357.66    | \$1,868.22    | \$2,383.34     | \$2,290.7      | \$1,878.95     |               |

<sup>1</sup> EB Trigger Graph: <http://www.oregon.gov/EMPLOY/Agency/Documents/Current%20Unemployment%20Insurance%20Reports/IUR.pdf>  
<sup>2</sup> NTUR: Unemployment Compensation Amendment Of 1992 specifies that a 2 month average NTUR be used to determine duration levels. <sup>3</sup> Excludes WORKSHARE program

For current and historic UI reports, visit: <http://www.oregon.gov/EMPLOY/Agency/Pages/UI-Reports.aspx>

|                 |                |
|-----------------|----------------|
| <b>Week # :</b> | 12             |
| <b>Ending:</b>  | March 28, 2015 |

|                               | This Week | Last Week | Cumulative YTD |
|-------------------------------|-----------|-----------|----------------|
| <b>EXTENDED BENEFITS (EB)</b> |           |           |                |
| Initial Claims (Excl. Liable) | 0         | 0         | 1              |
| Weeks Claimed (Excl. Liable)  | 0         | 0         | 0              |
| Gross Amount of Payments (\$) | \$0       | \$0       | \$0            |
| Number Exhausting Benefits    | 0         | 0         | 0              |

Oregon HEB Trigger "OFF" 04/07/2012.

[http://www.workforcesecurity.doleta.gov/unemploy/claims\\_arch.asp](http://www.workforcesecurity.doleta.gov/unemploy/claims_arch.asp)

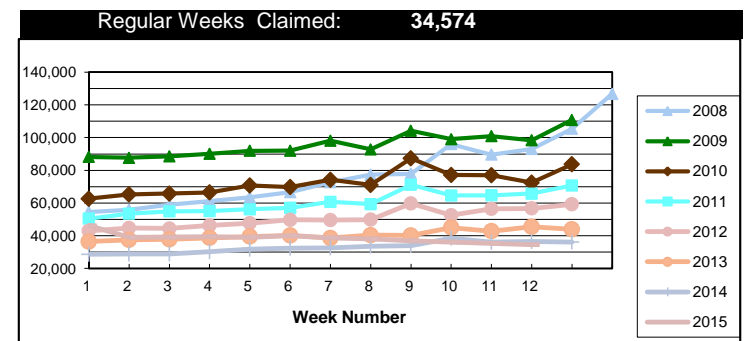
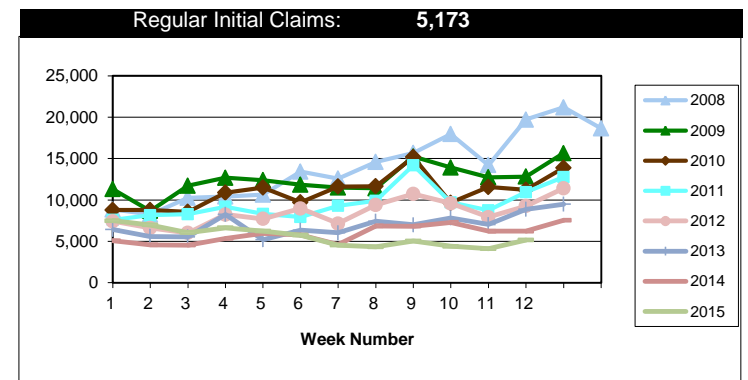
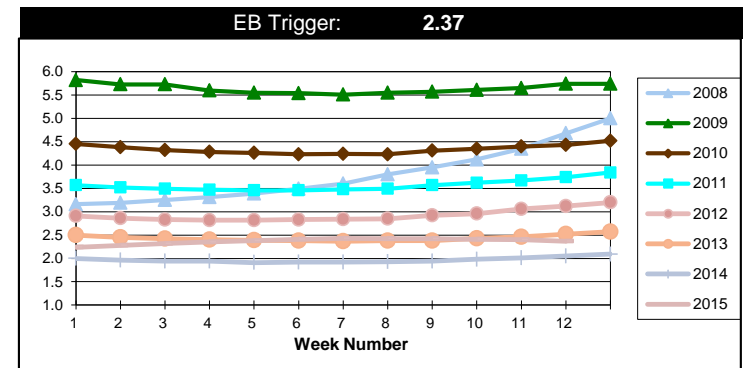
| <b>Misc Additional Benefits (AB)</b> |   |   |     |
|--------------------------------------|---|---|-----|
| Initial Claims (Excl. Liable)        | 0 | 0 | 0   |
| Weeks Claimed (Excl. Liable)         | 7 | 5 | 42  |
| Gross Amount of Payments (\$)        | 0 | 0 | \$0 |
| Number Exhausting Benefits           | 0 | 0 | 0   |

| <b>TRADE ADJUSTMENT ACT (TRA)</b>    |           |           |             |
|--------------------------------------|-----------|-----------|-------------|
| Training Plans                       | 4         | 3         | 24          |
| Initial Claims                       | 3         | 0         | 55          |
| Weeks Claimed                        | 420       | 413       | 5,107       |
| Gross Amount of TRA Payments (\$)    | \$190,476 | \$187,880 | \$2,317,704 |
| Certifications                       | 1         | 1         | 2           |
| Gross Amount of A/RTAA Payments (\$) | 38,557    | 74,565    | \$1,274,798 |

| <b>WORKSHARE PROGRAM (WS)</b> |          |          |           |
|-------------------------------|----------|----------|-----------|
| Initial Claims                | 13       | 93       | 595       |
| Weeks Claimed                 | 313      | 252      | 4,020     |
| Gross Amount of Payments (\$) | \$37,989 | \$21,289 | \$349,586 |
| # of Workshare Plans          | 147      | 145      | 1,690     |

| <b>TRAINING UI (TUI)</b>      |           |           |             |
|-------------------------------|-----------|-----------|-------------|
| Applications Accepted         | 56        | 46        | 744         |
| Approved                      | 51        | 36        | 643         |
| Weeks Claimed                 | 0         | 0         | 0           |
| Gross Amount of Payments (\$) | \$181,756 | \$190,218 | \$2,403,880 |

| <b>SUPPLEMENTAL UI for DISLOCATED WORKERS (SUD)</b> |           |           |             |
|---|-----------|-----------|-------------|
| Initial Claims                                      | 16        | 28        | 338         |
| Weeks Claimed                                       | 551       | 544       | 6,904       |
| Gross Amount of Payments (\$)                       | \$208,304 | \$206,906 | \$2,599,811 |



For current and historic UI reports, visit:



<http://www.oregon.gov/EMPLOY/Agency/Pages/UI-Reports.as>



(503) 947-1360



|                 |                       |
|-----------------|-----------------------|
| <b>Week # :</b> | <b>12</b>             |
| <b>Ending:</b>  | <b>March 28, 2015</b> |

| <b>SELF EMPLOYMENT (SEA) MONTHLY</b> |                | <b>February 2015</b> | <b>Cumulative</b>  |
|--------------------------------------|----------------|----------------------|--------------------|
| Referred                             |                | 69                   | 409                |
| Enrolled                             |                | 69                   | 409                |
| Completed                            |                | 29                   | 243                |
| <b>Weeks Claimed</b>                 | <b>309</b>     | <b>1,150</b>         | <b>3,459</b>       |
| <b>Gross Amount of Payments (\$)</b> | <b>136,341</b> | <b>\$507,353</b>     | <b>\$1,546,085</b> |

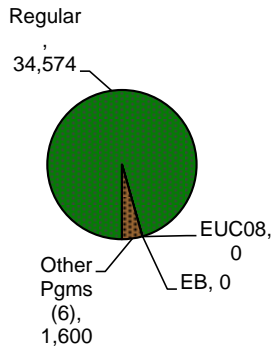
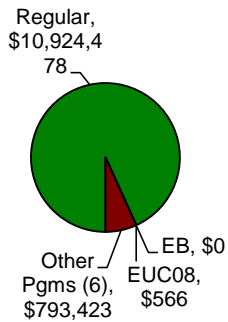
These are MONTHLY counts; data in BOLD is weekly.

| <b>EMERGENCY UNEMPLOYMENT COMPENSATION 08 (EUC08)</b>   | <b>This Week</b> | <b>Last Week</b> | <b>Cumulative</b> |
|---|------------------|------------------|-------------------|
| Initial Claims (Excl. Liable)                           | 0                | 0                | 2                 |
| Weeks Claimed (Excl. Liable)                            | 0                | 0                | 23                |
| Gross Amount of Payments (\$)                           | \$566            | \$279            | \$23,024          |
| Number Exhausting Tier 1 Benefits                       | 0                | 0                | 3                 |
| Number Exhausting Tier 2 Benefits                       | 0                | 0                | 0                 |
| Number Exhausting Tier Z Benefits (14th week of Tier 2) | 0                | 0                | 0                 |
| Number Exhausting Tier 3 Benefits                       | 0                | 0                | 0                 |
| Number Exhausting Tier 4 Benefits                       | 0                | 0                | 0                 |

EUC began 07/06/2008

**Benefits Paid - By Program**  
**Total: \$11,718,467**

**Weeks Claimed - By Program**  
**Total: 36,174**



<sup>6</sup> Other Programs Include AB, TRA, TAA, WS, TUI, SUD, SEA  
 For current and historic UI reports, visit:

<http://www.oregon.gov/EMPLOY/Agency/Pages/UI-Reports.aspx>

