

# UNEMPLOYMENT INSURANCE WEEKLY STATISTICS

State of Oregon  
**EMPLOYMENT DEPARTMENT**  
 UI Operations and Program Support

 (503) 947-1360  
 [Stephni.K.Hutton@oregon.gov](mailto:Stephni.K.Hutton@oregon.gov)  
 [www.oregon.gov](http://www.oregon.gov)

LABOR FORCE DATA		Last Month	Prior Month	Last Year
		March 2015	February 2015	March 2014
Oregon Civilian Labor Force		1,931,494	1,940,654	1,917,784
Total Number Unemployed		112,625	119,630	149,077

UNEMPLOYMENT RATES (CIVILIAN) (%)		Labor Force & Rate Data: <a href="http://www.QualityInfo.org">www.QualityInfo.org</a>		
		2015	2014	2013
Total Unemployment:	Oregon	5.80%	6.20%	7.80%
	National	5.60%	5.80%	6.80%
Seasonally Adjusted:	Oregon	5.40%	5.80%	7.10%
	National	5.50%	5.50%	6.60%

<b>Week # :</b>	<b>13</b>
<b>Ending:</b>	<b>April 4, 2015</b>

	THIS WEEK		LAST WEEK		Last Month	Prior Month	Last Year
	2015	2014	2015	2014	March 2015	February 2015	March 2014
<b>UNEMPLOYMENT RATES (%)</b>							
<b>Insured Unemployment: Oregon</b>	2.08	2.68	2.22	2.77	2.04	2.46	2.55
EB Trigger <sup>1</sup>	2.29	3.11	2.37	3.12			
Adjusted Insured Unemployment	2.81	3.84	2.89	3.85			
National Average TUR <sup>2</sup>	6.30	7.10	6.30	7.30			
<b>REGULAR CLAIMS (UI, UCFE, UCX)</b>							
<b>Initial Claims (Excl. Liable) <sup>3</sup></b>	<b>5,895</b>	<b>6,780</b>	<b>5,173</b>	<b>4,935</b>	<b>19,932</b>	<b>22,113</b>	<b>22,946</b>
Oregon - New	2,832	2,741	2,164	2,527	9,570	11,048	10,851
Additional	3,063	4,039	3,009	2,408	9,395	10,051	12,095
Interstate - Agent	0	0	0	0	967	1,014	0
Interstate - Liable	196	214	174	199	696	729	783
<b>Weeks Claimed (Excl. Liable) <sup>3</sup></b>	<b>35,843</b>	<b>41,760</b>	<b>34,574</b>	<b>43,108</b>	<b>156,894</b>	<b>171,112</b>	<b>191,929</b>
Oregon	35,843	41,760	34,574	43,108	146,763	160,427	179,483
Interstate - Agent	0	0	0	0	10,131	10,685	12,446
Interstate - Liable	1,821	2,070	1,812	2,143	7,542	8,148	8,545
<b>New Combined Wage Claims</b>	<b>98</b>	<b>230</b>	<b>98</b>	<b>77</b>	<b>460</b>	<b>593</b>	<b>553</b>
<b>Non-monetary Determinations &amp; Redeter.</b>	<b>2,568</b>	<b>2,137</b>	<b>1,750</b>	<b>2,047</b>	<b>7,551</b>	<b>6,479</b>	<b>8,306</b>
<b>PAYMENTS: REGULAR BENEFITS</b>							
First Payments	1,822	1,967	1,665	2,255	8,544	9,321	8,698
Payments Issued	36,666	42,787	34,669	43,821	145,079	155,312	178,568
Gross Amount of Payments (\$) <sup>3</sup>	\$11,410,421	12,468,538	\$10,924,478	12,784,141	\$45,199,421	\$48,172,279	51,918,386
Average Check Amount (\$) <sup>3</sup>	\$311	291	\$315	292	<b>\$312</b>	<b>\$310</b>	<b>291</b>
Number Exhausting Benefits	703	828	683	849	3,357	2,683	3,211
<b>TRUST FUND</b>							
Balance (in Millions) (\$)	\$2,349.74	\$1,833.72	\$2,348.49	\$1,846.3	\$2,341.15	\$2,383.34	\$1,833.22

<sup>1</sup> EB Trigger Graph: <http://www.oregon.gov/EMPLOY/Agency/Documents/Current%20Unemployment%20Insurance%20Reports/IUR.pdf>  
<sup>2</sup> NTUR: Unemployment Compensation Amendment Of 1992 specifies that a 2 month average NTUR be used to determine duration levels. <sup>3</sup> Excludes WORKSHARE program

For current and historic UI reports, visit: <http://www.oregon.gov/EMPLOY/Agency/Pages/UI-Reports.aspx>

<b>Week # :</b>	13		
<b>Ending:</b>	April 4, 2015		
	<b>This Week</b>	<b>Last Week</b>	<b>Cumulative</b>
<b>EXTENDED BENEFITS (EB)</b>			<b>YTD</b>
Initial Claims (Excl. Liable)	0	0	1
Weeks Claimed (Excl. Liable)	0	0	0
Gross Amount of Payments (\$)	\$0	\$0	\$0
Number Exhausting Benefits	0	0	0

Oregon HEB Trigger "OFF" 04/07/2012.

[http://www.workforcesecurity.doleta.gov/unemploy/claims\\_arch.asp](http://www.workforcesecurity.doleta.gov/unemploy/claims_arch.asp)

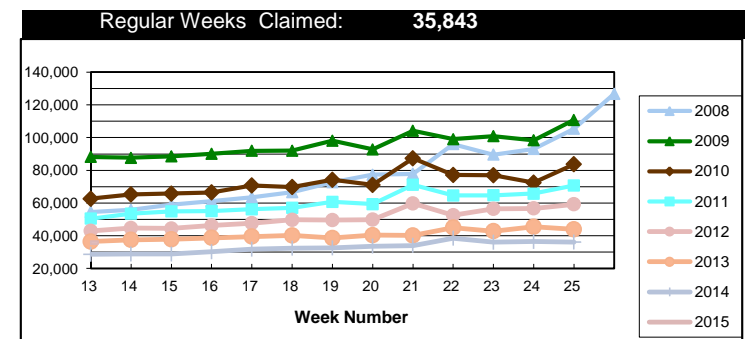
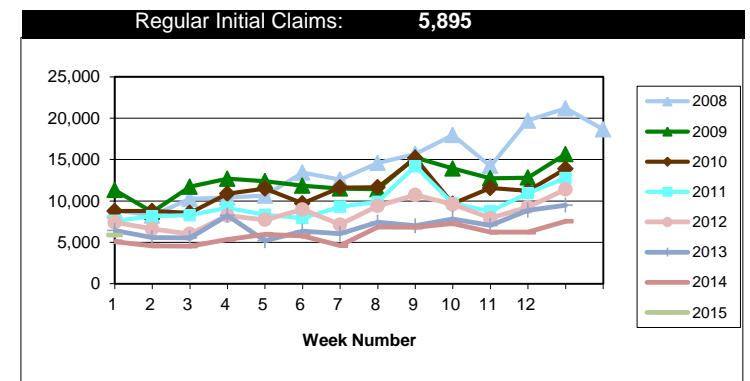
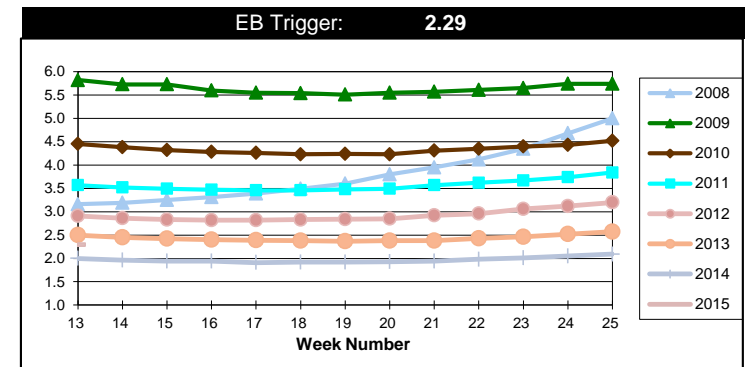
<b>Misc Additional Benefits (AB)</b>			
Initial Claims (Excl. Liable)	0	0	0
Weeks Claimed (Excl. Liable)	7	7	49
Gross Amount of Payments (\$)	0	0	\$0
Number Exhausting Benefits	0	0	0

<b>TRADE ADJUSTMENT ACT (TRA)</b>			
Training Plans	3	4	27
Initial Claims	8	3	63
Weeks Claimed	390	420	5,497
Gross Amount of TRA Payments (\$)	\$174,184	\$190,476	\$2,491,888
Certifications	0	1	2
Gross Amount of A/RTAA Payments (\$)	23,398	38,557	\$1,298,195

<b>WORKSHARE PROGRAM (WS)</b>			
Initial Claims	24	13	619
Weeks Claimed	310	313	4,330
Gross Amount of Payments (\$)	\$25,316	\$37,989	\$374,902
# of Workshare Plans	144	147	1,834

<b>TRAINING UI (TUI)</b>			
Applications Accepted	91	56	835
Approved	84	51	727
Weeks Claimed	1,049	0	1,049
Gross Amount of Payments (\$)	\$175,775	\$181,756	\$2,579,655

<b>SUPPLEMENTAL UI for DISLOCATED WORKERS (SUD)</b>			
Initial Claims	31	16	369
Weeks Claimed	496	551	7,400
Gross Amount of Payments (\$)	\$17,816	\$208,304	\$2,617,627



For current and historic UI reports, visit:



<http://www.oregon.gov/EMPLOY/Agency/Pages/UI-Reports.as>



(503) 947-1360



<b>Week # :</b>	<b>13</b>
<b>Ending:</b>	<b>April 4, 2015</b>

<b>SELF EMPLOYMENT (SEA) MONTHLY</b>		<b>March 2015</b>	<b>Cumulative</b>
Referred		89	409
Enrolled		89	409
Completed		66	243
<b>Weeks Claimed</b>	<b>312</b>	<b>1,227</b>	<b>3,771</b>
<b>Gross Amount of Payments (\$)</b>	<b>130,331</b>	<b>\$556,755</b>	<b>\$1,676,416</b>

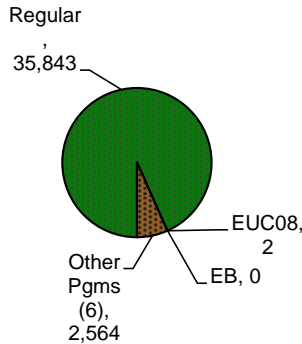
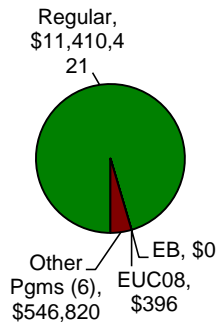
These are MONTHLY counts; data in BOLD is weekly.

<b>EMERGENCY UNEMPLOYMENT COMPENSATION 08 (EUC08)</b>	<b>This Week</b>	<b>Last Week</b>	<b>Cumulative</b>
Initial Claims (Excl. Liable)	1	0	3
Weeks Claimed (Excl. Liable)	2	0	25
Gross Amount of Payments (\$)	\$396	\$566	\$23,420
Number Exhausting Tier 1 Benefits	0	0	3
Number Exhausting Tier 2 Benefits	0	0	0
Number Exhausting Tier Z Benefits (14th week of Tier 2)	0	0	0
Number Exhausting Tier 3 Benefits	0	0	0
Number Exhausting Tier 4 Benefits	0	0	0

EUC began 07/06/2008

**Benefits Paid - By Program**  
**Total: \$11,957,637**

**Weeks Claimed - By Program**  
**Total: 38,409**



<sup>6</sup> Other Programs Include AB, TRA, TAA, WS, TUI, SUD, SEA  
 For current and historic UI reports, visit:

<http://www.oregon.gov/EMPLOY/Agency/Pages/UI-Reports.aspx>

