

UNEMPLOYMENT INSURANCE WEEKLY STATISTICS

State of Oregon
EMPLOYMENT DEPARTMENT
 UI Operations and Program Support

 (503) 947-1360
 Stepheni.K.Hutton@oregon.gov
 www.oregon.gov

LABOR FORCE DATA		Last Month	Prior Month	Last Year
		March 2015	February 2015	March 2014
Oregon Civilian Labor Force		1,931,494	1,940,654	1,917,784
Total Number Unemployed		112,625	119,630	149,077

UNEMPLOYMENT RATES (CIVILIAN) (%)		Labor Force & Rate Data: www.QualityInfo.org		
Total Unemployment:	Oregon	5.80%	6.20%	7.80%
	National	5.60%	5.80%	6.80%
Seasonally Adjusted:	Oregon	5.40%	5.80%	7.10%
	National	5.50%	5.50%	6.60%

Week # :	14	THIS WEEK		LAST WEEK		Last Month	Prior Month	Last Year
Ending:	April 11, 2015	2015	2014	2015	2014	March 2015	February 2015	March 2014
UNEMPLOYMENT RATES (%)								
Insured Unemployment: Oregon		2.04	2.79	2.08	2.68	2.04	2.46	2.55
EB Trigger ¹		2.26	3.01	2.29	3.11			
Adjusted Insured Unemployment		2.78	3.71	2.81	3.84			
National Average TUR ²		6.30	7.00	6.30	7.10			
REGULAR CLAIMS (UI, UCFE, UCX)								
Initial Claims (Excl. Liable) ³		5,034	7,294	5,895	6,780	19,932	22,113	22,946
Oregon - New		2,700	3,199	2,832	2,741	9,570	11,048	10,851
Additional		2,334	4,095	3,063	4,039	9,395	10,051	12,095
Interstate - Agent		0	0	0	0	967	1,014	0
Interstate - Liable		209	232	196	214	696	729	783
Weeks Claimed (Excl. Liable) ³		33,755	44,257	35,843	41,760	156,894	171,112	191,929
Oregon		33,755	44,257	35,843	41,760	146,763	160,427	179,483
Interstate - Agent		0	0	0	0	10,131	10,685	12,446
Interstate - Liable		1,783	2,089	1,821	2,070	7,542	8,148	8,545
New Combined Wage Claims		128	136	98	230	460	593	553
Non-monetary Determinations & Redeter.		1,930	2,080	2,568	2,137	7,551	6,479	8,306
PAYMENTS: REGULAR BENEFITS								
First Payments		1,537	2,126	1,822	1,967	8,544	9,321	8,698
Payments Issued		33,439	44,562	36,666	42,787	145,079	155,312	178,568
Gross Amount of Payments (\$) ³		\$10,624,612	12,888,322	\$11,410,421	12,468,538	\$45,199,421	\$48,172,279	51,918,386
Average Check Amount (\$) ³		\$318	289	\$311	291	\$312	\$310	291
Number Exhausting Benefits		778	868	703	828	3,357	2,683	3,211
TRUST FUND								
Balance (in Millions) (\$)		\$2,344.59	\$1,832.07	\$2,349.74	\$1,833.72	\$2,341.15	\$2,383.34	\$1,833.22

¹ EB Trigger Graph: <http://www.oregon.gov/EMPLOY/Agency/Documents/Current%20Unemployment%20Insurance%20Reports/IUR.pdf>
² NTUR: Unemployment Compensation Amendment Of 1992 specifies that a 2 month average NTUR be used to determine duration levels. ³ Excludes WORKSHARE program

For current and historic UI reports, visit: <http://www.oregon.gov/EMPLOY/Agency/Pages/UI-Reports.aspx>

Week # :	14		
Ending:	April 11, 2015		
	This Week	Last Week	Cumulative
EXTENDED BENEFITS (EB)			YTD
Initial Claims (Excl. Liable)	0	0	1
Weeks Claimed (Excl. Liable)	0	0	0
Gross Amount of Payments (\$)	\$0	\$0	\$0
Number Exhausting Benefits	0	0	0

Oregon HEB Trigger "OFF" 04/07/2012.

http://www.workforcesecurity.doleta.gov/unemploy/claims_arch.asp

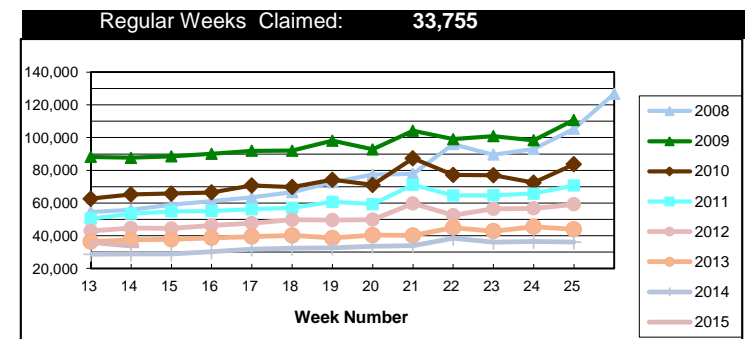
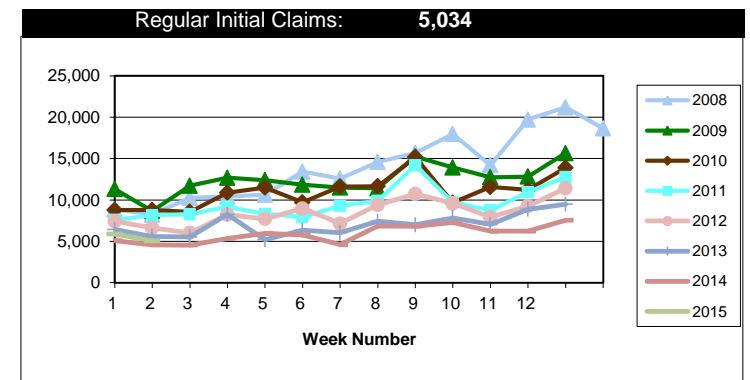
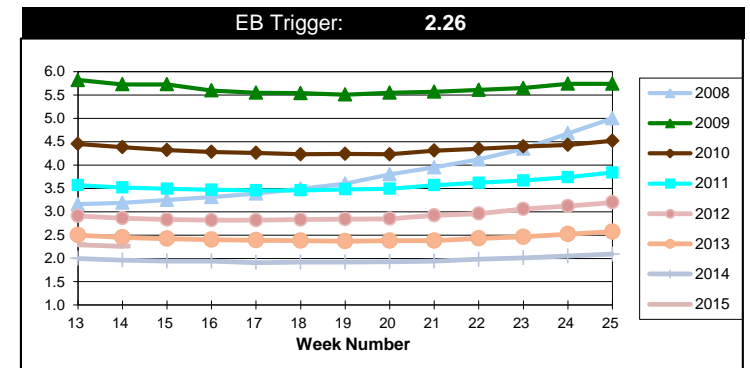
Misc Additional Benefits (AB)			
Initial Claims (Excl. Liable)	1	0	1
Weeks Claimed (Excl. Liable)	13	7	62
Gross Amount of Payments (\$)	0	0	\$0
Number Exhausting Benefits	0	0	0

TRADE ADJUSTMENT ACT (TRA)			
Training Plans	2	3	29
Initial Claims	2	8	65
Weeks Claimed	374	390	5,871
Gross Amount of TRA Payments (\$)	\$167,499	\$174,184	\$2,659,387
Certifications	0	0	2
Gross Amount of A/RTAA Payments (\$)	37,819	23,398	\$1,336,014

WORKSHARE PROGRAM (WS)			
Initial Claims	7	24	626
Weeks Claimed	233	310	4,563
Gross Amount of Payments (\$)	\$30,075	\$25,316	\$404,977
# of Workshare Plans	146	144	1,980

TRAINING UI (TUI)			
Applications Accepted	61	91	896
Approved	51	84	778
Weeks Claimed	1,137	1,049	2,186
Gross Amount of Payments (\$)	\$200,192	\$175,775	\$2,779,847

SUPPLEMENTAL UI for DISLOCATED WORKERS (SUD)			
Initial Claims	31	31	400
Weeks Claimed	490	496	7,890
Gross Amount of Payments (\$)	\$187,538	\$17,816	\$2,805,165



For current and historic UI reports, visit:



<http://www.oregon.gov/EMPLOY/Agency/Pages/UI-Reports.as>



(503) 947-1360



Week # :	14
Ending:	April 11, 2015

SELF EMPLOYMENT (SEA) MONTHLY		March 2015	Cumulative
Referred		89	409
Enrolled		89	409
Completed		66	243
Weeks Claimed	313	1,227	4,084
Gross Amount of Payments (\$)	138,095	\$556,755	\$1,814,511

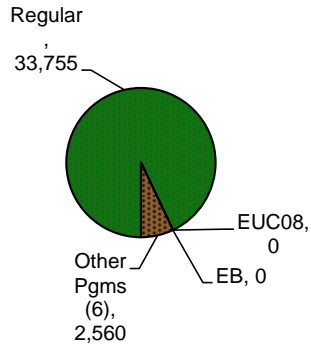
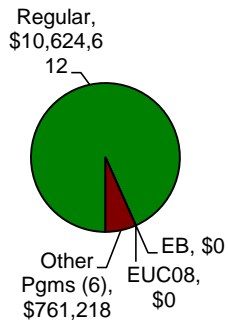
These are MONTHLY counts; data in BOLD is weekly.

EMERGENCY UNEMPLOYMENT COMPENSATION 08 (EUC08)	This Week	Last Week	Cumulative
Initial Claims (Excl. Liable)	1	1	4
Weeks Claimed (Excl. Liable)	0	2	25
Gross Amount of Payments (\$)	\$0	\$396	\$23,420
Number Exhausting Tier 1 Benefits	0	0	3
Number Exhausting Tier 2 Benefits	0	0	0
Number Exhausting Tier Z Benefits (14th week of Tier 2)	0	0	0
Number Exhausting Tier 3 Benefits	0	0	0
Number Exhausting Tier 4 Benefits	0	0	0

EUC began 07/06/2008

Benefits Paid - By Program
Total: \$11,385,830

Weeks Claimed - By Program
Total: 36,315



⁶ Other Programs Include AB, TRA, TAA, WS, TUI, SUD, SEA
 For current and historic UI reports, visit:

<http://www.oregon.gov/EMPLOY/Agency/Pages/UI-Reports.aspx>

