

UNEMPLOYMENT INSURANCE WEEKLY STATISTICS

State of Oregon
EMPLOYMENT DEPARTMENT
 UI Operations and Program Support

☎ (503) 947-1360
 ✉ Stephni.K.Hutton@oregon.gov
 🌐 www.oregon.gov

LABOR FORCE DATA		Last Month	Prior Month	Last Year
		March 2015	February 2015	March 2014
Oregon Civilian Labor Force		1,931,494	1,940,654	1,917,784
Total Number Unemployed		112,625	119,630	149,077

UNEMPLOYMENT RATES (CIVILIAN) (%)		Labor Force & Rate Data: www.QualityInfo.org		
Total Unemployment:	Oregon	5.80%	6.20%	7.80%
	National	5.60%	5.80%	6.80%
Seasonally Adjusted:	Oregon	5.40%	5.80%	7.10%
	National	5.50%	5.50%	6.60%

Week # :	15		THIS WEEK		LAST WEEK		Last Month	Prior Month	Last Year
	Ending:	April 18, 2015	2015	2014	2015	2014	March 2015	February 2015	March 2014
UNEMPLOYMENT RATES (%)									
Insured Unemployment: Oregon			1.96	2.58	2.04	2.79	2.04	2.46	2.55
EB Trigger ¹			2.22	2.95	2.26	3.01			
Adjusted Insured Unemployment			2.74	3.65	2.78	3.71			
National Average TUR ²			6.30	7.00	6.30	7.00			
REGULAR CLAIMS (UI, UCFE, UCX)									
Initial Claims (Excl. Liable) ³			4,059	5,056	5,034	7,294	19,932	22,113	22,946
Oregon - New			2,174	2,788	2,700	3,199	9,570	11,048	10,851
Additional			1,885	2,268	2,334	4,095	9,395	10,051	12,095
Interstate - Agent			0	0	0	0	967	1,014	0
Interstate - Liable			155	213	209	232	696	729	783
Weeks Claimed (Excl. Liable) ³			33,056	40,943	33,755	44,257	156,894	171,112	191,929
Oregon			33,056	40,943	33,755	44,257	146,763	160,427	179,483
Interstate - Agent			0	0	0	0	10,131	10,685	12,446
Interstate - Liable			1,742	2,039	1,783	2,089	7,542	8,148	8,545
New Combined Wage Claims			132	149	128	136	460	593	553
Non-monetary Determinations & Redeter.			1,836	1,916	1,930	2,080	7,551	6,479	8,306
PAYMENTS: REGULAR BENEFITS									
First Payments			1,988	1,832	1,537	2,126	8,544	9,321	8,698
Payments Issued			32,762	40,738	33,439	44,562	145,079	155,312	178,568
Gross Amount of Payments (\$) ³			\$10,425,111	12,061,745	\$10,624,612	12,888,322	\$45,199,421	\$48,172,279	51,918,386
Average Check Amount (\$) ³			\$318	296	\$318	289	\$312	\$310	291
Number Exhausting Benefits			682	1,016	778	868	3,357	2,683	3,211
TRUST FUND									
Balance (in Millions) (\$)			\$2,341.93	\$1,826.41	\$2,344.59	\$1,832.07	\$2,341.15	\$2,383.34	\$1,833.22

¹ EB Trigger Graph: <http://www.oregon.gov/EMPLOY/Agency/Documents/Current%20Unemployment%20Insurance%20Reports/IUR.pdf>
² NTUR: Unemployment Compensation Amendment Of 1992 specifies that a 2 month average NTUR be used to determine duration levels. ³ Excludes WORKSHARE program

For current and historic UI reports, visit: <http://www.oregon.gov/EMPLOY/Agency/Pages/UI-Reports.aspx>

Week # :	15		
Ending:	April 18, 2015		
	This Week	Last Week	Cumulative
EXTENDED BENEFITS (EB)	YTD		
Initial Claims (Excl. Liable)	0	0	1
Weeks Claimed (Excl. Liable)	0	0	0
Gross Amount of Payments (\$)	\$0	\$0	\$0
Number Exhausting Benefits	0	0	0

Oregon HEB Trigger "OFF" 04/07/2012.

http://www.workforcesecurity.doleta.gov/unemploy/claims_arch.asp

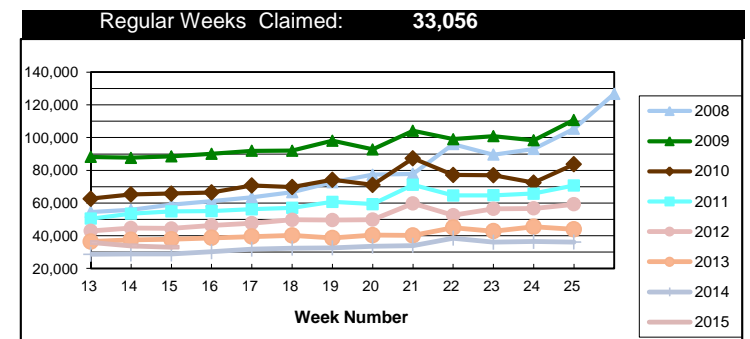
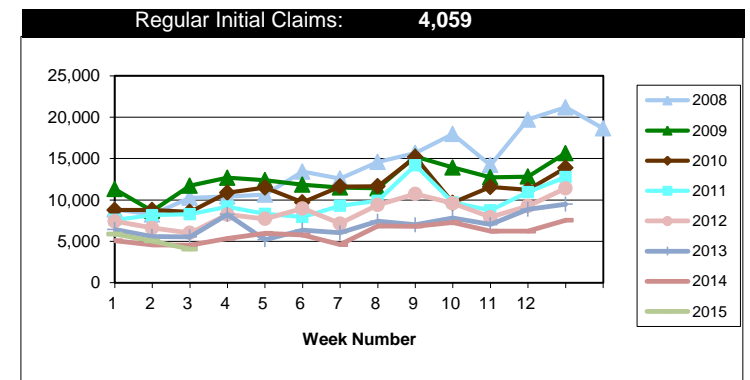
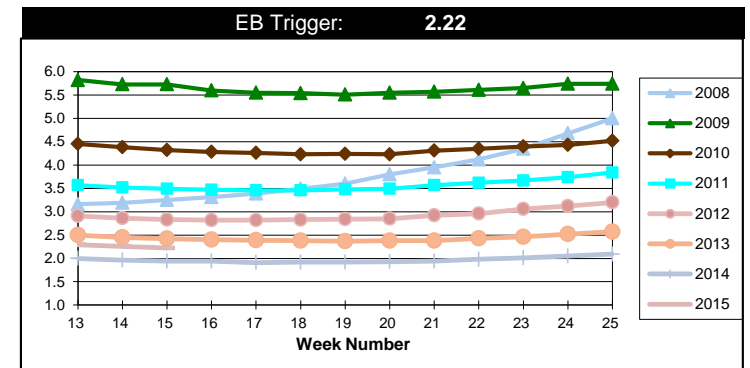
Misc Additional Benefits (AB)			
Initial Claims (Excl. Liable)	1	1	2
Weeks Claimed (Excl. Liable)	6	13	68
Gross Amount of Payments (\$)	0	0	\$0
Number Exhausting Benefits	0	0	0

TRADE ADJUSTMENT ACT (TRA)			
Training Plans	1	2	30
Initial Claims	49	2	114
Weeks Claimed	346	374	6,217
Gross Amount of TRA Payments (\$)	\$156,208	\$167,499	\$2,815,595
Certifications	0	0	2
Gross Amount of A/RTAA Payments (\$)	55,407	37,819	\$1,391,420

WORKSHARE PROGRAM (WS)			
Initial Claims	9	7	635
Weeks Claimed	248	233	4,811
Gross Amount of Payments (\$)	\$23,818	\$30,075	\$428,795
# of Workshare Plans	148	146	2,128

TRAINING UI (TUI)			
Applications Accepted	67	61	963
Approved	61	51	839
Weeks Claimed	1,126	1,137	3,312
Gross Amount of Payments (\$)	\$198,943	\$200,192	\$2,978,790

SUPPLEMENTAL UI for DISLOCATED WORKERS (SUD)			
Initial Claims	50	31	450
Weeks Claimed	479	490	8,369
Gross Amount of Payments (\$)	\$174,249	\$187,538	\$2,979,414



For current and historic UI reports, visit:



<http://www.oregon.gov/EMPLOY/Agency/Pages/UI-Reports.as>



(503) 947-1360



Week # :	15
Ending:	April 18, 2015

SELF EMPLOYMENT (SEA) MONTHLY		March 2015	Cumulative
Referred		89	409
Enrolled		89	409
Completed		66	243
Weeks Claimed	339	1,227	4,423
Gross Amount of Payments (\$)	144,829	\$556,755	\$1,959,340

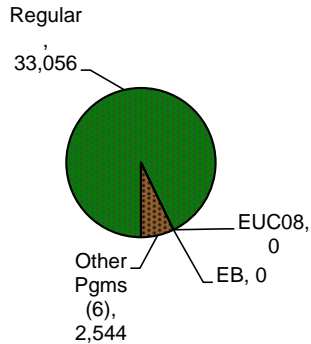
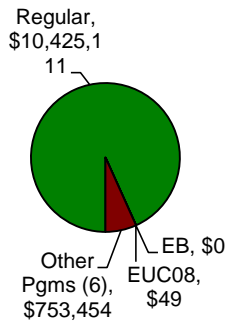
These are MONTHLY counts; data in BOLD is weekly.

EMERGENCY UNEMPLOYMENT COMPENSATION 08 (EUC08)	This Week	Last Week	Cumulative
Initial Claims (Excl. Liable)	0	1	4
Weeks Claimed (Excl. Liable)	0	0	25
Gross Amount of Payments (\$)	\$49	\$0	\$23,469
Number Exhausting Tier 1 Benefits	0	0	3
Number Exhausting Tier 2 Benefits	0	0	0
Number Exhausting Tier Z Benefits (14th week of Tier 2)	0	0	0
Number Exhausting Tier 3 Benefits	0	0	0
Number Exhausting Tier 4 Benefits	0	0	0

EUC began 07/06/2008

Benefits Paid - By Program
Total: \$11,178,614

Weeks Claimed - By Program
Total: 35,600



⁶ Other Programs Include AB, TRA, TAA, WS, TUI, SUD, SEA
 For current and historic UI reports, visit:

<http://www.oregon.gov/EMPLOY/Agency/Pages/UI-Reports.aspx>

