

UNEMPLOYMENT INSURANCE WEEKLY STATISTICS

State of Oregon
EMPLOYMENT DEPARTMENT
 UI Operations and Program Support

(503) 947-1360
Stepheni.K.Hutton@oregon.gov
www.oregon.gov

LABOR FORCE DATA		Last Month	Prior Month	Last Year
		March 2015	February 2015	March 2014
Oregon Civilian Labor Force		1,931,494	1,940,654	1,917,784
Total Number Unemployed		112,625	119,630	149,077

UNEMPLOYMENT RATES (CIVILIAN) (%)		Labor Force & Rate Data: www.QualityInfo.org		
Total Unemployment:	Oregon	5.80%	6.20%	7.80%
	National	5.60%	5.80%	6.80%
Seasonally Adjusted:	Oregon	5.40%	5.80%	7.10%
	National	5.50%	5.50%	6.60%

Week # :	16	THIS WEEK		LAST WEEK		Last Month	Prior Month	Last Year
	Ending:	2015	2014	2015	2014	March 2015	February 2015	March 2014
UNEMPLOYMENT RATES (%)								
Insured Unemployment: Oregon		1.93	2.46	1.96	2.58	2.04	2.46	2.55
EB Trigger ¹		2.18	2.89	2.22	2.95			
Adjusted Insured Unemployment		2.71	3.59	2.74	3.65			
National Average TUR ²		6.30	7.00	6.30	7.00			
REGULAR CLAIMS (UI, UCFE, UCX)								
Initial Claims (Excl. Liable) ³		4,098	4,342	4,059	5,056	19,932	22,113	22,946
Oregon - New		2,134	2,139	2,174	2,788	9,570	11,048	10,851
Additional		1,964	2,203	1,885	2,268	9,395	10,051	12,095
Interstate - Agent		0	0	0	0	967	1,014	0
Interstate - Liable		183	178	155	213	696	729	783
Weeks Claimed (Excl. Liable) ³		31,802	38,987	33,056	40,943	156,894	171,112	191,929
Oregon		31,802	38,987	33,056	40,943	146,763	160,427	179,483
Interstate - Agent		0	0	0	0	10,131	10,685	12,446
Interstate - Liable		1,685	1,968	1,742	2,039	7,542	8,148	8,545
New Combined Wage Claims		101	149	132	149	460	593	553
Non-monetary Determinations & Redeter.		1,878	1,818	1,836	1,916	7,551	6,479	8,306
PAYMENTS: REGULAR BENEFITS								
First Payments		1,890	2,186	1,988	1,832	8,544	9,321	8,698
Payments Issued		32,471	38,810	32,762	40,738	145,079	155,312	178,568
Gross Amount of Payments (\$) ³		\$10,283,995	\$11,542,813	\$10,425,111	\$12,061,745	\$45,199,421	\$48,172,279	\$51,918,386
Average Check Amount (\$) ³		\$317	297	\$318	296	\$312	\$310	291
Number Exhausting Benefits		758	910	682	1,016	3,357	2,683	3,211
TRUST FUND								
Balance (in Millions) (\$)		\$2,343.32	\$1,822.58	\$2,341.93	\$1,826.41	\$2,341.15	\$2,383.34	\$1,833.22

¹ EB Trigger Graph: <http://www.oregon.gov/EMPLOY/Agency/Documents/Current%20Unemployment%20Insurance%20Reports/IUR.pdf>
² NTUR: Unemployment Compensation Amendment Of 1992 specifies that a 2 month average NTUR be used to determine duration levels. ³ Excludes WORKSHARE program

For current and historic UI reports, visit: <http://www.oregon.gov/EMPLOY/Agency/Pages/UI-Reports.aspx>

Week # :	16		
Ending:	April 25, 2015		
	This Week	Last Week	Cumulative
EXTENDED BENEFITS (EB)			YTD
Initial Claims (Excl. Liable)	0	0	1
Weeks Claimed (Excl. Liable)	0	0	0
Gross Amount of Payments (\$)	\$0	\$0	\$0
Number Exhausting Benefits	0	0	0

Oregon HEB Trigger "OFF" 04/07/2012.

http://www.workforcesecurity.doleta.gov/unemploy/claims_arch.asp

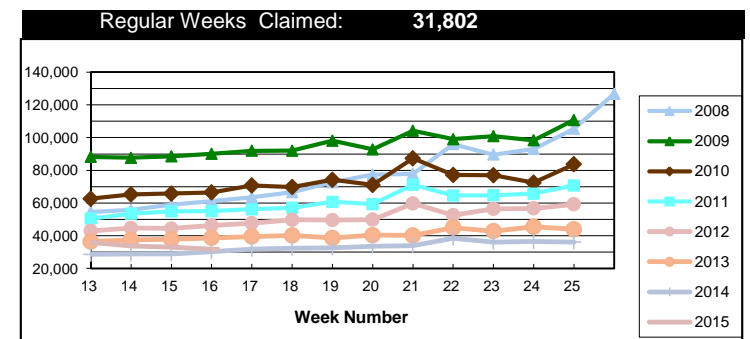
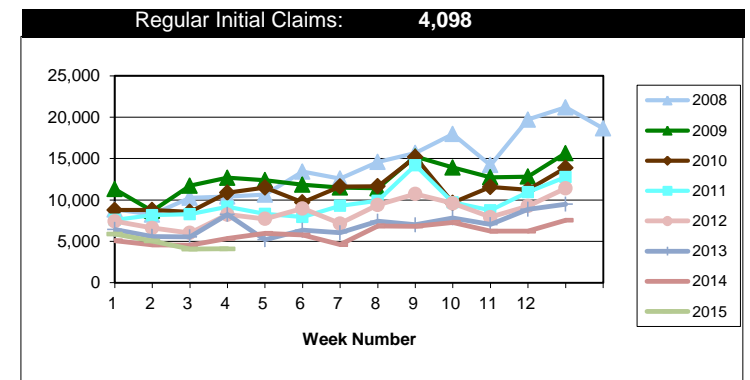
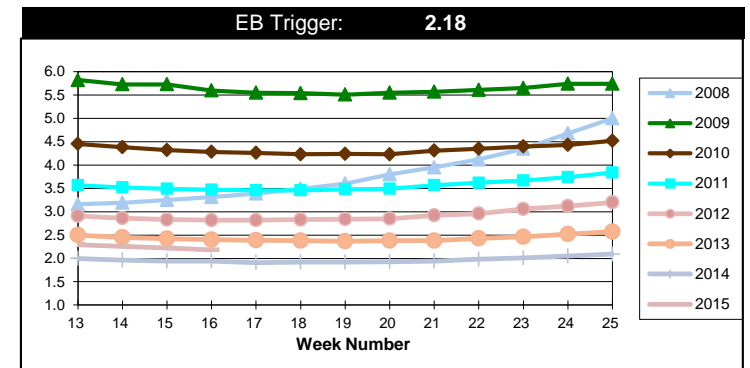
Misc Additional Benefits (AB)			
Initial Claims (Excl. Liable)	0	1	2
Weeks Claimed (Excl. Liable)	5	6	73
Gross Amount of Payments (\$)	0	0	\$0
Number Exhausting Benefits	0	0	0

TRADE ADJUSTMENT ACT (TRA)			
Training Plans	2	1	32
Initial Claims	28	49	142
Weeks Claimed	386	346	6,603
Gross Amount of TRA Payments (\$)	\$173,932	\$156,208	\$2,989,527
Certifications	0	0	2
Gross Amount of A/RTAA Payments (\$)	79,069	55,407	\$1,470,490

WORKSHARE PROGRAM (WS)			
Initial Claims	12	9	647
Weeks Claimed	212	248	5,023
Gross Amount of Payments (\$)	\$22,596	\$23,818	\$451,391
# of Workshare Plans	146	148	2,274

TRAINING UI (TUI)			
Applications Accepted	43	67	1,006
Approved	34	61	873
Weeks Claimed	1,107	1,126	4,419
Gross Amount of Payments (\$)	\$217,012	\$198,943	\$3,195,802

SUPPLEMENTAL UI for DISLOCATED WORKERS (SUD)			
Initial Claims	25	50	475
Weeks Claimed	522	479	8,891
Gross Amount of Payments (\$)	\$191,113	\$174,249	\$3,170,527



For current and historic UI reports, visit:



<http://www.oregon.gov/EMPLOY/Agency/Pages/UI-Reports.as>



(503) 947-1360



Week # :	16
Ending:	April 25, 2015

SELF EMPLOYMENT (SEA) MONTHLY		March 2015	Cumulative
Referred		89	409
Enrolled		89	409
Completed		66	243
Weeks Claimed	351	1,227	4,774
Gross Amount of Payments (\$)	157,970	\$556,755	\$2,117,310

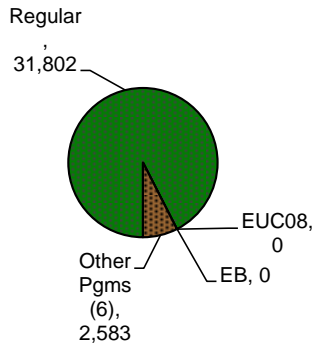
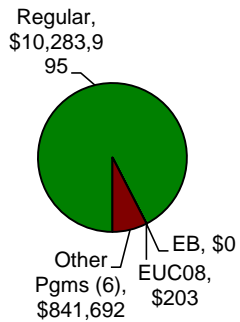
These are MONTHLY counts; data in BOLD is weekly.

EMERGENCY UNEMPLOYMENT COMPENSATION 08 (EUC08)	This Week	Last Week	Cumulative
Initial Claims (Excl. Liable)	0	0	4
Weeks Claimed (Excl. Liable)	0	0	25
Gross Amount of Payments (\$)	\$203	\$49	\$23,672
Number Exhausting Tier 1 Benefits	0	0	3
Number Exhausting Tier 2 Benefits	0	0	0
Number Exhausting Tier Z Benefits (14th week of Tier 2)	0	0	0
Number Exhausting Tier 3 Benefits	0	0	0
Number Exhausting Tier 4 Benefits	0	0	0

EUC began 07/06/2008

Benefits Paid - By Program
Total: \$11,125,890

Weeks Claimed - By Program
Total: 34,385



⁶ Other Programs Include AB, TRA, TAA, WS, TUI, SUD, SEA
 For current and historic UI reports, visit:

<http://www.oregon.gov/EMPLOY/Agency/Pages/UI-Reports.aspx>

