

# UNEMPLOYMENT INSURANCE WEEKLY STATISTICS

State of Oregon  
**EMPLOYMENT DEPARTMENT**  
 UI Operations and Program Support

 (503) 947-1360  
 [Stephni.K.Hutton@oregon.gov](mailto:Stephni.K.Hutton@oregon.gov)  
 [www.oregon.gov](http://www.oregon.gov)

LABOR FORCE DATA		Last Month	Prior Month	Last Year
		March 2015	February 2015	March 2014
Oregon Civilian Labor Force		1,931,494	1,940,654	1,917,784
Total Number Unemployed		112,625	119,630	149,077
UNEMPLOYMENT RATES (CIVILIAN) (%)		Labor Force & Rate Data: <a href="http://www.QualityInfo.org">www.QualityInfo.org</a>		
Total Unemployment:	Oregon	5.80%	6.20%	7.80%
	National	5.60%	5.80%	6.80%
Seasonally Adjusted:	Oregon	5.40%	5.80%	7.10%
	National	5.50%	5.50%	6.60%

Week # :	17		THIS WEEK		LAST WEEK		Last Month	Prior Month	Last Year
	Ending:	May 2, 2015	2015	2014	2015	2014	March 2015	February 2015	March 2014
<b>UNEMPLOYMENT RATES (%)</b>									
<b>Insured Unemployment: Oregon</b>		1.89	2.42	1.93	2.46	2.04	2.46	2.55	
EB Trigger <sup>1</sup>		2.14	2.84	2.18	2.89				
Adjusted Insured Unemployment		2.68	3.53	2.71	3.59				
National Average TUR <sup>2</sup>		5.80	6.90	6.30	7.00				
<b>REGULAR CLAIMS (UI, UCFE, UCX)</b>									
<b>Initial Claims (Excl. Liable) <sup>3</sup></b>		<b>4,238</b>	<b>5,268</b>	<b>4,098</b>	<b>4,342</b>	<b>19,932</b>	<b>22,113</b>	<b>22,946</b>	
Oregon - New		2,103	2,529	2,134	2,139	9,570	11,048	10,851	
Additional		2,135	2,739	1,964	2,203	9,395	10,051	12,095	
Interstate - Agent		0	0	0	0	967	1,014	0	
Interstate - Liable		177	194	183	178	696	729	783	
<b>Weeks Claimed (Excl. Liable) <sup>3</sup></b>		<b>31,259</b>	<b>38,324</b>	<b>31,802</b>	<b>38,987</b>	<b>156,894</b>	<b>171,112</b>	<b>191,929</b>	
Oregon		31,259	38,324	31,802	38,987	146,763	160,427	179,483	
Interstate - Agent		0	0	0	0	10,131	10,685	12,446	
Interstate - Liable		1,680	1,917	1,685	1,968	7,542	8,148	8,545	
<b>New Combined Wage Claims</b>		<b>86</b>	<b>138</b>	<b>101</b>	<b>149</b>	<b>460</b>	<b>593</b>	<b>553</b>	
<b>Non-monetary Determinations &amp; Redeter.</b>		<b>1,575</b>	<b>2,007</b>	<b>1,878</b>	<b>1,818</b>	<b>7,551</b>	<b>6,479</b>	<b>8,306</b>	
<b>PAYMENTS: REGULAR BENEFITS</b>									
First Payments		1,496	2,006	1,890	2,186	8,544	9,321	8,698	
Payments Issued		30,998	38,640	32,471	38,810	145,079	155,312	178,568	
Gross Amount of Payments (\$) <sup>3</sup>		\$9,876,752	11,572,256	\$10,283,995	11,542,813	\$45,199,421	\$48,172,279	51,918,386	
Average Check Amount (\$) <sup>3</sup>		\$319	299	\$317	297	<b>\$312</b>	<b>\$310</b>	<b>291</b>	
Number Exhausting Benefits		725	848	758	910	3,357	2,683	3,211	
<b>TRUST FUND</b>									
Balance (in Millions) (\$)		\$2,353.77	\$1,823.	\$2,343.32	\$1,822.58	\$2,341.15	\$2,383.34	\$1,833.22	

<sup>1</sup> EB Trigger Graph:

<http://www.oregon.gov/EMPLOY/Agency/Documents/Current%20Unemployment%20Insurance%20Reports/IUR.pdf>

<sup>2</sup> NTUR: Unemployment Compensation Amendment Of 1992 specifies that a 2 month average NTUR be used to determine duration levels.

<sup>3</sup> Excludes WORKSHARE program

For current and historic UI reports, visit:

<http://www.oregon.gov/EMPLOY/Agency/Pages/UI-Reports.aspx>

<b>Week # :</b>	17
<b>Ending:</b>	May 2, 2015

	This Week	Last Week	Cumulative YTD
<b>EXTENDED BENEFITS (EB)</b>			
Initial Claims (Excl. Liable)	0	0	1
Weeks Claimed (Excl. Liable)	0	0	0
Gross Amount of Payments (\$)	\$0	\$0	\$0
Number Exhausting Benefits	0	0	0

Oregon HEB Trigger "OFF" 04/07/2012.

[http://www.workforcesecurity.doleta.gov/unemploy/claims\\_arch.asp](http://www.workforcesecurity.doleta.gov/unemploy/claims_arch.asp)

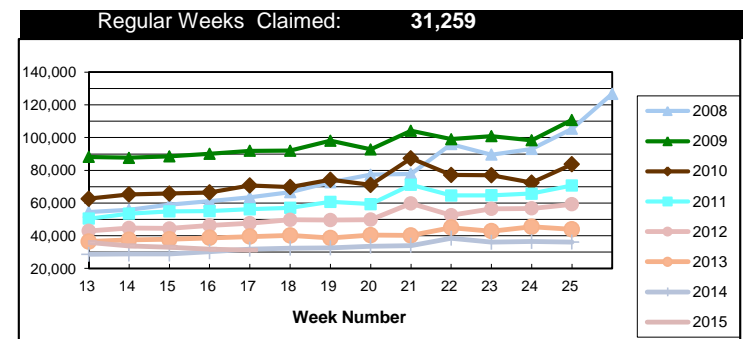
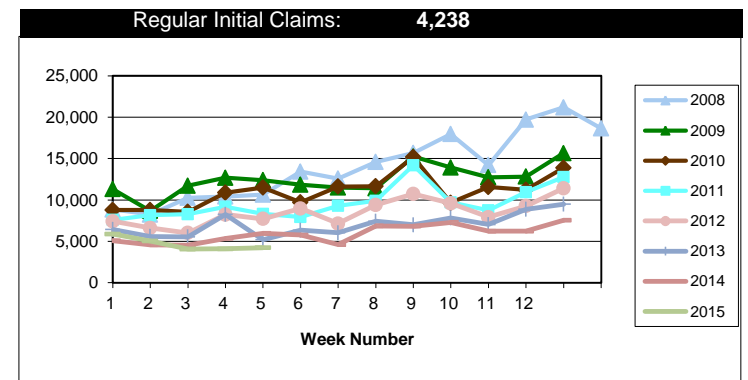
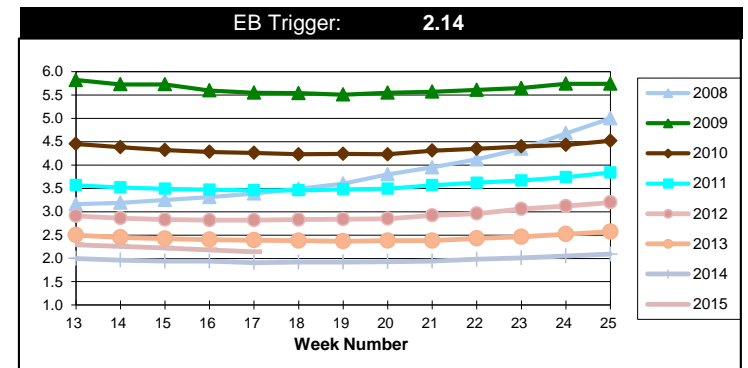
<b>Misc Additional Benefits (AB)</b>			
Initial Claims (Excl. Liable)	0	0	2
Weeks Claimed (Excl. Liable)	8	5	81
Gross Amount of Payments (\$)	0	0	\$0
Number Exhausting Benefits	0	0	0

<b>TRADE ADJUSTMENT ACT (TRA)</b>			
Training Plans	0	2	32
Initial Claims	3	28	145
Weeks Claimed	378	386	6,981
Gross Amount of TRA Payments (\$)	\$168,846	\$173,932	\$3,158,373
Certifications	0	0	2
Gross Amount of A/RTAA Payments (\$)	77,593	79,069	\$1,548,083

<b>WORKSHARE PROGRAM (WS)</b>			
Initial Claims	34	12	681
Weeks Claimed	188	212	5,211
Gross Amount of Payments (\$)	\$16,953	\$22,596	\$468,344
# of Workshare Plans	145	146	2,419

<b>TRAINING UI (TUI)</b>			
Applications Accepted	69	43	1,075
Approved	52	34	925
Weeks Claimed	1,090	1,107	5,509
Gross Amount of Payments (\$)	\$199,499	\$217,012	\$3,395,301

<b>SUPPLEMENTAL UI for DISLOCATED WORKERS (SUD)</b>			
Initial Claims	19	25	494
Weeks Claimed	487	522	9,378
Gross Amount of Payments (\$)	\$194,146	\$191,113	\$3,364,673



For current and historic UI reports, visit:



<http://www.oregon.gov/EMPLOY/Agency/Pages/UI-Reports.as>



(503) 947-1360



<b>Week # :</b>	<b>17</b>
<b>Ending:</b>	<b>May 2, 2015</b>

<b>SELF EMPLOYMENT (SEA) MONTHLY</b>		<b>March 2015</b>	<b>Cumulative</b>
Referred		89	409
Enrolled		89	409
Completed		66	243
<b>Weeks Claimed</b>	<b>347</b>	<b>1,227</b>	<b>5,121</b>
<b>Gross Amount of Payments (\$)</b>	<b>157,524</b>	<b>\$556,755</b>	<b>\$2,274,834</b>

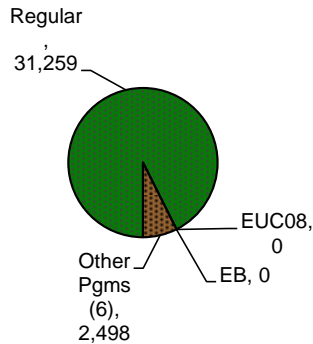
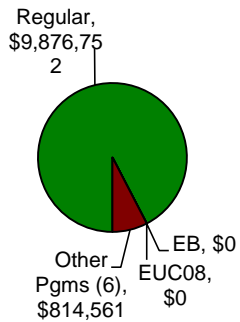
These are MONTHLY counts; data in BOLD is weekly.

<b>EMERGENCY UNEMPLOYMENT COMPENSATION 08 (EUC08)</b>	<b>This Week</b>	<b>Last Week</b>	<b>Cumulative</b>
Initial Claims (Excl. Liable)	0	0	4
Weeks Claimed (Excl. Liable)	0	0	25
Gross Amount of Payments (\$)	\$0	\$203	\$23,672
Number Exhausting Tier 1 Benefits	0	0	3
Number Exhausting Tier 2 Benefits	0	0	0
Number Exhausting Tier Z Benefits (14th week of Tier 2)	0	0	0
Number Exhausting Tier 3 Benefits	0	0	0
Number Exhausting Tier 4 Benefits	0	0	0

EUC began 07/06/2008

**Benefits Paid - By Program**  
**Total: \$10,691,313**

**Weeks Claimed - By Program**  
**Total: 33,757**



<sup>6</sup> Other Programs Include AB, TRA, TAA, WS, TUI, SUD, SEA  
 For current and historic UI reports, visit:

<http://www.oregon.gov/EMPLOY/Agency/Pages/UI-Reports.aspx>

